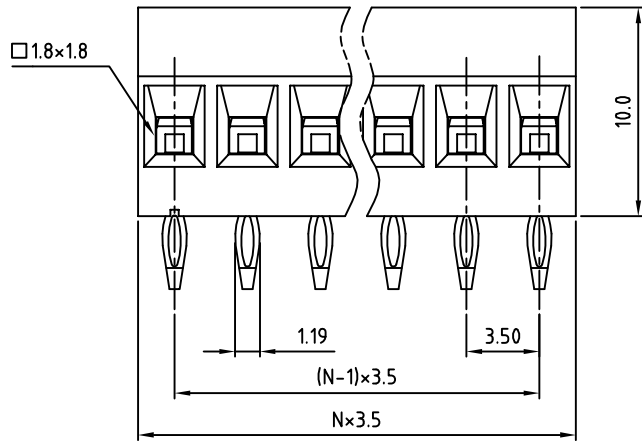
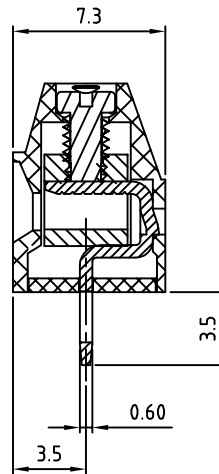
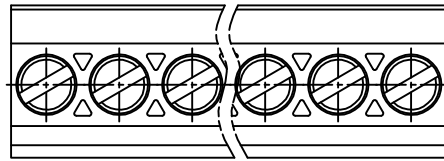


SIGN	DATE	DESCRIPTION	APPROVER
		<i>THIS IS CAD DRAWING, DO NOT REVISE MANUALLY!!!</i>	

- Material:
- Terminal body
 - (metal housing): Brass(CuZn)
 - Terminal screw: Steel Zinc plating
 - Wire guard: Brass (CuZn)
 - Surface of solder tail: Tin plated
 - Insulator(housing): Thermoplastic (UL94V-0)
- Electrical: cULus
- Voltage rating: 300V
 - Current rating: 10A
 - Wire range:
 - Solid wire(AWG): 16-30
 - Stranded wire(AWG): 16-30
 - Torque: 1.7 Lb-In
 - Screw: M2
 - Wire strip length: 5-6mm
 - Withstanding Voltage: 1.6 KV
 - Operating temperature: -30°C to +105°C
 - Soldering temperature: 250°C±10°C/5 Sec
- RoHS Compliant



N= Number of poles

P.C.B. LAYOUT

PART NUMBER

OSTVQXX1151

No. of Poles

02: 2 Poles

03: 3 Poles

... ..

24: 24 Poles

COLOR:

0: Black

5: Green (Standard)

6: Blue

8: Grey



TITLE		OSTVQ 3.5mm series solid block Press Fit with cover 2p-24p			
PART NO.	OSTVQXX1151	DWG NO.	OSTVQXX1151.DWG		
APPROVED	CHECKED	DESIGNED	DRAWN	CUST NO.	Tolerance
Shi Jun 2006.10.21	Shi Jun 2006.10.21	Tony 2005.07.14	Tony 2005.07.14		X. ±0.50
					X.X ±0.30
					X.XX ±0.10
				SHEET: 01/01	X° ±1°

THESE DRAWINGS AND SPECIFICATIONS ARE THE PROPERTY OF ON-SHORE TECHNOLOGY, INC. AND SHALL NOT BE REPRODUCED, COPIED OR USED IN ANY MANNER WITHOUT THE PRIOR WRITTEN CONSENT OF ON-SHORE TECHNOLOGY, INC.

Diameter of metal-plated hole: $\phi 1.0 \pm 0.05$