

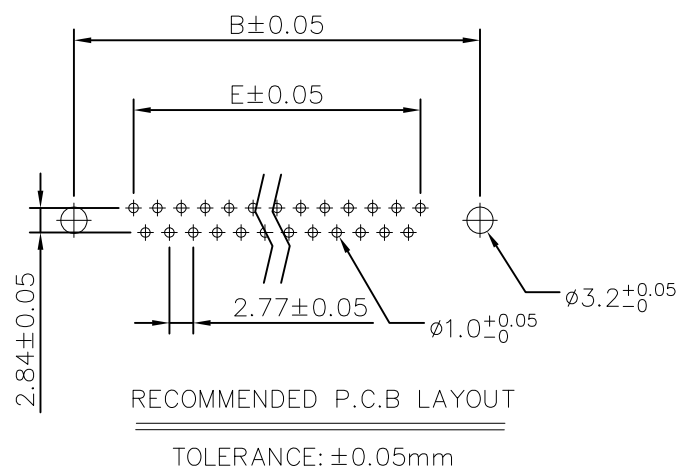
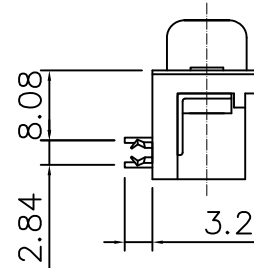
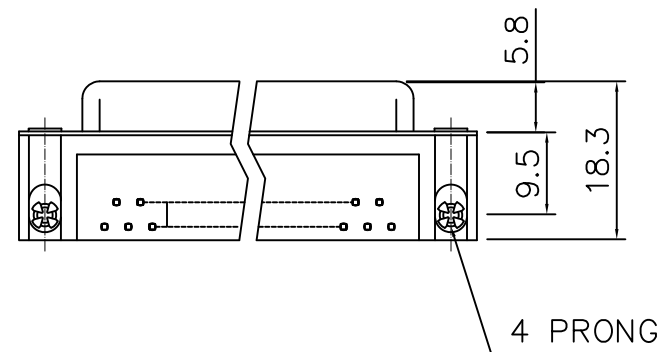
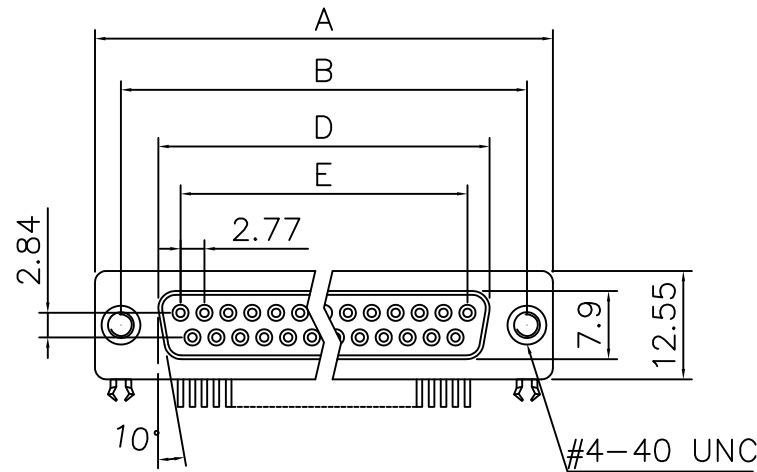
This document is the property of Amphenol Corporation and is delivered on the express condition that it is not to be disclosed, reproduced or used, in whole or in part, for manufacture or sale by anyone other than Amphenol Corporation without its prior consent, & that no right is granted to disclose or to use any information in this document.

Customer drawing

REVISIONS				
SYM	ECN	DESCRIPTION	DATE	APPROVED
1	HK--	First Release Drawing	21/10/14	IP

D-SUB TECHNICAL DATA

SHELL : Steel, 100u" Tin Over 50u" min nickel over 50u" min Copper
 BODY : Glass-Filled Thermoplastic PBT, UL94V-0, Black
 CONTACTS : Copper alloy
 15u" Gold over 50u" min nickel on contact area
 100u" min tin over 50u" min nickel on solder area
 BOARDLOCK: Brass, Tin Plated.
 ELECTRICAL : Voltage rating 250 V Rms
 Current Rating :3 AMP
 Withstanding Voltage : 1000 VAC/rms 60Hz for 1 minute
 Insulation resistance : 1000 MegOhms at 500 VDC
 Contact resistance 20 mOhms
 MARKING : Amphenol...(Series No.)
 Commercial reference
 Manufacturing date



PRODUCT CODE

L 177 SD E XX S A4 CH 4R

L: RoHS Compliance

177: tinned shell for receptable

Shell Size :E,A,B,C

Configuration: 09,15,25,37

Mounting options:
4R=Rear insert 4-40

PCB Locking Type:
Grounding tabs+ boardlocks

Footprint:
A4 (MIL)

Contact type:
S = socket

Dimensions

Positions	A	B	D	E
9	30.81	24.99	16.33	11.08
15	39.20	33.30	24.70	19.39
25	53.05	47.04	38.40	33.24
37	69.40	63.50	54.80	49.86

UNLESS OTHERWISE SPECIFIED TOLERANCES		APPROVAL		DATE
U.S.	METRIC	DRAWN	Feiz.Liu	21/10/14
.X +/-	0.50	CHECKED	Tony.Tang	21/10/14
.XX +/-	0.30	CHECKED		
.XXX +/-	0.20			
FRACTIONS +/-	5'			
ANGLES +/-				
FOR MATERIALS AND FINISHES SEE NOTES		DRAWING FILE :		
REMOVE SHARP EDGES		ANGLE OF PROJECTION		
DIMENSIONS				
U.S.	INCHES			
METRIC	MM			

Amphenol
 Amphenol East Asia Limited

TITLE
 D-sub,R/A,FP8.08,

SIZE	DRAWING NO.	REV.
A4	L177SDXXXSA4CH4R	1
SCALE	NONE	SHEET 1 OF 1