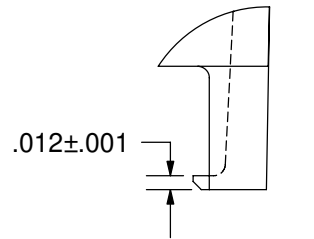
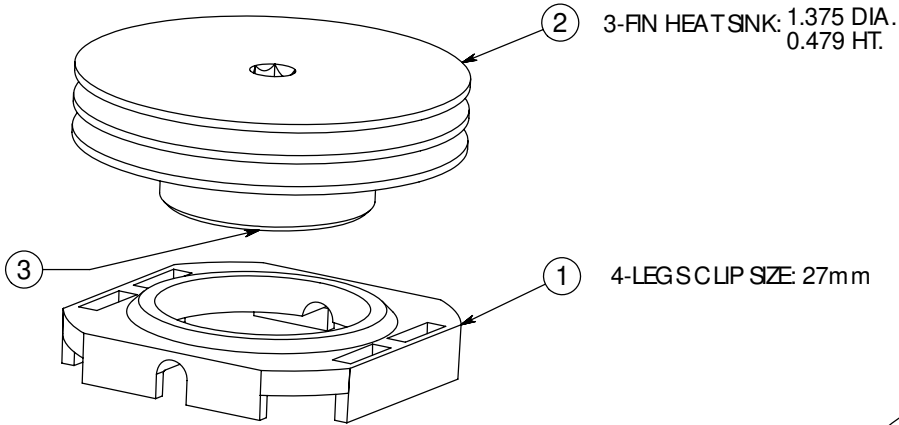
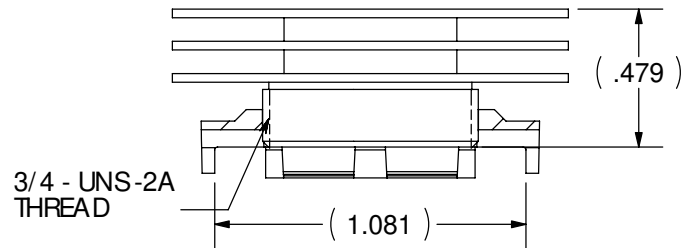
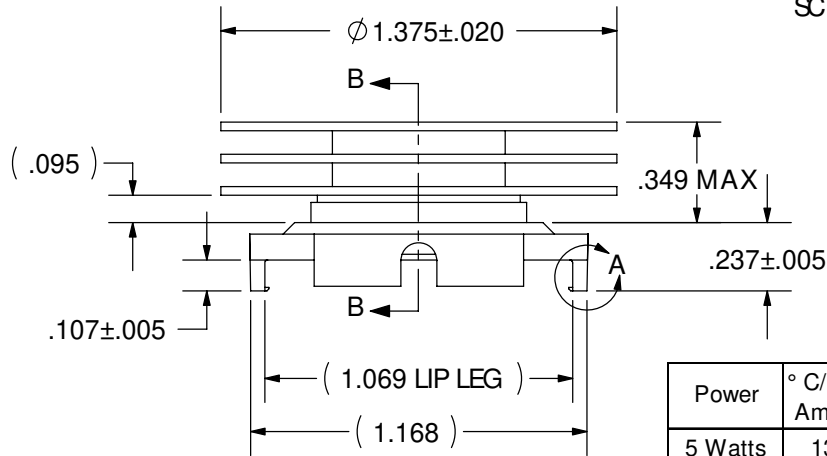


REVISION(S)			
LTR	DESCRIPTION	INIT	APP'D
O	ECN: 0S60-0040-04	E.T 2/16/04	B.P 2/16/04
A	ECR-06-014978	E.T 6/28/06	V.K 6/30/06



DETAIL A
SCALE= 6X



SECTION B-B

Power	° C/W @ Ambient	° C/W @ 200 LFM	° C/W @ 400 LFM	° C/W @ 600 LFM
5 Watts	13.25	6.13	4.35	3.14
10 Watts	11.82	6.04	3.99	2.93
15 Watts	10.75	5.89	3.96	2.99

CUSTOMER DRAWING

SPECIFICATIONS ARE SUBJECT TO CHANGE WITHOUT NOTICE

ITEM	DESCRIPTION	QTY
1	MOUNTING CLIP	1
2	HEAT SINK	1
3	INTERFACE	1

tyco / Electronics
Atteboro Falls Massachusetts 02763

UNLESS OTHERWISE SPECIFIED TO TOLERANCES ARE:
.XX ± .
.XXX ± .
.XXXX ± .
ANGLES ± *

DRAWN BY: ETAO
DATE: 02/16/04
MATERIAL: SEE NOTE

ENGINEER: BP
DATE: 2/23/04
FINISH: SEE NOTE

FILENAME: PROJECT: SYSTEM:

CONFIDENTIAL PROPERTY OF TYCO ELECTRONICS NOT TO BE DISCLOSED TO OTHERS REPRODUCED OR USED FOR ANY PURPOSES EXCEPT AS AUTHORIZED IN WRITING BY AN AUTHORIZED OFFICIAL OF TYCO. MUST BE RETURNED TO TYCO ON DEMAND, ON COMPLETION OF ORDERS OR OTHER PURPOSES FOR WHICH SENT.

DIMENSIONS ARE IN: INCHES
SCALE: 1.5:1
PART NO.: 6-1542003-1
DWG. NO.: C-6-1542003-1

SIZE: A
FIRST ANGLE PROJECTION

TITLE: 27mm LOW PROFILE HEATSINK ASSEMBLY (HTS609-U)

SHEET: 1 OF 1
REV: A