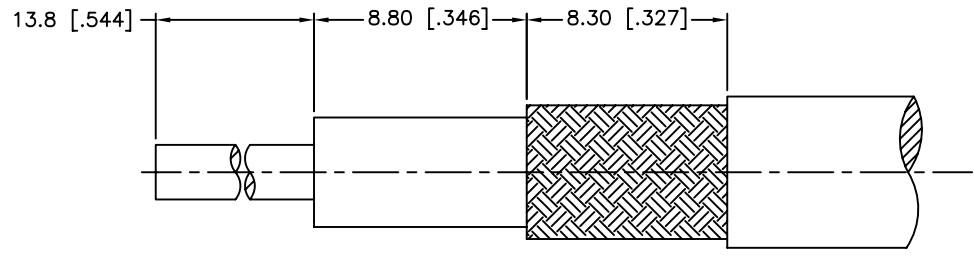
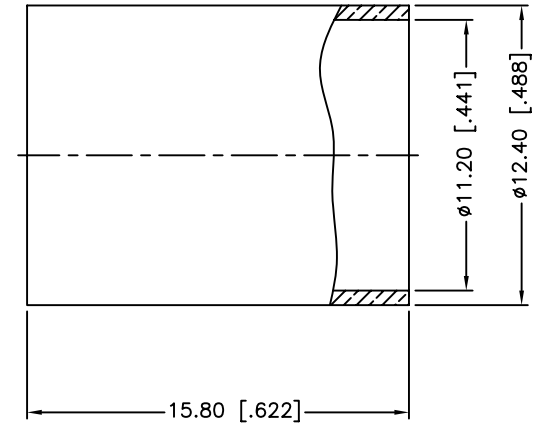
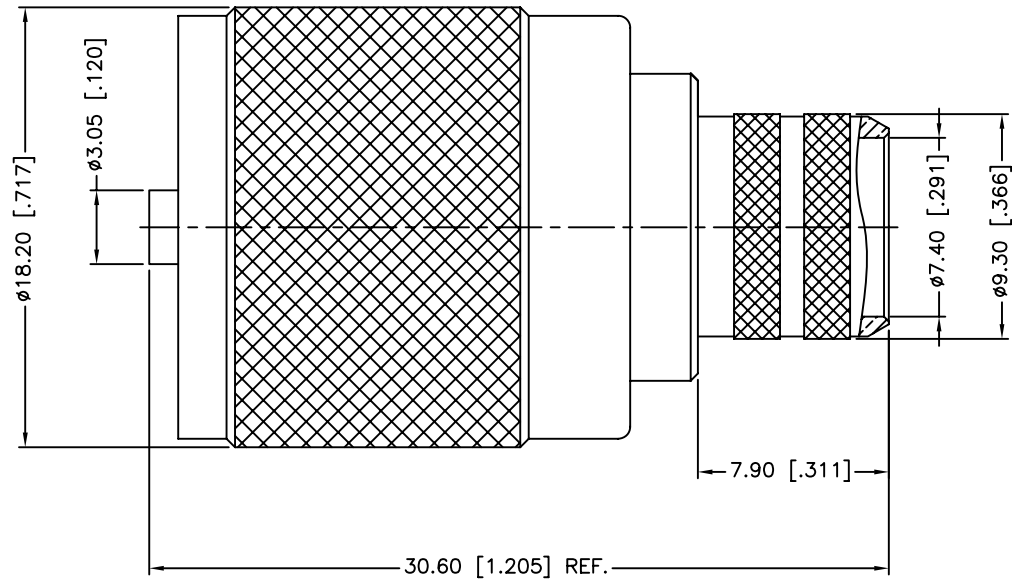


REV.	DATE	ECR NO.	DESCRIPTION
A	10/22/10	XXXXX	MODIFY THE MATERIAL OF ITEM 3



RECOMMENDED
CABLE STRIPPING DIM'S



1. CRIMPED FERRULE
HEX CRIMP SIZE .429"
2. CRIMPED CONTACT PIN
HEX CRIMP SIZE .105"

5	FERRULE	BRASS	NICKEL	1
4	CONTACT PIN	BRASS	SILVER	1
3	INSULATOR	PHENOLIC	YELLOW	1
2	BODY	BRASS	NICKEL	1
1	SHELL	BRASS	NICKEL	1
	DESCRIPTION	MATERIAL	FINISH	QTY

UNLESS OTHERWISE SPECIFIED DIMENSIONS ARE IN MILLIMETERS. DIMENSIONS IN [] ARE IN INCHES AND FOR CUSTOMER REFERENCE ONLY.

UNLESS OTHERWISE SPECIFIED TOLERANCES FOR MILLIMETERS ARE:
0.5 - 8mm ± 0.20mm
8 - 30mm ± 0.40mm
30 - 120mm ± 0.50mm

UNLESS OTHERWISE SPECIFIED TOLERANCES FOR INCHES ARE:
.020 - .315 = ± 0.007"
.315 - 1.180 = ± 0.015"
1.180 - 4.724 = ± 0.020"

DO NOT SCALE DRAWING

APPROVALS		DATE
DRAWN	M.ZHANG	10/22/10
CHECKED		
ISSUED		
SHEET	1 OF 1	
CAD FILE	C:/CONNEX/182311.DWG	

Amphenol Connex

PART DESCRIPTION
**UHF CRIMP PLUG
(FOR RG-214/U CABLE)**

PART NO.
182311

DWG. NO. 182311.DWG REV. A SIZE A SCALE NA