

THIS DRAWING IS UNPUBLISHED. RELEASED FOR PUBLICATION
 © COPYRIGHT BY TYCO ELECTRONICS CORPORATION. ALL RIGHTS RESERVED.

LOC	DIST	REVISIONS			
P	LTR	DESCRIPTION	DATE	DWN	APVD
GP	00	E	REVISED PER ECO-08-007327	05SEP08	BM WM

1. THIS KIT SHIPPED NOT ASSEMBLED.

2 MATERIAL:
 SHIELDS - BRIGHT NICKEL PLATED CARBON STEEL.
 PLUG HOUSING - POLYPHENYLENE OXIDE, BLACK
 TERMINALS - HIGH STRENGTH COPPER ALLOY PLATED WITH .000030 MIN GOLD OR GOLD FLASH OVER PALLADIUM NICKEL PLATE, .000030 MIN TOTAL ON MATING SURFACE. .000050 MIN NICKEL UNDERPLATE OVER ENTIRE TERMINAL.

3 WIRE SIZE: 24 & 26 AWG SOLID OR 24 AWG 7 STRANDS OF COPPER CONDUCTOR. MAX INSULATION DIA OF .045 IS ACCEPTABLE FOR MOST APPLICATIONS.

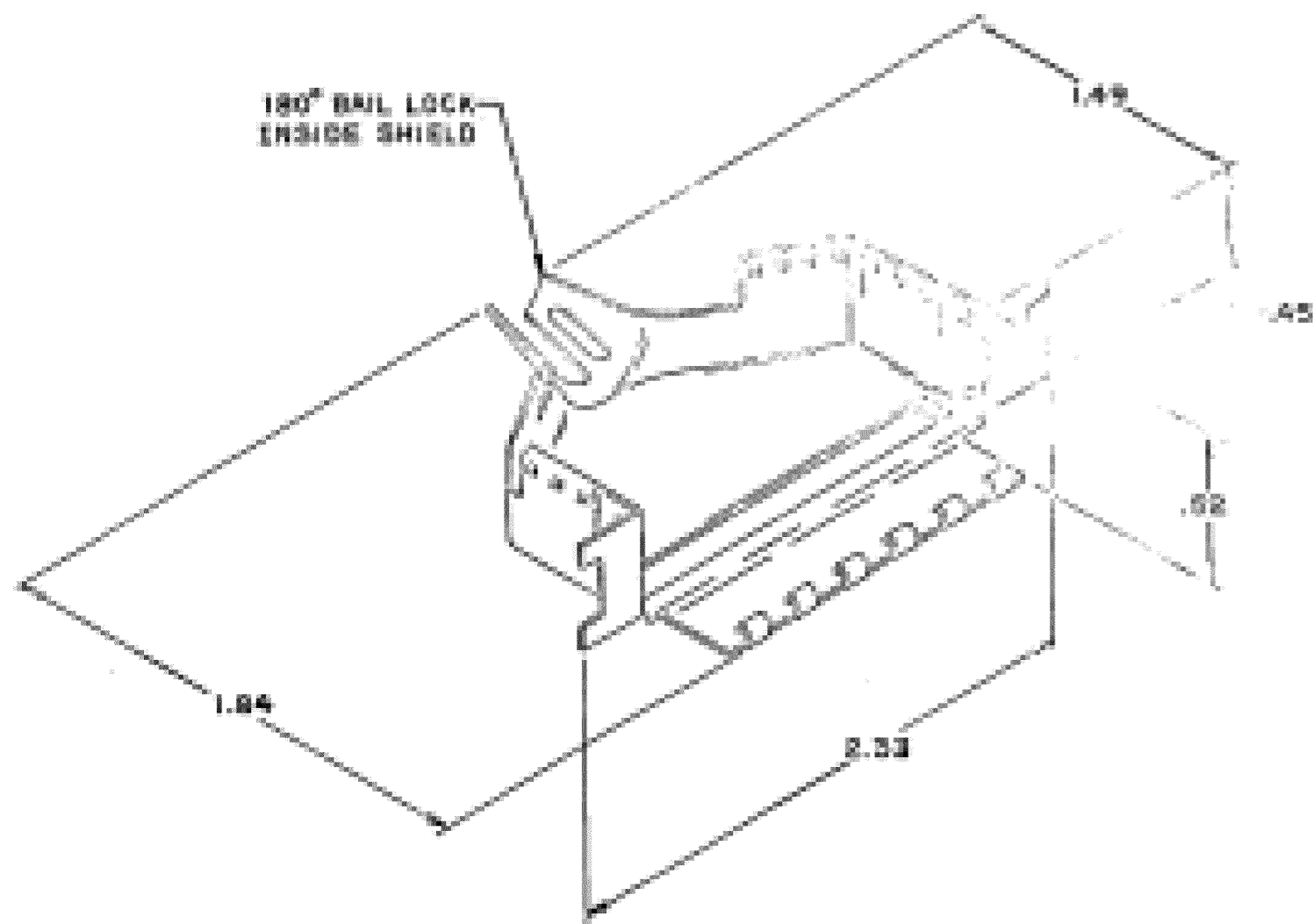
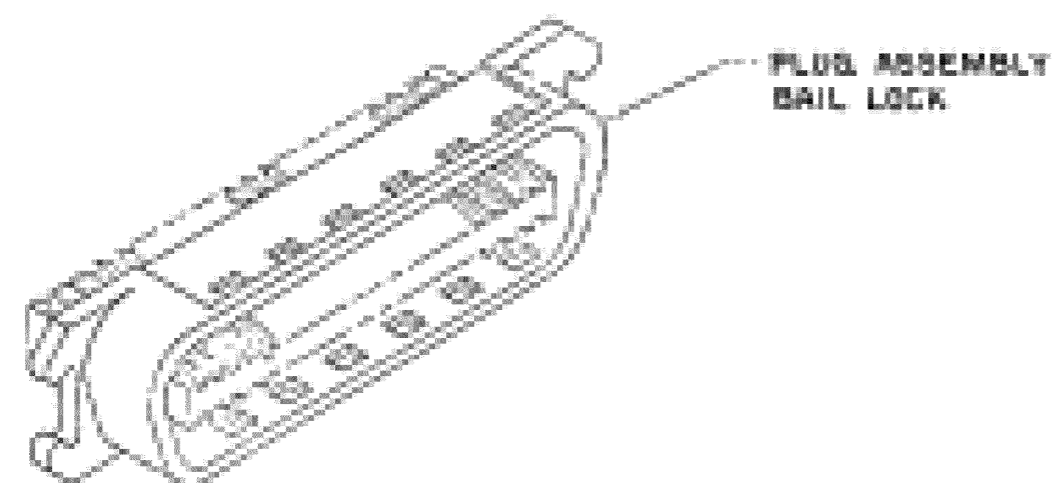
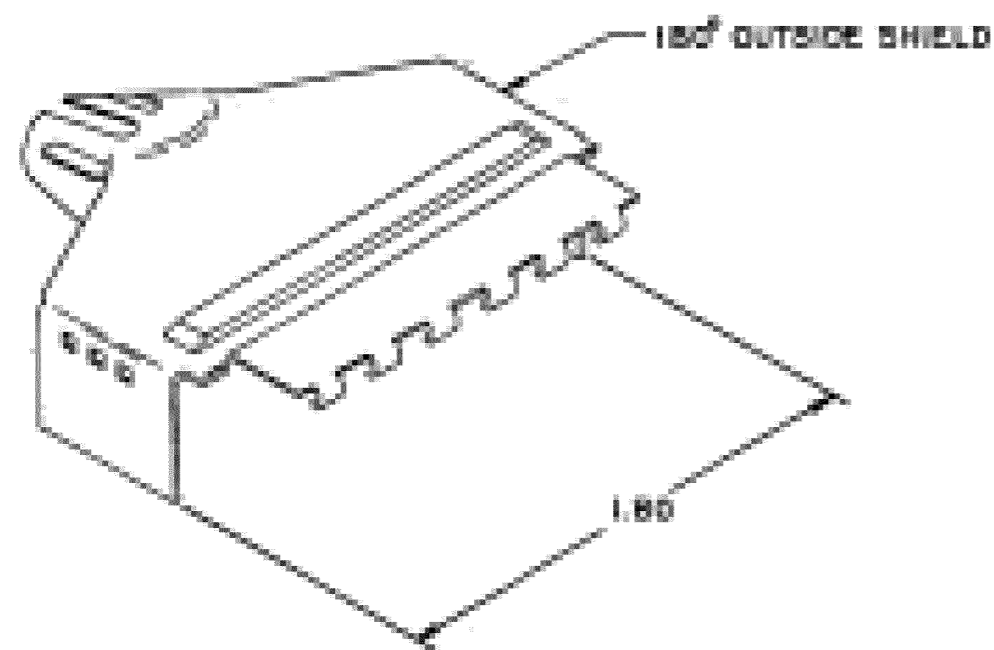
4. CABLE RANGE: .250-.500 DIAMETER.

5. CENTER TO CENTER SPACING OF TERMINALS IS .085 NOMINAL.

6 WIRE SIZE: 26-27-28 AWG 7 STRANDS OF COPPER CONDUCTORS. MAX INSULATION DIAMETER OF .045 IS ACCEPTABLE FOR MOST APPLICATIONS.

7. ALL DIMENSIONS SHOWN ARE MAX UNLESS OTHERWISE SPECIFIED.

8. CORING IS AN OPTIONAL CONFIGURATION AND IS AT THE DISCRETION OF TYCO ELECTRONICS.



OBSOLETE	BULK	B	3	5-554950-2
OBSOLETE	PACKED	E	6	5-554950-1
	POLY BAG	B	3	554950-2
OBSOLETE		E	6	554950-1
	PACKAGED	SLOT SIZE	WIRE SIZE	PART NO

THIS DRAWING IS A CONTROLLED DOCUMENT.		DWN	L. CANTY	4-2-86	Tyco Electronics Corporation Harrisburg, PA 17105-3608																		
		CHK	B. FOX	5-19-86																			
DIMENSIONS: INCHES		TOLERANCES UNLESS OTHERWISE SPECIFIED:		NAME																			
<table border="1"> <tr><td>0 PLC</td><td>±</td><td>-</td></tr> <tr><td>1 PLC</td><td>±</td><td>-</td></tr> <tr><td>2 PLC</td><td>±</td><td>-</td></tr> <tr><td>3 PLC</td><td>±</td><td>-</td></tr> <tr><td>4 PLC</td><td>±</td><td>-</td></tr> <tr><td>ANGLES</td><td>±</td><td>-</td></tr> </table>		0 PLC	±	-	1 PLC	±	-	2 PLC	±	-	3 PLC	±	-	4 PLC	±	-	ANGLES	±	-	APVD		-	
0 PLC	±	-																					
1 PLC	±	-																					
2 PLC	±	-																					
3 PLC	±	-																					
4 PLC	±	-																					
ANGLES	±	-																					
		PRODUCT SPEC		-																			
MATERIAL		FINISH		APPLICATION SPEC																			
2		2		-																			
CUSTOMER DRAWING		WEIGHT	-	SIZE	A2																		
		SCALE		CAGE CODE	00779																		
		SHEET		DRAWING NO	C=554950																		
		1 of 1		RESTRICTED TO	-																		
		REV		E																			