



Main

Range of Product	Harmony Control Relays
Product or Component Type	Current control relay
Relay Type	Current control relay
Relay name	RM17JC
Relay monitored parameters	Overcurrent detection
Time delay	Without
Switching capacity in VA	1250 VA
Minimum switching current	10 mA 5 V DC
Maximum power consumption in VA	3 VA
Measurement range	2...20 A current
Utilisation category	AC-12 IEC 60947-5-1 AC-13 IEC 60947-5-1 AC-14 IEC 60947-5-1 AC-15 IEC 60947-5-1 DC-12 IEC 60947-5-1 DC-13 IEC 60947-5-1 DC-14 IEC 60947-5-1
Contacts type and composition	1 C/O

Complementary

Maximum switching voltage	250 V AC/DC
[Us] Rated Supply Voltage	24...240 V AC/DC 50/60 Hz +/- 10 %
Supply voltage limits	20.4...264 V AC/DC
Operating voltage tolerance	- 15 % + 10 % Un
Maximum power consumption in W	1 W
Control circuit frequency	40...70 Hz sinusoidal
Output contacts	1 C/O
Nominal output current	5 A
Maximum measuring cycle	30 ms measurement cycle as true rms value
Hysteresis	15 % fixed threshold setting
Delay at power up	0.5 s
Measurement accuracy	+/- 10 % of the full scale value
Repeat accuracy	+/- 0.5 % input and measurement circuit
Measurement error	+/- 0.05 %/°C with temperature variation < 1 % over the whole range with voltage variation
Response time	< 200 ms (in the event of a fault)
Polarity	Yes DC
Threshold setting	10...100 %
Input current	100000 mA permanent at 25 °C 300000 mA non repetitive < 3 s at 25 °C
Marking	CE : 73/23/EEC CE : EMC 89/336/EEC
Overvoltage category	III IEC 60664-1
Insulation resistance	> 500 MOhm 500 V DC IEC 60255-5 > 500 MOhm 500 V DC IEC 60664-1
[Ui] rated insulation voltage	400 V IEC 60664-1

Insulation	Between supply and measurement
Operating position	Any position without derating
Connections - terminals	Screw terminals, 1 x 0.5...1 x 4 mm ² AWG 20...AWG 11) solid without cable end Screw terminals, 2 x 0.5...2 x 2.5 mm ² AWG 20...AWG 14) solid without cable end Screw terminals, 1 x 0.2...1 x 2.5 mm ² AWG 24...AWG 12) flexible with cable end Screw terminals, 2 x 0.2...2 x 1.5 mm ² AWG 24...AWG 16) flexible with cable end
Tightening torque	5.31...8.85 lbf.in (0.6...1 N.m) IEC 60947-1
Housing material	Self-extinguishing plastic
Local signalling	For power ON LED (green) For relay ON LED (yellow)
Mounting support	35 mm symmetrical DIN rail conforming to EN/IEC 60715
Electrical durability	100000 cycles
Mechanical durability	30000000 cycles
Operating rate	<= 360 operations/hour full load
Contacts material	Cadmium free
Width	0.69 in (17.5 mm)
Net Weight	0.29 lb(US) (0.13 kg)

Environment

Immunity to microbreaks	10 ms
Electromagnetic compatibility	Emission standard for industrial environments EN/IEC 61000-6-4 Emission standard for residential, commercial and light-industrial environments EN/IEC 61000-6-3 Immunity for industrial environments NF EN/IEC 61000-6-2
Standards	EN/IEC 60255-6
Product Certifications	GL C-tick GOST UL CSA
Ambient Air Temperature for Storage	-40...158 °F (-40...70 °C)
Ambient air temperature for operation	-4...122 °F (-20...50 °C)
Relative humidity	95 % 131 °F (55 °C) IEC 60068-2-30
Vibration resistance	0.35 mm 5...57.6 Hz)IEC 60068-2-6 1 gn 57.6...150 Hz)IEC 60255-21-1
Shock resistance	15 gn 11 ms IEC 60255-21-1
IP degree of protection	IP20 IEC 60529 terminals) IP30 IEC 60529 casing)
Pollution degree	3 IEC 60664-1
Dielectric test voltage	2 kV AC 50 Hz
Non-dissipating shock wave	4 kV

Ordering and shipping details







Category	22380 - RELAYS-MEASUREMENT (RM17-RM35)
Discount Schedule	CP2
GTIN	3389119405034
Nbr. of units in pkg.	1
Package weight(Lbs)	4.23 oz (120 g)
Returnability	Yes
Country of origin	ID

Packing Units

Unit Type of Package 1	PCE
Package 1 Height	4.09 in (10.4 cm)
Package 1 width	3.82 in (9.7 cm)
Package 1 Length	1.10 in (2.8 cm)
Unit Type of Package 2	S02
Number of Units in Package 2	32

Package 2 Weight	9.47 lb(US) (4.295 kg)
Package 2 Height	5.91 in (15 cm)
Package 2 width	11.81 in (30 cm)
Package 2 Length	15.75 in (40 cm)

Offer Sustainability

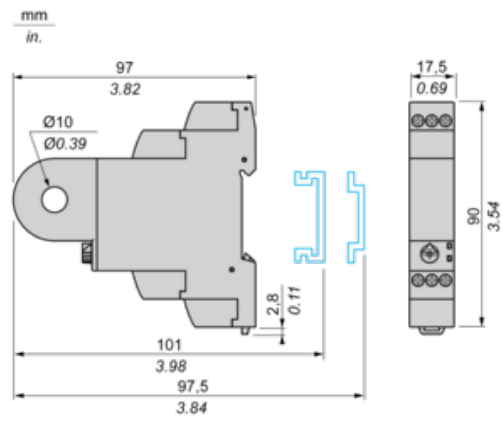
Sustainable offer status	Green Premium product
California proposition 65	WARNING: This product can expose you to chemicals including: Lead and lead compounds, which is known to the State of California to cause cancer and birth defects or other reproductive harm. For more information go to www.P65Warnings.ca.gov
REACH Regulation	 REACH Declaration
EU RoHS Directive	Pro-active compliance (Product out of EU RoHS legal scope)  EU RoHS Declaration
Mercury free	Yes
RoHS exemption information	 Yes
China RoHS Regulation	 China RoHS Declaration
Environmental Disclosure	 Product Environmental Profile
Circularity Profile	 End Of Life Information
WEEE	The product must be disposed on European Union markets following specific waste collection and never end up in rubbish bins.

Contractual warranty

Warranty	18 months
----------	-----------

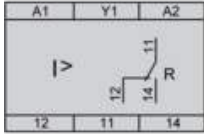
Current Control Relays

Dimensions and Mounting



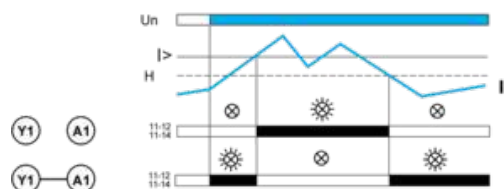
Current Control Relays

Wiring Diagram



Function Diagram

Control of Overcurrent



Legend

Un Supply voltage

I Monitored current

H Hysteresis

I> Overcurrent threshold (set by means of a potentiometer)

11-12/11-14, 21-22/21-24 Output relay connections (refer to Connections and Schema)

Relay status: black color = energized.

NOTE: When terminal Y1 is linked to A1 (+), the output is reversed.