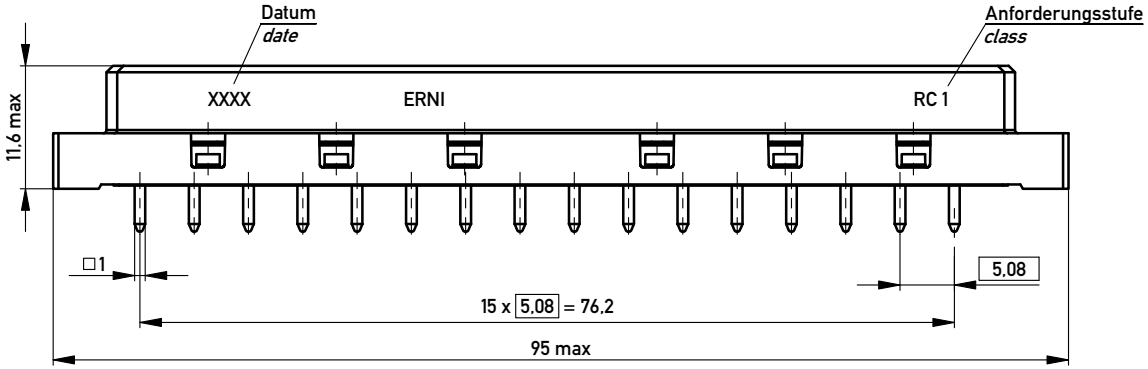

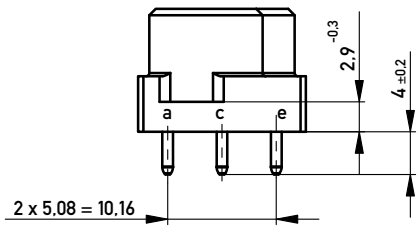

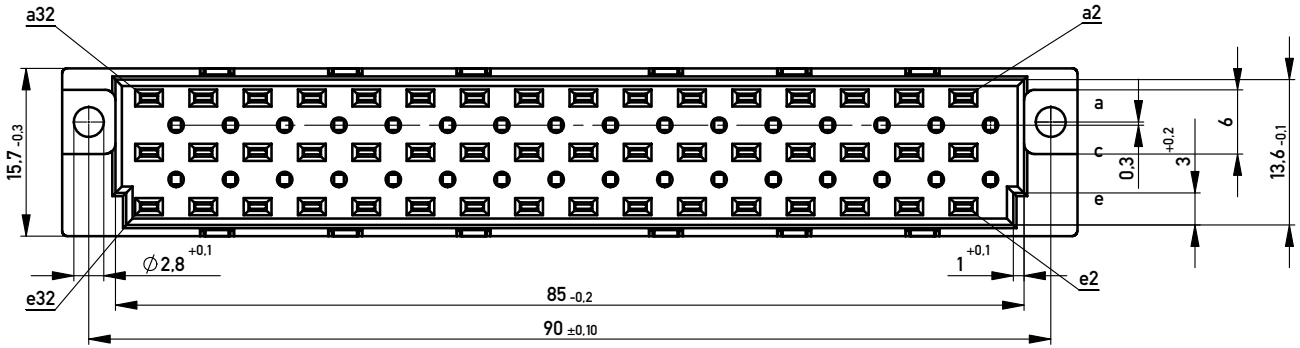

Bestückungsplan / *contact layout*

■ bestückt / *assembled*

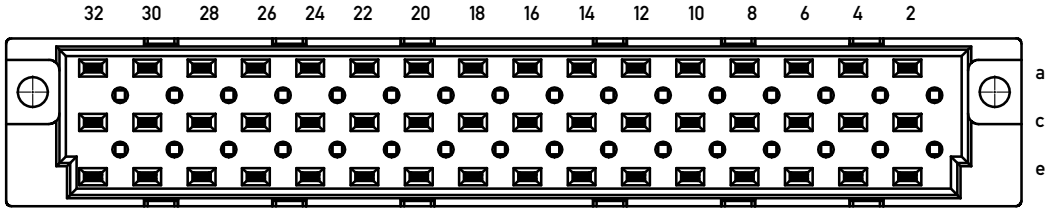

Lötanschluß 1,0 x 1,0 mm / *solder terminal 1,0 x 1,0 mm*
Isolierwerkstoff / *housing material:* PBT GF30
Bauart 7 / *type 7*
Anforderungsstufe 1 = 500 Steckzyklen / *performance class 1 = 500 mating cycles*
Fehlende Masse und Angaben nach IEC 60 603-2 / DIN EN 60 603-2
Missing information and dimensions per IEC 60 603-2 / DIN EN 60 603-2

Leiterplatten-Lochbild Vorschlag/ *PCB drillhole pattern proposal*

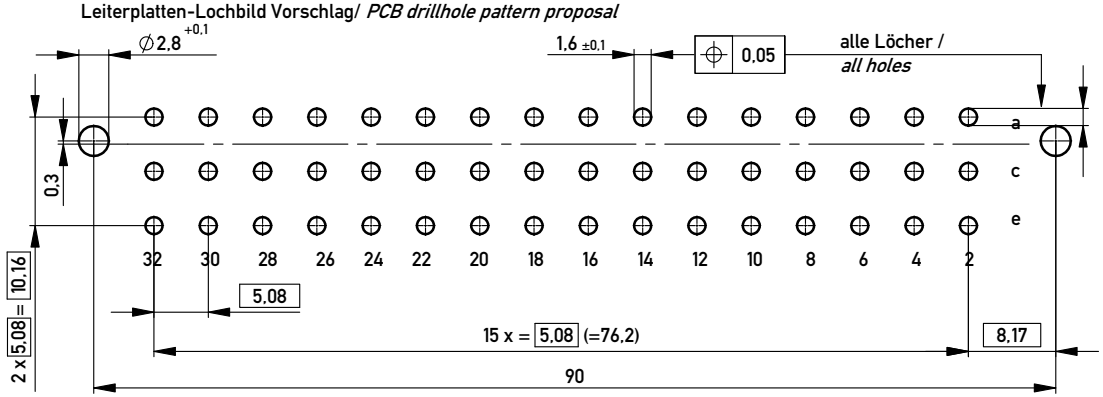

Information:	Tolerances	All Dimensions in mm	Scale 2:1
All rights reserved. Only for Information. To ensure that this is the latest version of this drawing, please contact one of the ERNI companies before using.	Subject to modification without prior notice. Drawing will not be updated.		Designation: Federleiste E 48 Löt / *Fem. Connector E 48 Solder*
		ERNI www.ERNI.com	354341 — I — A3
c — 24.04.2013			Class STVE
Index — Date			

Copyright by ERNI GmbH
Proprietary notice pursuant to ISO 16016 to be observed.