

PCB terminal block - FRONT 2,5-H/SA10-EX - 1700325

Please be informed that the data shown in this PDF Document is generated from our Online Catalog. Please find the complete data in the user's documentation. Our General Terms of Use for Downloads are valid (<http://download.phoenixcontact.com>)




PC terminal block, Nominal current: 24 A, Nom. voltage: 320 V, Nominal current (Ex): 20 A, Nominal voltage (Ex): 176 V, Pitch: 5 mm, Number of positions: 1, Connection method: Screw connection, Mounting: Soldering, Conductor/PCB connection direction: 0 °, Color: green, The article can be aligned to create different nos. of positions!

Why buy this product

- Voltage can be increased by using pitch spacers
- Two solder pins for a high level of stability on the PCB
- Front conductor connection



Key commercial data

Packing unit	1
Minimum order quantity	50
Catalog page	Page 151 (CC-2011)
GTIN	 4 017918 022815
Custom tariff number	85369010
Country of origin	GERMANY

Technical data

Dimensions / positions

Length	19.5 mm
Pitch	5 mm
Number of positions	1
Pin dimensions	0,8 x 0,8 mm
Pin spacing	10 mm
Hole diameter	1.2 mm
Screw thread	M2,5
Tightening torque, min	0.4 Nm
Tightening torque max	0.5 Nm

Technical data

Range of articles	FRONT 2,5-H-EX
Insulating material group	I

PCB terminal block - FRONT 2,5-H/SA10-EX - 1700325

Technical data

Technical data

Rated surge voltage (III/3)	4 kV
Rated surge voltage (III/2)	4 kV
Rated surge voltage (II/2)	4 kV
Rated voltage (III/3)	250 V
Rated voltage (III/2)	320 V
Rated voltage (II/2)	630 V
Connection in acc. with standard	EN-VDE
Nominal current I _N	24 A
Nominal cross section	2.5 mm ²
Maximum load current	17.5 A (with 2.5 mm ² conductor cross section)
Insulating material	PA
Inflammability class according to UL 94	V0
Internal cylindrical gage	A3
Stripping length	9 mm

Connection data

Conductor cross section solid min.	0.2 mm ²
Conductor cross section solid max.	2.5 mm ²
Conductor cross section stranded min.	0.2 mm ²
Conductor cross section stranded max.	2.5 mm ²
Conductor cross section stranded, with ferrule without plastic sleeve min.	0.25 mm ²
Conductor cross section stranded, with ferrule without plastic sleeve max.	1.5 mm ²
Conductor cross section stranded, with ferrule with plastic sleeve min.	0.25 mm ²
Conductor cross section stranded, with ferrule with plastic sleeve max.	1.5 mm ²
Conductor cross section AWG/kcmil min.	24
Conductor cross section AWG/kcmil max	14
2 conductors with same cross section, solid min.	0.2 mm ²
2 conductors with same cross section, solid max.	0.75 mm ²
2 conductors with same cross section, stranded min.	0.2 mm ²
2 conductors with same cross section, stranded max.	0.75 mm ²
2 conductors with same cross section, stranded, ferrules without plastic sleeve, min.	0.25 mm ²
2 conductors with same cross section, stranded, ferrules without plastic sleeve, max.	0.34 mm ²

Classifications

eClass

eCl@ss 4.0	27141109
eCl@ss 4.1	27141109
eCl@ss 5.0	27141190

PCB terminal block - FRONT 2,5-H/SA10-EX - 1700325

Classifications

eclass

eCl@ss 5.1	27141190
eCl@ss 6.0	27261101
eCl@ss 7.0	27440401

etim

ETIM 3.0	EC001121
ETIM 4.0	EC002643
ETIM 5.0	EC002643

unspsc

UNSPSC 6.01	30211801
UNSPSC 7.0901	39121432
UNSPSC 11	39121432
UNSPSC 12.01	39121432
UNSPSC 13.2	39121432

Approvals

Approvals

Approvals


GOST

Ex Approvals

IECEX / ATEX

Approvals submitted

Approval details

GOST 
--

Accessories

Accessories

Assembly

PCB terminal block - FRONT 2,5-H/SA10-EX - 1700325

Accessories

PCB terminal block - D-FRONT 2,5-H-O.Z. - 1700024



End cover, necessary at the end of a terminal row, 2.5 mm thick, color: green

Spacer plate - RZ 2,5-FRONT 2,5 H-EX - 1701269



Pitch spacer, only for Ex version, increases the pitch by 2.5 mm, interlocks with terminal block of the same shape, color: green

Marking

Marker cards - SK 5/3,8:FORTL.ZAHLEN - 0804183



Marker cards, Card, white, labeled, Horizontal: Consecutive numbers 1 - 10, 11 - 20, etc. up to 91 - (99)100, Mounting type: Adhesive, For terminal block width: 5 mm

Tools

Screwdriver - SZS 0,6X3,5 - 1205053



Actuation tool, for ST terminal blocks, insulated, also suitable for use as a bladed screwdriver, size: 0.6 x 3.5 x 100 mm, 2-component grip, with non-slip grip

Insertion bridge - EBP 2- 5 - 1733169



Insertion bridge, fully insulated, for plug connectors with 5.0 or 5.08 mm pitch, no. of positions: 2

Additional products

PCB terminal block - FRONT 2,5-H/SA10-EX - 1700325

Accessories

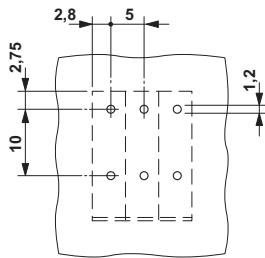
PCB terminal block - D-FRONT 2,5-H-O.Z. - 1700024



End cover, necessary at the end of a terminal row, 2.5 mm thick, color: green

Drawings

Drilling diagram



Dimensioned drawing

