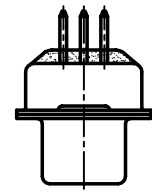
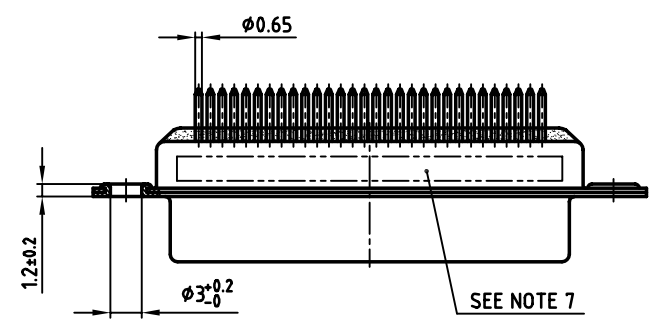
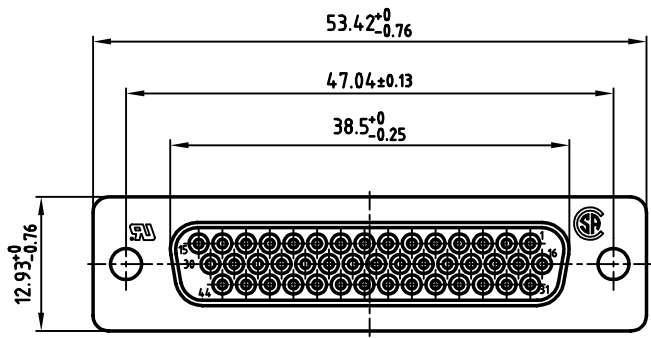
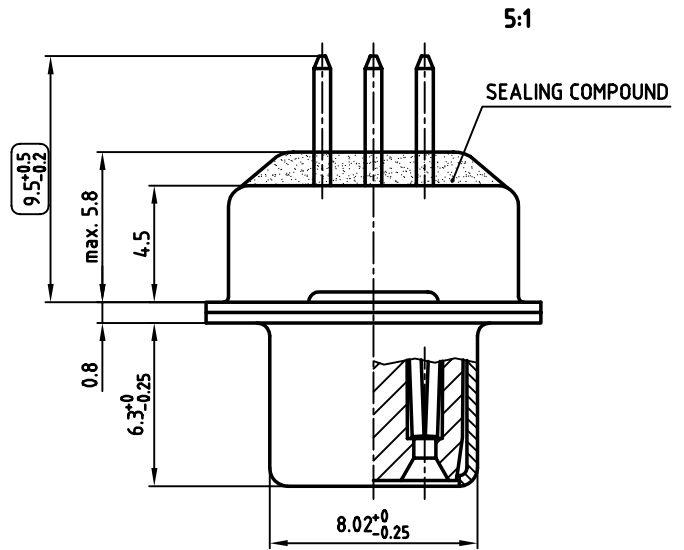


used for: D-SUB HD FILTER



NOTES:

1. METALSHELLS: STEEL; min. 320µ" TIN
2. INSULATORS: PBT GF UL 94 V-0, BLACK
3. CONTACTS: COPPER ALLOY
PLATING: 8µ" HARD GOLD OVER min. 50µ" NICKEL
4. P.C.B. HOLE DRILLINGS ON DRAWING NO.: 16V1IH6B
5. CAPACITANCE: SEE TABLE
6. DIELECTRIC WITHSTANDING VOLTAGE: 300V DC
7. CONNECTOR IS PART MARKED: [PART-NO. CONEC Y/WW]
8. = CHECK DIMENSION

CAPACITANCE	PART NO.
180pF ±20%	242A27400X
370pF ±20%	242A18000X
830pF ±20%	242A18040X

APPROVAL * FREIGABE * DEBLOCAGE * AUTORIZACION * APPROVAL

CUSTOMER APPROVAL DATE:

NAME: TITLE:

COMPANY NAME:

APPROVAL * FREIGABE * DEBLOCAGE * AUTORIZACION * APPROVAL

THIS DRAWING MAY NOT BE COPIED OR REPRODUCED IN ANY WAY, AND MAY NOT BE PASSED ON TO A THIRD PARTY, WITHOUT WRITTEN PERMISSION. OWNERSHIP AND COPYRIGHT OF CONEC GmbH DO NOT ALTER CAD DRAWING BY HAND

rev.	description	date	name

tolerance		scale:	2:1 (5:1)
	dim. in mm	material:	SEE NOTES
2003	date	name	title:
drawn	16.09.	Lehmenkühler	D-SUB HD FILTER FEMALE
appd.	19.09.	Mickenbecker	44pos. SOLDER PIN STRAIGHT
norm	DIN 41652		dwg no:
d-old			AutoCAD 2000
CONEC			DIN-A
			3
part no:			SEE TABLE
sh:			1/1

dwg no:	AutoCAD 2000	DIN-A
24K1A441		3
part no:		SEE TABLE
sh:		1/1