



Multilayer Diplexer

For 2400-2500MHz / 4900-5950MHz

DPX165950DT-8026D1

1.6x0.8mm [EIA 0603]*

* Dimensions Code JIS[EIA]

Multilayer Diplexer

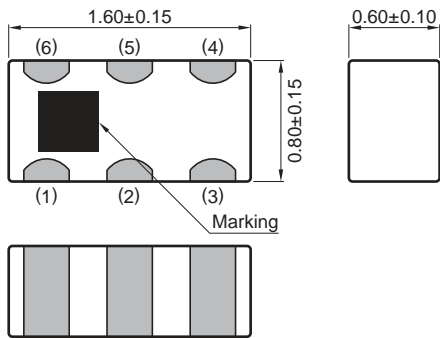
Conformity to RoHS Directive

For 2400-2500MHz / 4900-5950MHz

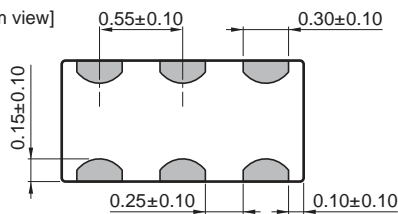
DPX165950DT-8026D1

SHAPES AND DIMENSIONS

[Top view]



[Bottom view]

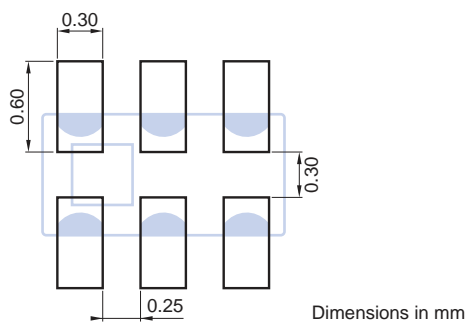


Terminal functions

1	GND
2	Common
3	GND
4	High-band
5	GND
6	Low-band

Dimensions in mm

RECOMMENDED LAND PATTERN



Dimensions in mm

○ RoHS Directive Compliant Product: See the following for more details. <https://product.tdk.com/info/en/environment/rohs/index.html>

- All specifications are subject to change without notice.
- Before using these products, be sure to request the delivery specifications.

DPX165950DT-8026D1

ELECTRICAL CHARACTERISTICS

LOW-BAND

Item	Frequency Range (MHz)	Min.	Typ.	Max.
Insertion Loss (dB)	2400 to 2500	—	0.40	0.55
Return Loss (dB)	2400 to 2500	10.88	16	—
Attenuation (dB)	4800 to 5000	28	34	—
	7200 to 7500	28	32	—
Characteristic Impedance (Ω)			50 (Nominal)	

· Ta: +25±5°C

HIGH-BAND

Item	Frequency Range (MHz)	Min.	Typ.	Max.
Insertion Loss (dB)	4900 to 5950	—	0.56	0.80
Return Loss (dB)	4900 to 5950	10.88	17	—
Attenuation (dB)	30 to 2700	32	36	—
	9800 to 11900	15	21	—
	14700 to 17850	13	20	—
Characteristic Impedance (Ω)			50 (Nominal)	

· Ta: +25±5°C

COMMON

Item	Frequency Range (MHz)	Min.	Typ.	Max.
Isolation (dB)	30 to 2700	32	34	—
	4900 to 5950	28	31	—
Return Loss (dB)	2400 to 2500	10.88	16	—
	4900 to 5950	10.88	17	—
Characteristic Impedance (Ω)			50 (Nominal)	

· Ta: +25±5°C

TEMPERATURE RANGE

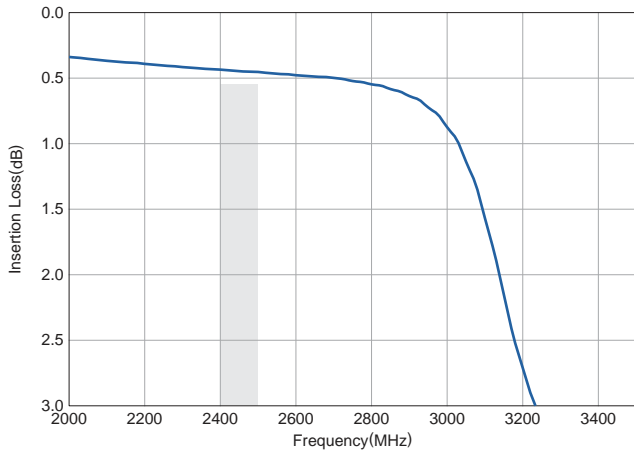
Operating temperature (°C)	Storage temperature (°C)
-40 to +85	-40 to +85

DPX165950DT-8026D1

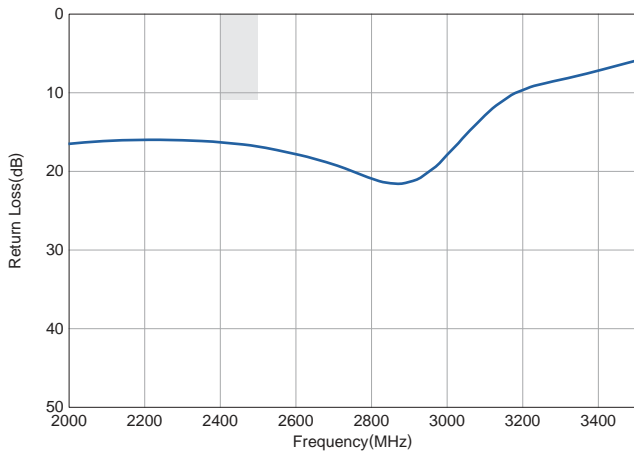
FREQUENCY CHARACTERISTICS

LOW-BAND

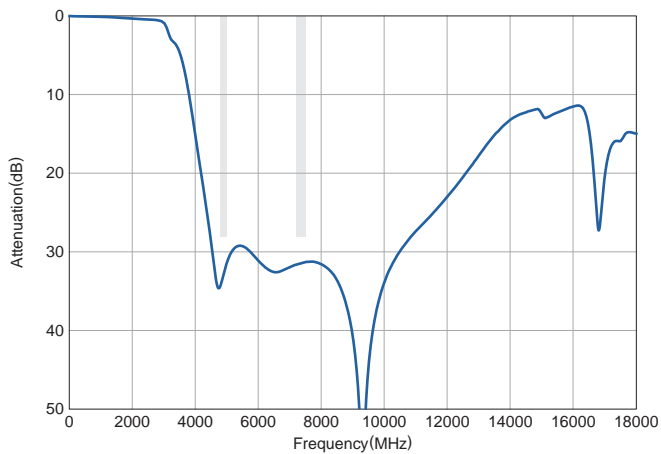
Insertion Loss



Return Loss

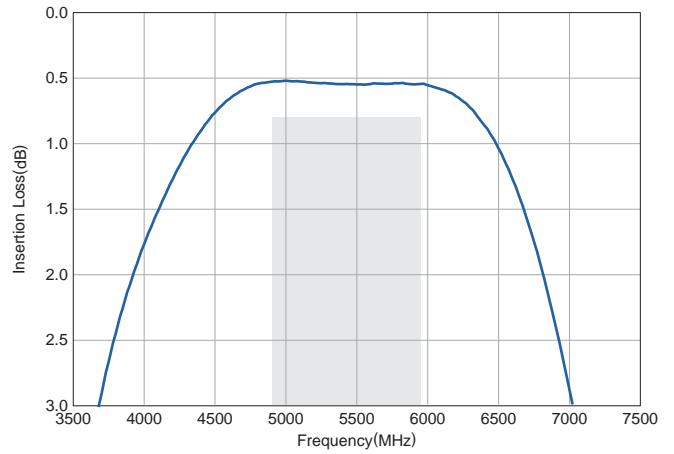


Attenuation

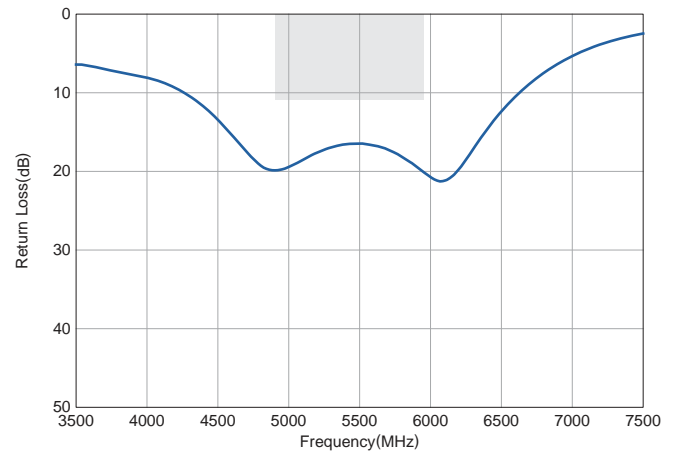


HIGH-BAND

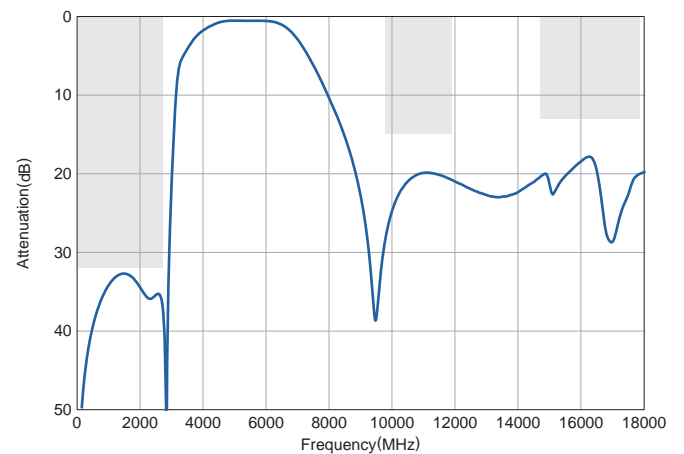
Insertion Loss



Return Loss



Attenuation



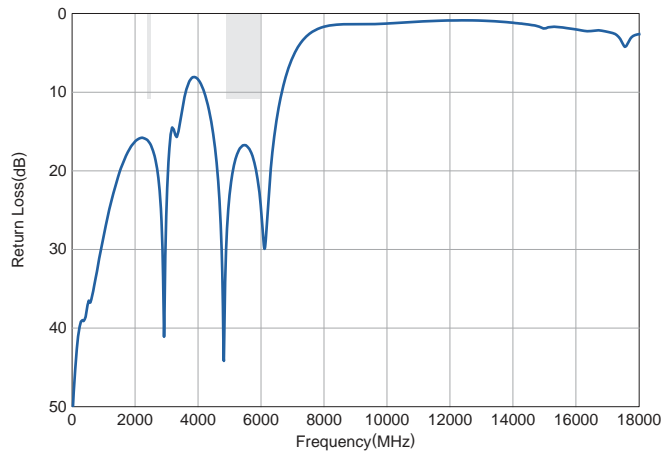
- All specifications are subject to change without notice.
- Before using these products, be sure to request the delivery specifications.

DPX165950DT-8026D1

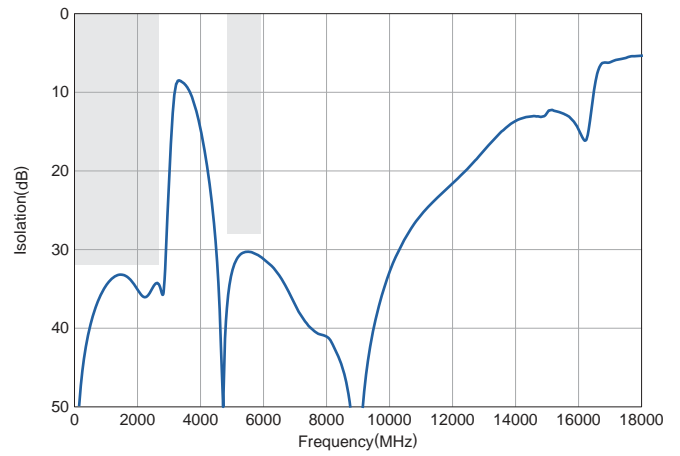
FREQUENCY CHARACTERISTICS

COMMON

Return Loss

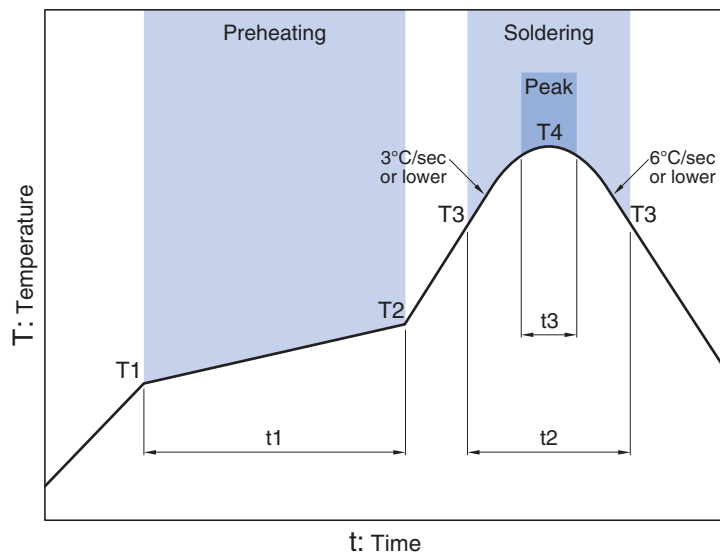


Isolation



- All specifications are subject to change without notice.
- Before using these products, be sure to request the delivery specifications.

RECOMMENDED REFLOW PROFILE



Preheating			Soldering			
Temp.	Time		Critical zone (T3 to T4)		Peak	
T1	T2	t1	T3	t2	T4	t3*
150°C	200°C	60 to 120sec	217°C	60 to 120sec	240 to 260°C	30sec max.

* t3 : Time within 5°C of actual peak temperature
The maximum number of reflow is 3.

REMINDERS FOR USING THESE PRODUCTS

Before using these products, be sure to request the delivery specifications.

SAFETY REMINDERS

Please pay sufficient attention to the warnings for safe designing when using these products.

REMINDERS

The products listed on this catalog are intended for use in general electronic equipment (AV equipment, telecommunications equipment, home appliances, amusement equipment, computer equipment, personal equipment, office equipment, measurement equipment, industrial robots) under a normal operation and use condition.

The products are not designed or warranted to meet the requirements of the applications listed below, whose performance and/or quality require a more stringent level of safety or reliability, or whose failure, malfunction or trouble could cause serious damage to society, person or property.

Please understand that we are not responsible for any damage or liability caused by use of the products in any of the applications below or for any other use exceeding the range or conditions set forth in this catalog.

- | | |
|---|--|
| (1) Aerospace/Aviation equipment | (8) Public information-processing equipment |
| (2) Transportation equipment (cars, electric trains, ships, etc.) | (9) Military equipment |
| (3) Medical equipment | (10) Electric heating apparatus, burning equipment |
| (4) Power-generation control equipment | (11) Disaster prevention/crime prevention equipment |
| (5) Atomic energy-related equipment | (12) Safety equipment |
| (6) Seabed equipment | (13) Other applications that are not considered general-purpose applications |
| (7) Transportation control equipment | |

When using this product in general-purpose applications, you are kindly requested to take into consideration securing protection circuit/equipment or providing backup circuits, etc., to ensure higher safety.