
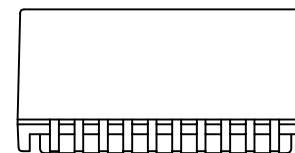
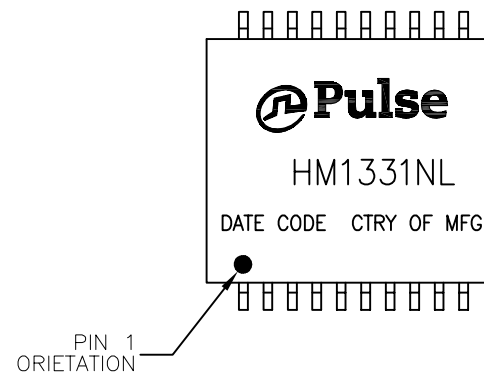


NOTES:

1. ROHS COMPLIANT
2. HEADER: DAP (DIALLYL PHTHALATE) WITH FLAMMABILITY RATING UL 94V-0 OR BETTER.
LEADS: UNDERPLATE: 30-50 μINCHES FOR NICKEL
PLATING: 200-500 μINCHES 100% TIN.
3. STORAGE TEMPERATURE: -50°C TO +125°C
4. COMPLIANCE TO J-STD:
 - A. J-STD-002: SOLDERABILITY AT 245°C REFLOW PROFILE
 - B. J-STD-020: LEVEL 1, NO MOISTURE SENSITIVE
 - C. J-STD-075: R7, 245°C MAXIMUM THROUGH REFLOW SOLDER
5. TO ORDER TAPE & REEL PACKAGING ADD A "T" SUFFIX TO THE PART NUMBER(i.e HM1331NL BECOMES HM1331NLT).



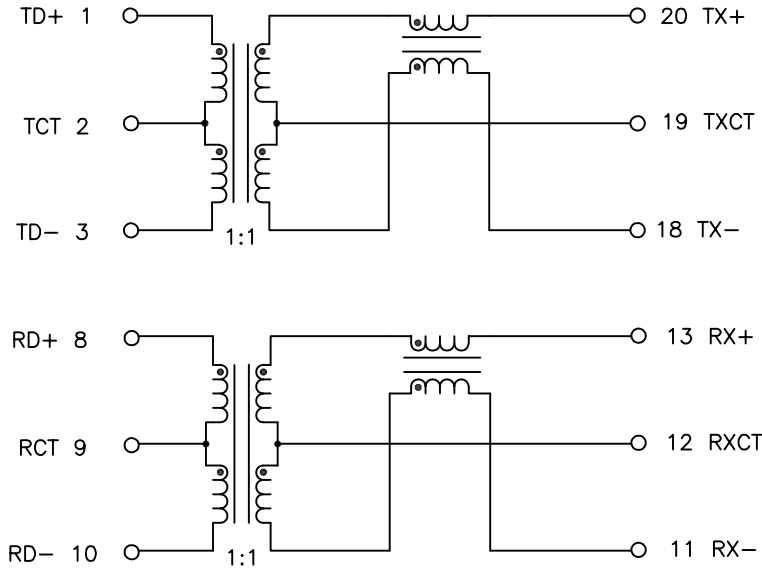
FINAL OUTLINE

© Copyright, 2017. Pulse Electronics Corp. All rights reserved. Pulse confidential & proprietary. (05/08/17)

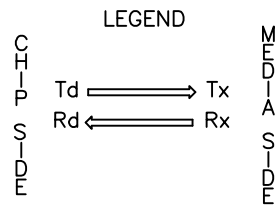
PRODUCT DESCRIPTION	TLA DRAWING	PS DRAWING	SHEET	PART NO.	DATASHEET REV.
MDL,SIN,100D,1:1,4KV,SM,TU	HM1331NL-10	PS-0020.001-C	1 OF 3	HM1331NL	D

ELECTRICAL CHARACTERISTICS AT +25°C UNLESS OTHER SPECIFIED

MEETS IEEE 802.3 SPECIFICATION



SCHEMATIC

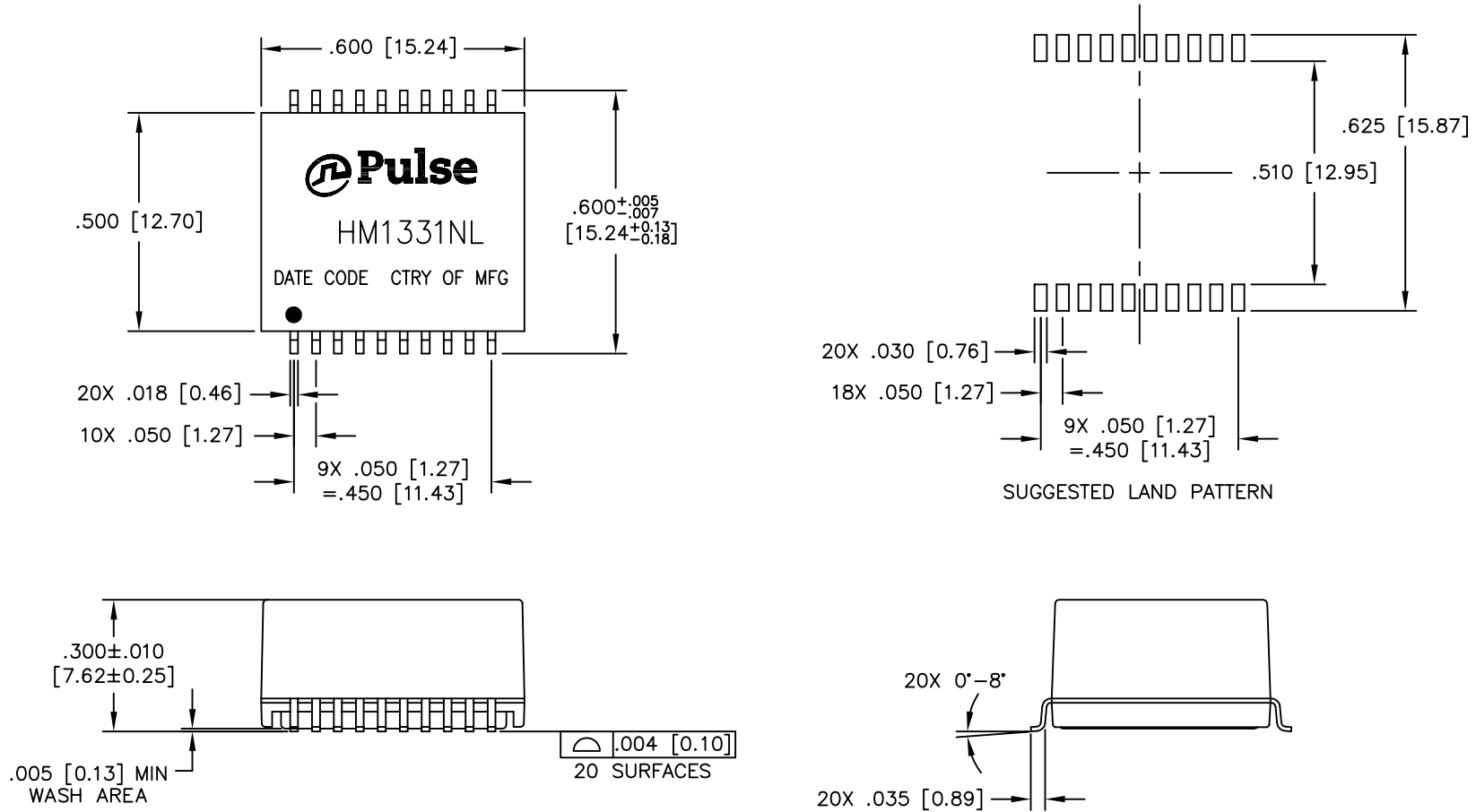


ALL CHANNELS ARE
IN-PHASE BETWEEN
INPUT AND OUTPUT

PARAMETER	SPECIFICATIONS							
OPERATION TEMP	-40°C TO +85°C							
TURNS RATIO	1 : 1 ±2%							
POLARITY	PER SCHEMATIC							
OCL, TRANSMIT CHANNEL -40 TO +85°C	350 uH MIN. AT 100KHz, 0.1VRMS WITH 8mA DC BIAS							
INSERTION LOSS	0.1-30 KHz	60 MHz	80 MHz	100 MHz				
	-1.0 dB MAX	-2.0 dB MAX	-2.5 dB MAX	-3.5 dB MAX				
RETURN LOSS (Z OUT = 100 OHM ±15%)	5 MHz	30 MHz	50 MHz	60 MHz	80 MHz	100 MHz		
	-18 dB MIN	-9 dB MIN	-6 dB MIN	-5 dB MIN	-3 dB MIN	-2 dB MIN		
CROSSTALK (TX-RX)	1 MHz		30 MHz		60 MHz		100 MHz	
	-45 dB MIN		-30 dB MIN		-27 dB MIN		-25 dB MIN	
DIFFERENTIAL TO COMMON MODE REJECTION	30 MHz		60 MHz		100 MHz		200 MHz	
	-36 dB MIN		-32 dB MIN		-30 dB MIN		-25 dB MIN	
INPUT - OUTPUT ISOLATION	4000 VRMS FOR 1 MINUTE							

© Copyright, 2017. Pulse Electronics Corp. All rights reserved. Pulse confidential & proprietary. (05/08/17)

PRODUCT DESCRIPTION	TLA DRAWING	PS DRAWING	SHEET	PART NO.	DATASHEET REV.
MDL,SIN,100D,1:1,4KV,SM,TU	HM1331NL-10	PS-0020.001-C	2 OF 3	HM1331NL	D



DIMENSIONS ARE IN INCHES [MILLIMETERS] WITH THE FOLLOWING TOLERANCES: [MILLIMETERS] ARE FOR REFERENCE ONLY.
 .XX= ± 0.01 [± 0.25]
 .XXX= ± 0.005 [± 0.13]

© Copyright, 2017. Pulse Electronics Corp. All rights reserved. Pulse confidential & proprietary. (05/08/17)

PRODUCT DESCRIPTION	TLA DRAWING	PS DRAWING	SHEET	PART NO.	DATASHEET REV.
MDL,SIN,100D,1:1,4KV,SM,TU	HM1331NL-10	PS-0020.001-C	3 OF 3	HM1331NL	D