



- EP13 Package in SMD
- Operating temperature range: -40°C to +85°C
- Reflow Condition:
Maximum reflow temperature is 250°C/-5°C
time is 20~40 sec. (Refer to IPC/JEDECJ-STD-020 standard).

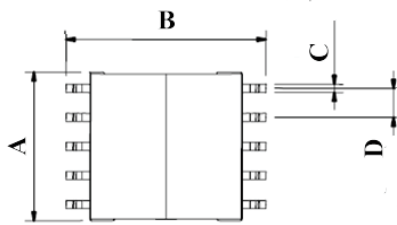
Electrical Specifications @25°C			
Inductance @ 10KHz,0.1V (1 - 5), (tie 2+4)	Inductance @ 10KHz, 0.1V, 160mA DC-BIAS (1-5), (tie 2+4)	Q @ 10KHz, 0.1V (1 - 5), (tie 2+4)	Turn Ratio @ 10KHz, 0.1V (1 - 5):(9 - 7), (tie 2+4)
2.0mH ± 10%	1.7mH Min	8 min	2:1±1%

All specifications subject to change without notice.

Electrical Specifications @25°C			
THD @ 20KHz, 1.85V (1-5):(9-7), Across (1-5) 128 ohm Input, 32 ohm load @ (9 - 7), (tie 2+4)	Hi-POT @ 0.5mA, 1s LINE TO CHIP	DCR @ 10KHz, 0.1 V (1 - 4), (2 - 5), (9 - 7)	Leakage Inductance @ 100KHz, 0.1V (1 - 5), (tie 2+4, 9+7)
-70dB Max	2500 VAC	1.25 Ω Max	11uH Max

All specifications subject to change without notice.

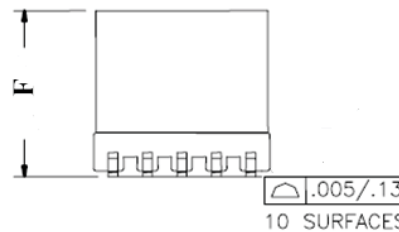
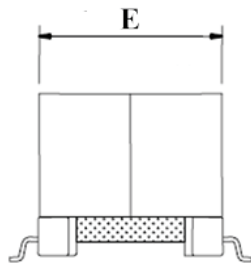
MECHANICAL



CUT OFF PIN3

Unit	mm	inch
A	14.0 max.	0.551 max.
B	18.0 max.	0.709 max.
C	0.7	0.027
D	2.5	0.10
E	14.25 max.	0.561 max.
F	13.5 max.	0.531 max.

Unless otherwise specified, all tolerances are
± 0.25 mm
± 0.01 inch



SCHEMATICS

