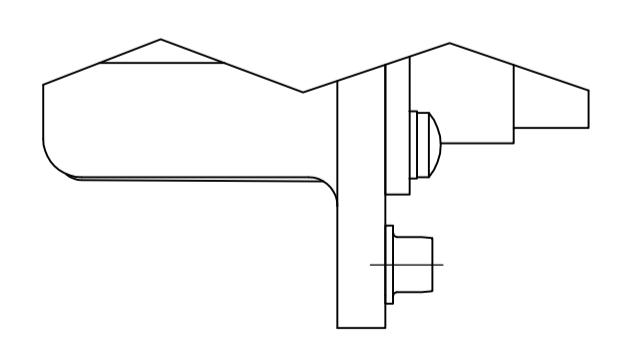
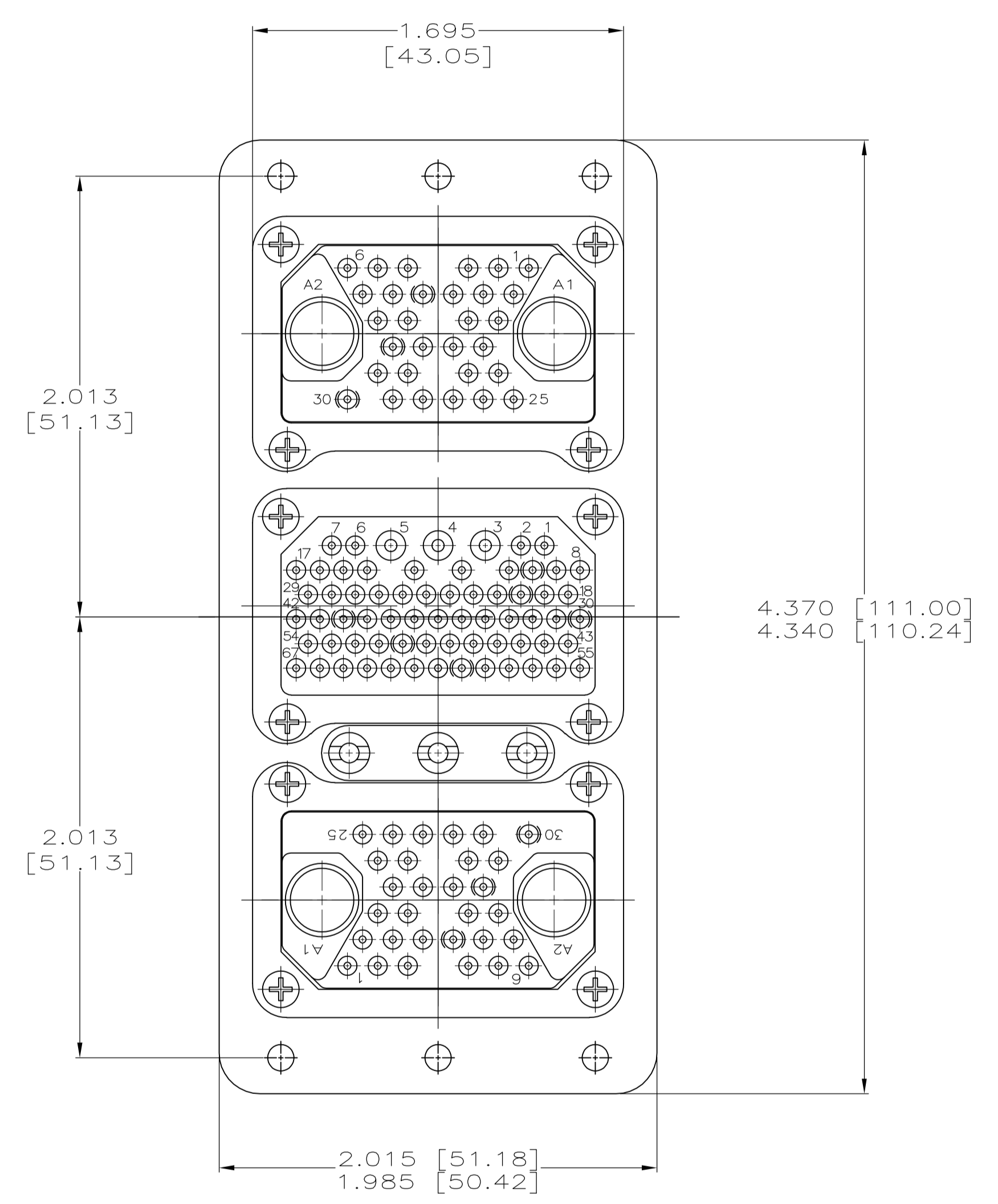
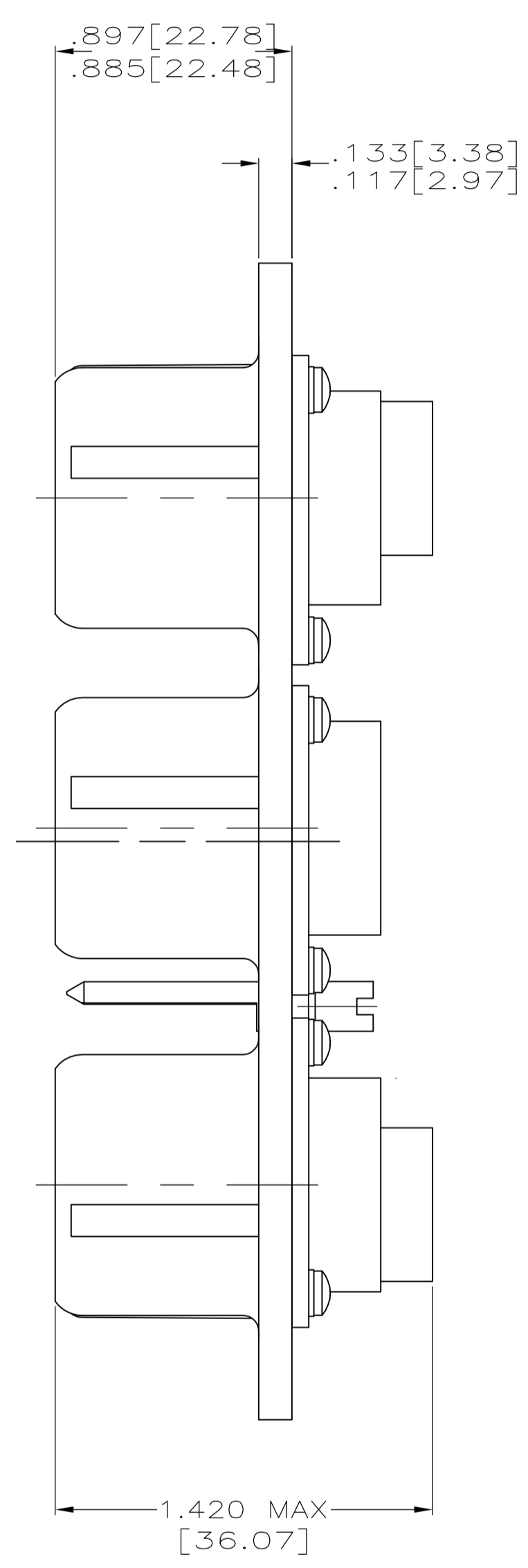
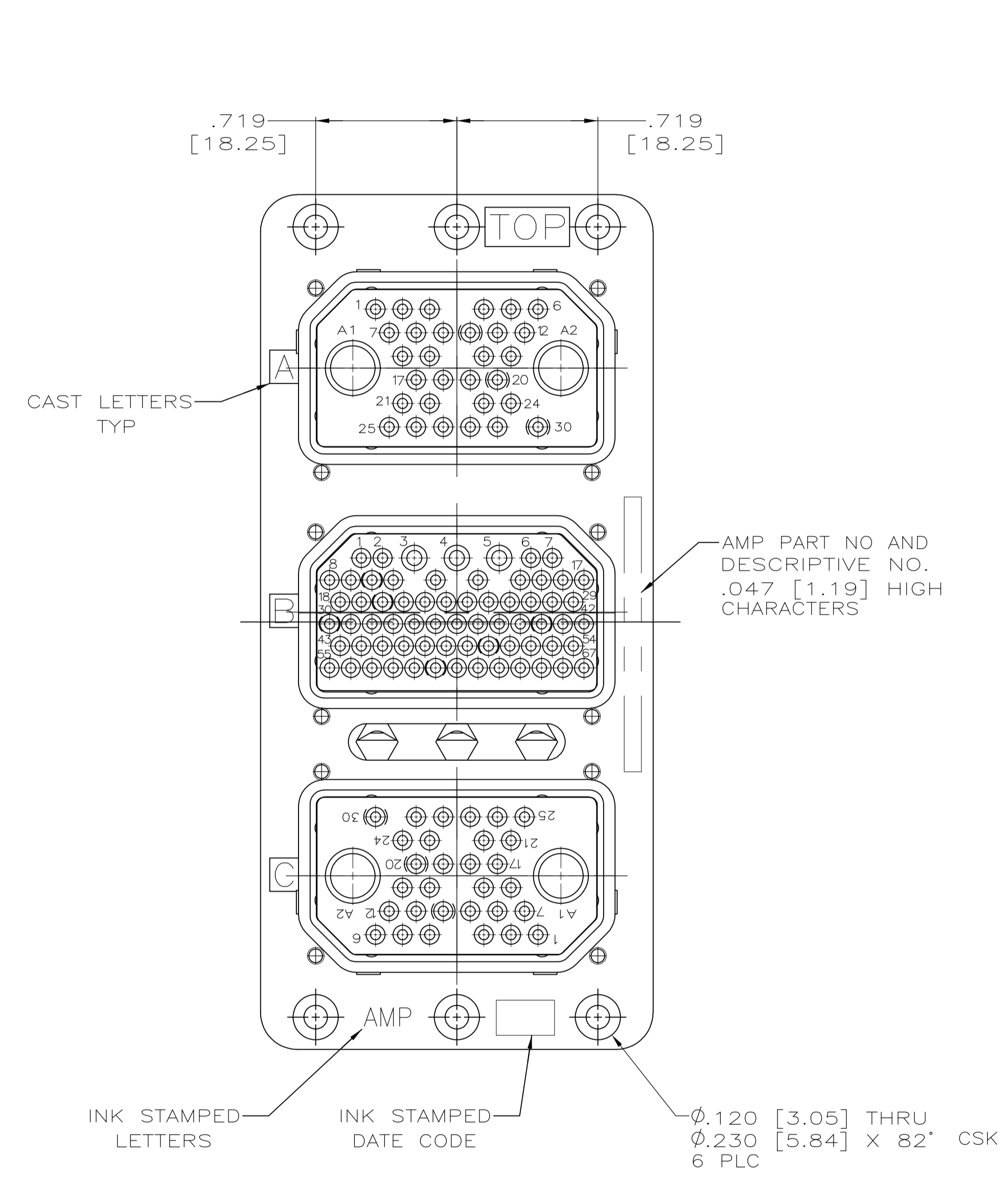


LOC		DIST		REVISIONS			
DF	AO	P	LTR	DESCRIPTION	DATE	DMN	APVD
C				REV PER ECO-12-021058	06DEC12	PY	DE

QTY	CONTACT DESCRIPTION	PART NUMBER
4	SIZE 5 COAX (SOCKET)	225791-2
3	SIZE 16 (SOCKET)	205117-1
124	SIZE 20 (SOCKET)	205116-1

1. MATERIAL AND FINISH:  
 SHELL: DIE CAST ALUMINUM ALLOY PER FED. SPEC QQ-A-591.  
 STANDARD FINISH: CADMIUM PLATE PER QQ-P-416, TYPE I,  
 CLASS 2 YELLOW CHROMATE CONVERSION.  
 INSERT RETENTION PLATE: ALUMINUM ALLOY, BLUE ANODIZE  
 PER MIL-A-8625.  
 SCREWS AND WASHERS: STAINLESS STEEL, PASSIVATED.  
 POLARIZING POSTS: STAINLESS STEEL, PASSIVATED.  
 POLARIZING NUTS: BRASS, CADMIUM PLATED.



#4-40 CLINCH NUT DETAIL  
 IN 4 CORNERS  
 443197-3 ONLY

KEYING POSITION	DESCRIPTIVE NO.	PART NO.
*01*	RM3P32C2S67S32C2S-0101 (200)	443197-3
*02*	RM3P32C2S67S32C2S-0002 (200)	443197-2
*01*	RM3P32C2S67S32C2S-0001 (200)	443197-1

THIS DRAWING IS A CONTROLLED DOCUMENT.		DIN 7-2-96		T. ALEXANDER	
DIMENSIONS: INCHES		TOLERANCES UNLESS OTHERWISE SPECIFIED:		CHK 8-12-96	
0 PLC	±	APVD 8-12-96		K. GUARAGNO	
1 PLC	±	NAME		K. GUARAGNO	
2 PLC	±	PRODUCT SPEC		CONNECTOR ASSY,ARINC 404,PLUG	
3 PLC	±	APPLICATION SPEC		-	
4 PLC	±	SIZE		A1	
ANGLES	±	CAGE CODE		00779	
MATERIAL SEE CALLOUT	FINISH SEE CALLOUT	DRAWING NO		C=443197	
		WEIGHT		-	
		CUSTOMER DRAWING		SCALE 2:1 SHEET 1 OF 1 REV C	