

Electronic housing - ME 17,5 UT KMGY - 2869427

Please be informed that the data shown in this PDF Document is generated from our Online Catalog. Please find the complete data in the user's documentation. Our General Terms of Use for Downloads are valid (<http://download.phoenixcontact.com>)



Lower part of housing, fully assembled, with metal foot catch.

The illustration shows the green product version

Product Features

- ✓ Tool-free mounting
- ✓ Large assembly area
- ✓ Low design width with a high number of positions
- ✓ Same PCB geometry for all design widths
- ✓ Recessed labeling areas
- ✓ Inflammability class V0 according to UL 94
- ✓ Fast mounting on DIN rails according to EN 60715
- ✓ Cost savings thanks to easy device production
- ✓ Material and part identification embossed on the housing (recyclability)
- ✓ Functional earth ground contact (EMC) integrated in the housing base
- ✓ Optional BUS connection integrated in the housing, for either parallel or serial contacting
- ✓ Metal foot catch
- ✓ Electronic components can be partially removed



Key commercial data

Packing unit	1 1
Minimum order quantity	10 1
Weight per Piece (excluding packing)	42.46 GRM
Custom tariff number	85369010
Country of origin	Germany

Technical data

General

Electronic housing - ME 17,5 UT KMGY - 2869427

Technical data

General

Housing type	Component housing
Housing material	Polyamide
Color	light gray

Ambient conditions

Ambient temperature (operation)	-40 °C ... 105 °C
---------------------------------	-------------------

Dimensions

Length	99 mm
Constructional height	114.5 mm
Width	17.5 mm

Technical data

Inflammability class according to UL 94	V0
Power dissipation at 20°C in the horizontal mounting position	5.2 W 10.8 W
Number of positions	12

Classifications

eCl@ss

eCl@ss 4.0	27180401
eCl@ss 4.1	27180401
eCl@ss 5.0	27180506
eCl@ss 5.1	27180506
eCl@ss 6.0	27180802
eCl@ss 7.0	27182702
eCl@ss 8.0	27182702

ETIM

ETIM 2.0	EC001031
ETIM 3.0	EC001031
ETIM 4.0	EC001031
ETIM 5.0	EC001031

UNSPSC

UNSPSC 6.01	31261501
UNSPSC 7.0901	31261501
UNSPSC 11	31261501
UNSPSC 12.01	31261501

Electronic housing - ME 17,5 UT KMGY - 2869427

Classifications

UNSPSC

UNSPSC 13.2	31261501
-------------	----------

Approvals

Approvals


Approvals

UL Recognized

Ex Approvals

Approvals submitted

Approval details



Accessories

Accessories

Coding element

Coding star - CR-MSTB - 1734401



Coding section, inserted into the recess in the header or the inverted plug, red insulating material

Coding profile - CP-MSTB - 1734634



Coding profile, is inserted into the slot on the plug or inverted header, red insulating material

Electronic housing - ME 17,5 UT KMGY - 2869427

Accessories

Component housing center part

Electronic housing - ME 35 UTM - 2908265



Intermediate element for modular extension of the volume of the housing in the pitch. The open intermediate element is 17.5 mm wide.

Electronic housing - ME 35 UTMG - 2908275



Intermediate element for modular extension of the volume of the housing in the pitch. The closed intermediate element is 17.5 mm wide.

Filler plug

Electronic housing - ME B-17,5 MSTBO KMGY - 2853776



Filler plugs, for unoccupied terminal points

Components of electronic housing - ME B-17,5 MKDSO KMGY - 2854115



Filler plugs, for unoccupied terminal points

Ground contact

Electronic housing - ME 17,5 UT KMGY - 2869427

Accessories

Electronic housing - ME FE-CONTACT - 2908294



Functional earth ground contact, for intermediate elements.

Mounting material

Components of electronic housing - ME-SAS - 2853899



Shield connection clamp for printed circuit terminal block

Electronic housing - ME LPZS - 2906911



PCB stop, for soldering onto PCB

Electronic housing - ME MF 17,5 - 2908281



Metal foot catch, for intermediate elements.

PCB

Electronic housing - ME LP - 2906908



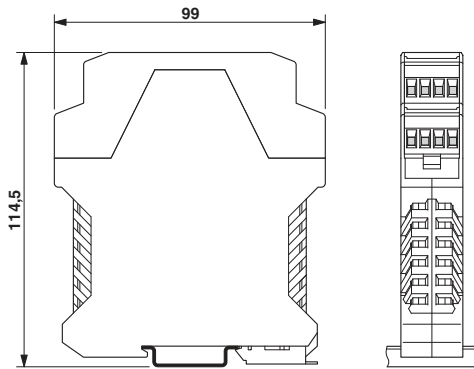
PCB, for custom fitting, with contact to DIN rail (EN 60715)

Electronic housing - ME 17,5 UT KMGY - 2869427

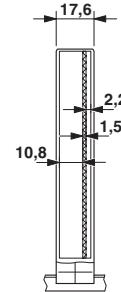
Accessories

Drawings

Dimensioned drawing



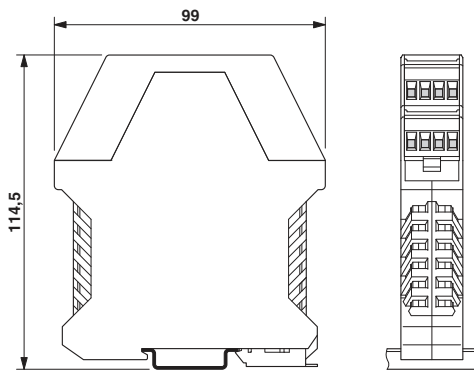
Dimensioned drawing



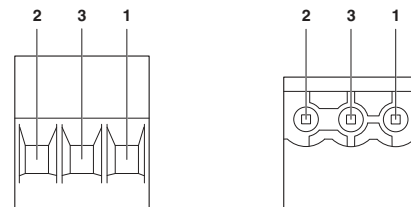
Inner housing dimensions, electronic housing ME 22.5 ...

Dimensions of the electronic housing ME... with double-level upper part

Dimensioned drawing



Schematic diagram

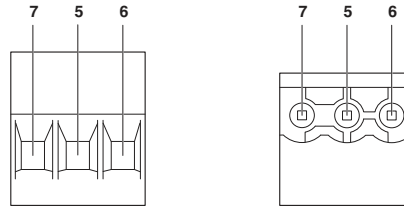


Pin assignment left

Dimensions of the electronic housing ME... with double-level upper part

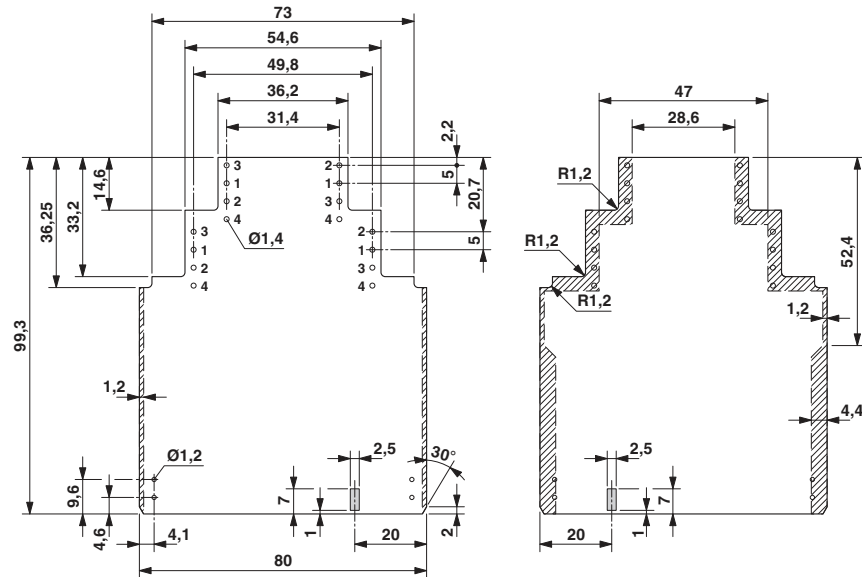
Electronic housing - ME 17,5 UT KMGY - 2869427

Schematic diagram



Pin assignment right

Dimensioned drawing



Dimensioned drawing of the ME... printed circuit board if the double level upper part is used