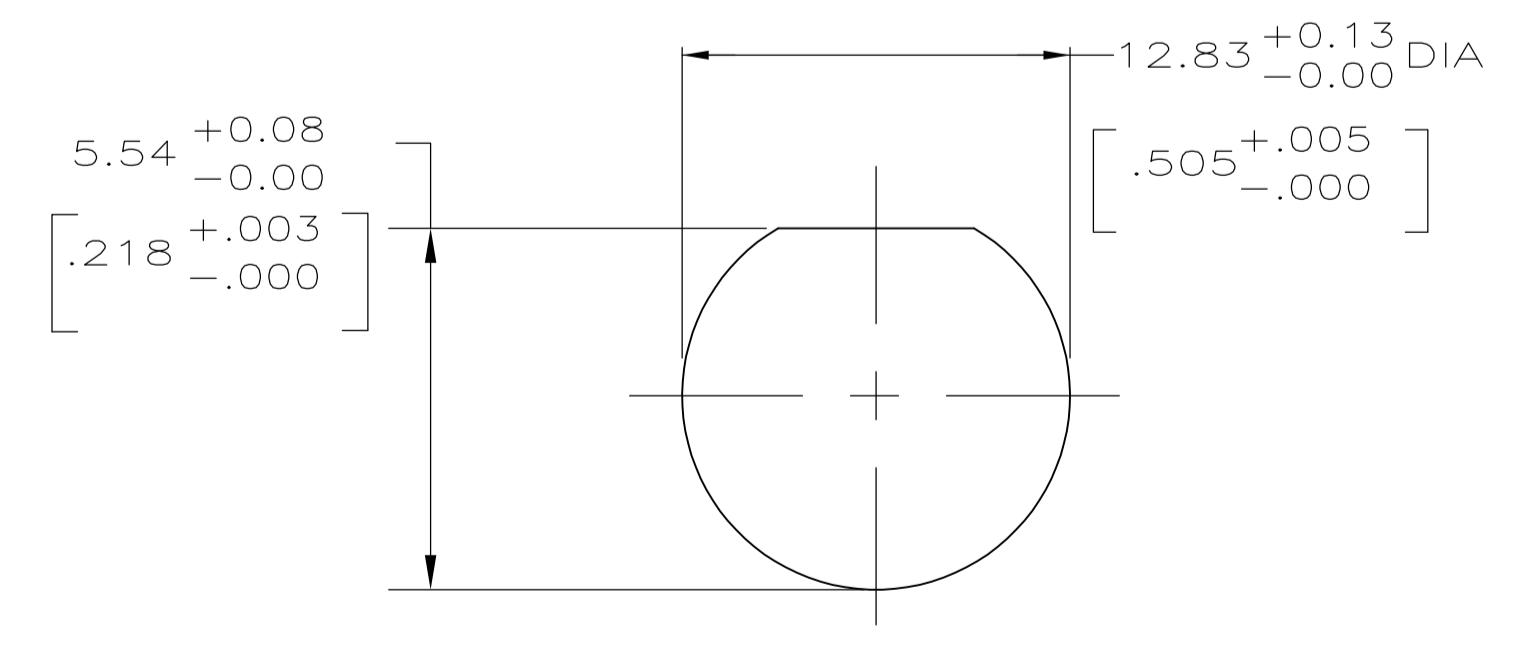
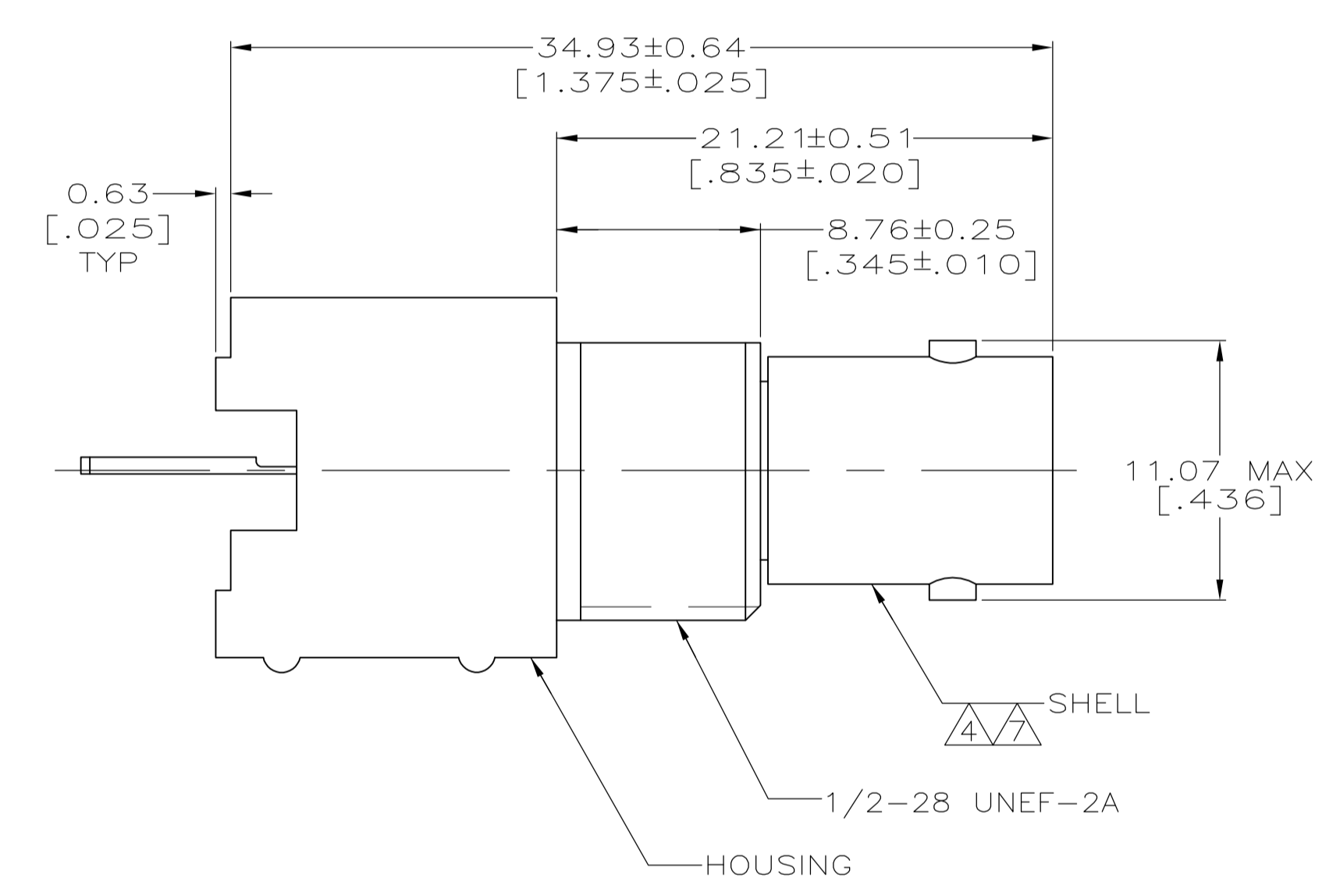
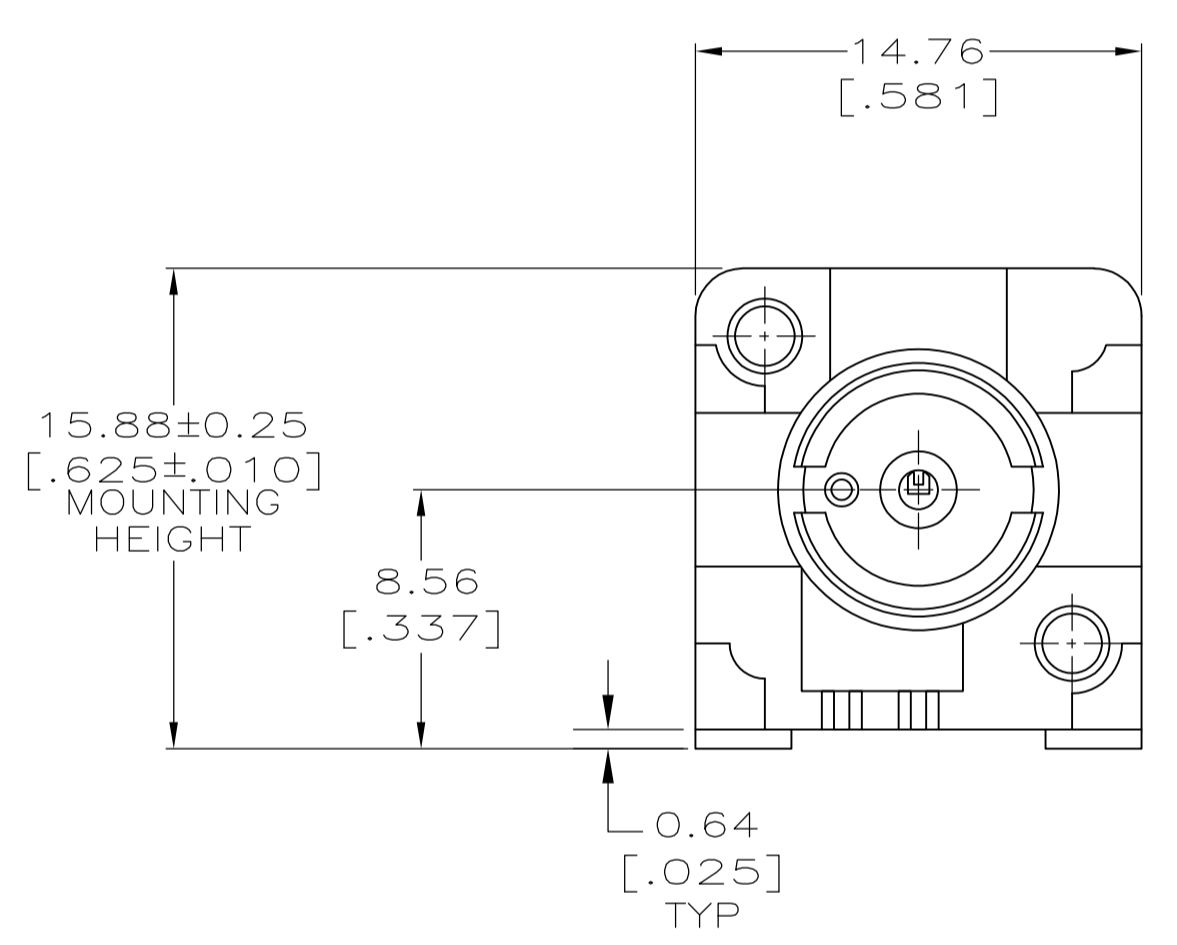
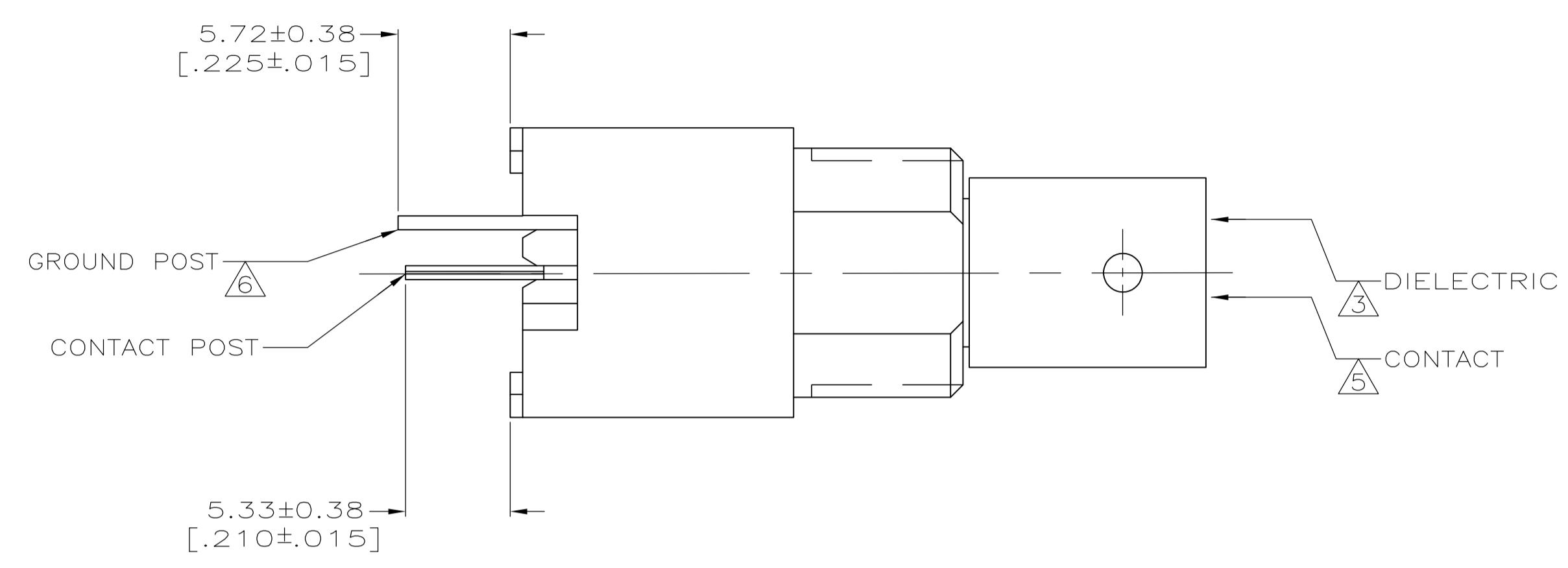
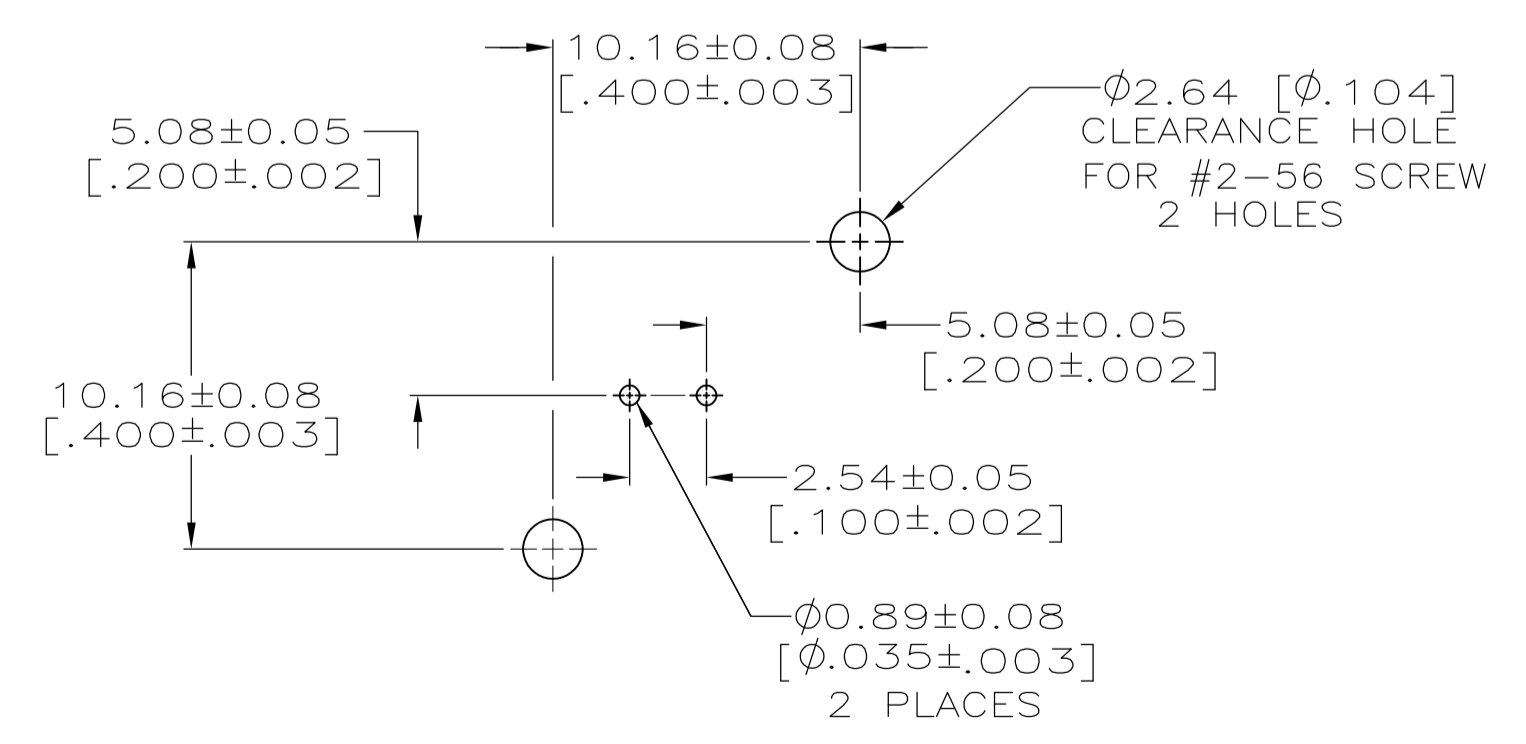


- 1 POLYESTER PBT PER MIL-M-24519, TYPE GPT-15F, UL94V-0 RATED, COLOR:NATURAL
- 2 POLYESTER PBT PER MIL-M-24519, TYPE GPT-15F, UL94V-0 RATED, COLOR:BLACK
- 3 POLYMETHYLPENTENE, GENERAL PURPOSE.
- 4 ZINC PER QQ-Z-363.
- 5 PHOSPHOR BRONZE PER QQ-B-750.
- 6 BRASS PER ASTM-B-453.
- 7 NICKEL PLATE PER QQ-N-290, 3.81  $\mu\text{m}$  [.000150] MINIMUM THICK.
- 8 TIN PLATE PER ASTM-B-545, 3.81  $\mu\text{m}$  [.000150] MINIMUM THICK.
- 9 GOLD PLATE PER MIL-C-45204, 0.76  $\mu\text{m}$  [.000030] MINIMUM THICK.
- 10 SILVER PLATE PER QQ-S-365, 2.54  $\mu\text{m}$  [.000100] MINIMUM THICK.
- 11 TIN PLATE PER ASTM-B-545, 3.81  $\mu\text{m}$  [.000150] MINIMUM THICK.
- 12. SEE INSTRUCTION SHEET 2769.



RECOMMENDED PANEL CUTOUT



PCB CONFIGURATION

OBSOLETE	1	2	3	4	5	9-226993-0
SUPERSEDED BY 226993-3	6	7	8	9	10	226993-6
SUPERSEDED BY 226993-6	11	12	13	14	15	226993-5
OBSOLETE	16	17	18	19	20	226993-4
OBSOLETE	21	22	23	24	25	226993-3
OBSOLETE	26	27	28	29	30	226993-2
OBSOLETE	31	32	33	34	35	226993-1
	GROUND POST PLATING	CONTACT POST PLATING	CONTACT PLATING	HOUSING MATERIAL	PART NUMBER	

THIS DRAWING IS A CONTROLLED DOCUMENT.		DIN B. SCOTT 6-11-91	Tyco Electronics Corporation Harrisburg, PA 17105-3608	
DIMENSIONS: INCHES		CHK J. LIPPERT 8-07-91	NAME JACK, VERTICAL, 50 OHM, PCB, SERIES BNC	
TOLERANCES UNLESS OTHERWISE SPECIFIED: 0. PLC ± - 1. PLC ± - 2. PLC ± 0.20 [.008] 3. PLC ± - 4. PLC ± - ANGLES ± -		PRODUCT SPEC 108-12078		RESTRICTED TO
MATERIAL	FINISH	SIZE A1	CAGE CODE 00779	DRAWING NO 226993
CUSTOMER DRAWING		SCALE 2:1	SHEET 1 of 1	REV Y