

SGX-4NO2-2E Datasheet

Industrial 2 electrode Nitrogen Dioxide (NO₂) Sensor

PERFORMANCE

Output signal	300 ± 100 nA / ppm
Typical Baseline Range (pure air)	±0.1ppm NO ₂ equivalent
T90 Response Time	< 60 seconds
Measurement Range	0 - 20 ppm
Maximum Overload	100 ppm
Linearity	Linear
Repeatability	< ±2% NO ₂ equivalent
Recommended Load Resistor	10 ohms
Resolution (Electronics dependent)	0.1 ppm typical

OPERATING CONDITIONS

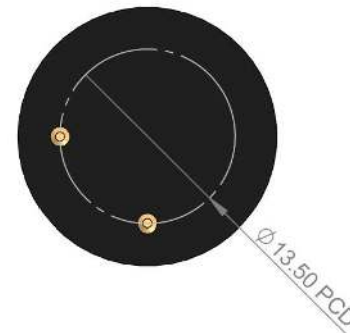

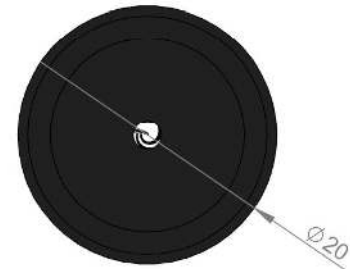
Temperature Range	-30°C to +50°C
Pressure Range	800 to 1200 mbar
Operating Humidity Range	15% to 90% RH

LIFETIME

Long Term Output Drift	<20% per annum
Recommended Storage Temp	0°C to 20°C
Expected Operating Life	> 24 months in air

OUTLINE

All dimensions are in mm
 All tolerances are ±0.15mm



INTRINSIC SAFETY DATA

Max at 2000ppm	0.3 mA
Max o/c Voltage	1.3 V
Max s/c Current	<1.0 A

CROSS – SENSITIVITY DATA

GAS	CONCENTRATION	SGX-4NO2-2E
Carbon Monoxide	300ppm	0 ppm
Suplhur Dioxide	20ppm	0 ppm
Hydrogen	200ppm	0 ppm
Nitric Oxide	50ppm	0 ppm
Ammonia	50ppm	0 ppm
Chlorine	1ppm	<0.5 ppm

* See Important Notes

IMPORTANT NOTES

- 1) Do not glue or solder to the connector pins as this may damage the sensor and thereby invalidate the warranty, please use PSB sockets.
- 2) Details on recommended connector pins can be found in the Frequently Asked Questions within the Gas Sensor section of the SGX website.
- 3) All performance specifications are based upon the following environmental conditions: 20°C, 50% relative humidity, 101kPa.
- 4) Cross Sensitivity Data is for information only. Calibration is recommended with target gas as the accuracy of calibration and measurement cannot be ensured.
- 5) The cross sensitivities are including but not limited to the gases stated in the table. It may respond to other gases.
- 6) The cross sensitivities may fluctuate between $\pm 30\%$ and may differ from batch to batch or across sensor's life time.
- 7) The device is designed to be RoHS compliant.
- 8) Poisoning - sensors are designed to operate in a wide range of harsh environments and conditions. However, it is important that exposure to high concentrations of solvent vapours is avoided, both during storage, fitting into instrument and operation.
- 9) When using sensors on printed circuit boards (PCB's), degreasing agents should be used prior to the sensor being fitted.
- 10) Output of SGX-4NO2-2E sensor is in negative polarity (compare to CO or H2S sensor)

Warning:

By the nature of the technology used, any electrochemical gas sensor offered by SGX Europe Sp. z o.o. can potentially fail to meet specification without warning. SGX Europe Sp. z o.o. makes every effort to ensure the reliability of our products of this type, where life safety is a performance requirement of the product, we recommend that all sensors and instruments using these sensors are checked for response to gas before use. SGX Europe Sp. z o.o reserves the right to make product changes without notice. No liability is accepted for any consequential losses, injury or damage resulting from the use of this document or from any omissions or errors herein. The data is given for guidance only. It does not constitute a specification or an offer for sale. The products are always subject to a program of improvement and testing which may result in some changes in the characteristics quoted. As the products may be used by the client in circumstances beyond the knowledge and control of SGX Europe Sp. z o.o, we cannot give any warranty as to the relevance of these particulars to an application. It is the clients' responsibility to carry out the necessary tests to determine the usefulness of the products and to ensure their safety of operation in a particular application. Performance characteristics on this data sheet outline the performance of newly supplied sensors. Output signal can drift below the lower limit over.