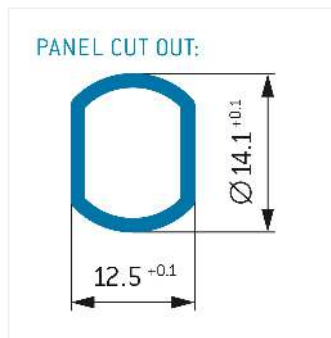

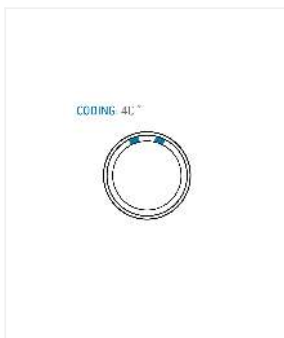


**G11MA7-P04LJG0-0060**  
**medi\_snap, type\_g1**



**General information**

<b>Part number</b>	G11MA7-P04LJG0-0060
<b>Termination</b>	solder
<b>Size</b>	1
<b>Locking principle</b>	break , push
<b>Coding</b>	a_key_medi



**Contact insert description**

<b>Number of contacts</b>	4
<b>Contact type</b>	sockets
<b>Contact diameter</b>	09mm
<b>Insulator material</b>	peek
<b>Wire cross section</b>	22_awg
<b>Termination</b>	solder
<b>Termination diameter</b>	085mm

reverse\_gender\_on\_request

**Technical information**

<b>Max. creepage and air clearance distance</b>	12_mm	
<b>Nominal current single contact</b>	075_a	iec_60512_5_2
<b>Nominal current insert</b>	7,5 A	vde_0298_4
<b>Test voltage</b>	19_kv_dc	sae_13441

safety\_text

**Mechanical and environmental data**

<b>Degree of protection*</b>	ip50
<b>Operating temperature</b>	50_120_c
<b>Mating cycles</b>	5000

mated\_unmated

**Insulator materials MEDI-SNAP®**

psu\_peek

**Material and surface treatments**

<b>Housing</b>	psu_gray
<b>Color option</b>	blue
<b>Contact</b>	cu_alloy_gold

safety\_text\_2

ul\_text

illustrative\_text