

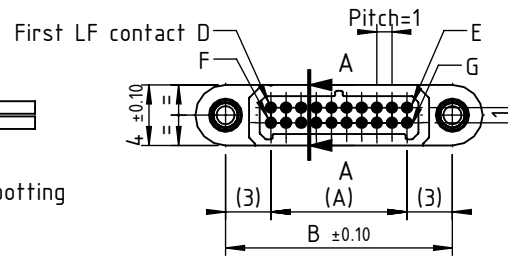
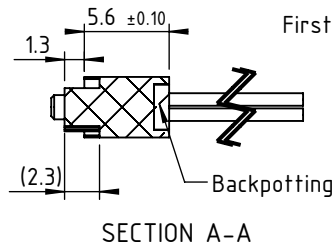


Example:  
HA222H6Q06RF0150

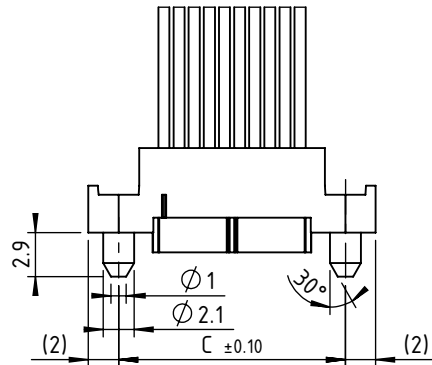


Example if size 28 :  
Cable AWG28 (MIL-W-16878/6):

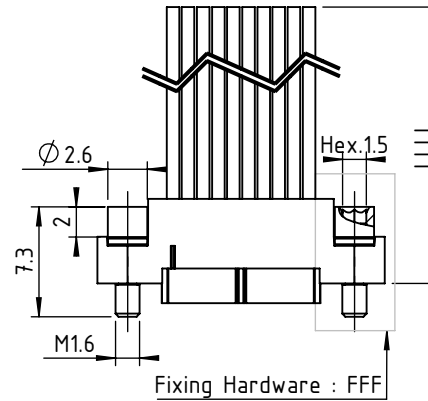
- AWG28 Blue
- Conductor : Silver coated copper
- Insulation : 0.006 Extruded PTFE
- Temperature rating : -65°C - 200°C
- Voltage rating : 250V
- Type : ET
- Stranding : 19 x 40



XXX = R (Guiding option)



XXX = V16 (Locking option)



No. Of Contacts	Distance Between axes		Length in mm	LF Contact Reference							
	A	B		D	E	F	G				
4	1	7	11	1	2	3	4				
◆ 6	2	8	12	1	3	4	6				
8	3	9	13	1	4	5	8				
◆ 10	4	10	14	1	5	6	10				
12	5	11	15	1	6	7	12				
14	6	12	16	1	7	8	14				
16	7	13	17	1	8	9	16				
18	8	14	18	1	9	10	18				
◆ 20	9	15	19	1	10	11	20				
22	10	16	20	1	11	12	22				
24	11	17	21	1	12	13	24				
26	12	18	22	1	13	14	26				
28	13	19	23	1	14	15	28				
30	14	20	24	1	15	16	30				
32	15	21	25	1	16	17	32				
◆ 34	16	22	26	1	17	18	34				
36	17	23	27	1	18	19	36				
38	18	24	28	1	19	20	38				
40	19	25	29	1	20	21	40				
42	20	26	30	1	21	22	42				
44	21	27	31	1	22	23	44				
46	22	28	32	1	23	24	46				
48	23	29	33	1	24	25	48				
◆ 50	24	30	34	1	25	26	50				

NOTE:

- ◆ Configurations are available in standard
- "Feel free to ask for technical support"

Part numbering							
AMM Series 2 rows	Gender	Wire(W) + color (#)	Potting	LF contact (nn) nbr	Fixing (XXX)	Harness configuration	Harness length
◆ HA22	◆ 2 Female	D# AWG 30 H# AWG 28 I# AWG 26	◆ Q Potting	◆ 04 to 50 06-10-20-34-50	R Guide pin VXX No fixing ◆ V16 Jackscrew	◆ F Fly lead	◆ LLLL 0330-0390-0450

COLOR #										
0	1	2	3	4	5	6	7	8	9	R
Black	Brown	Red	Orange	Yellow	Green	Blue	Violet	Grey	White	Rainbow repeated
Harness length										
Length (mm)	0050<LLLL<0299	0300<LLLL<1499	1500<LLLL<2999	3000<LLLL<7499	>7500					
Tolerance (mm)	±5	±10	±20	±75	±2.5%					



www.nicomatic.com

b	22/06/20	P.K	K.H	A.DL
Ind	Date	Drawn	Checked	Approved
Item : Harness connector AMM female on cables, nn LF contacts, lg: LLLLmm, fixing hardware, backpotting				

Catalogue Reference : HA222W#QnnXXXFLLLL

Compliant matrix :  
Customer reference :

General tolerance	±0.2	Scale	2:1	Page	1/1
-------------------	------	-------	-----	------	-----

This document and drawings, sketches, and schematic drawings are the property of the NICOMATIC company, and no parts thereof may be reproduced and used without the written consent of the owner. Law dated 11.03.1902