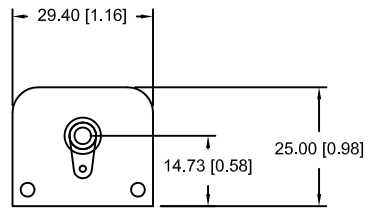
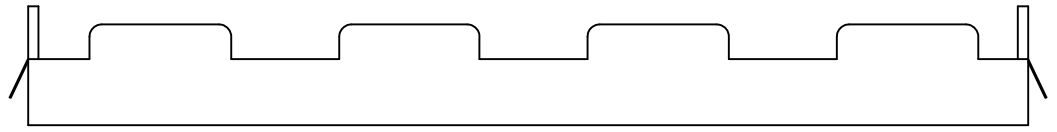
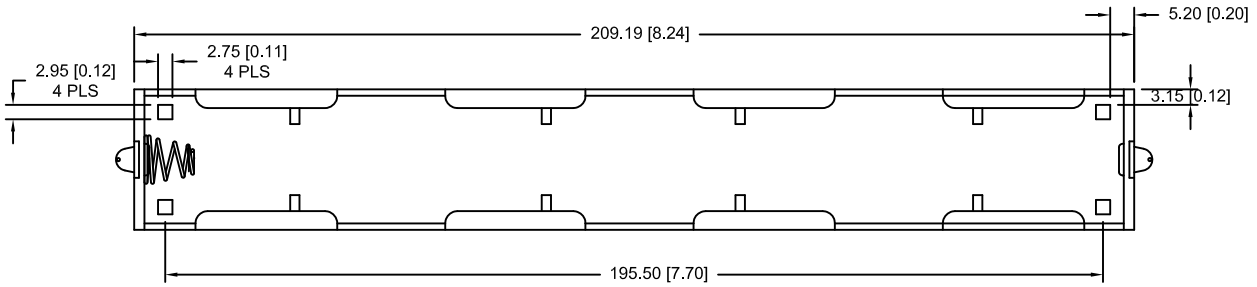



Date	SYM	REVISION RECORD	AUTH	DR.	CK.
6/28/13	A	RE-DRAWN IN AUTOCAD UPDATED TO ROHS 2 COMPLIANT	T.B.	B.S.	
6/02/17	B	ADDED MORE DIM.	T.B.	B.S.	
7/07/17	C	ADDED DIM. 5.20	T.B.	B.S.	
7/17/17	D	UPDATED MOUNTING INSTRUCTION	T.B.	B.S.	



SPECIFICATIONS

Plastic material - Polypropylene
 Flammability Rating -UL94-HB, UL File NO. E216959
 Temperature Range: -10°C to +100°C
 Springs - Nickel Plated Spring Steel
 Rivets - Brass, Nickel Plated
 Lugs: Brass, Nickel Plated
 CONTACT RESISTANCE: UNDER 50mΩ FOR +/- CONTACTS PER EIA-540J000
 ROHS 2 COMPLIANT

Mounting Instruction:
 Use 4-40 machine screws.
 also adhesives and double sided tapes work well.

Tolerance (Except as noted)	 Memory Protection Devices, Inc 200 Broad Hollow Road, Farmingdale, New York 11735	Scale	Drawn By T.S.
		XX	Approved By T.B.
decimal ±.5 (.020)	Title FOUR "C" CELL HOLDER WITH SOLDER LUGS		
Fractional ± .8 (.030)	Date 07/17/17	Drawing Number BH14CL	