

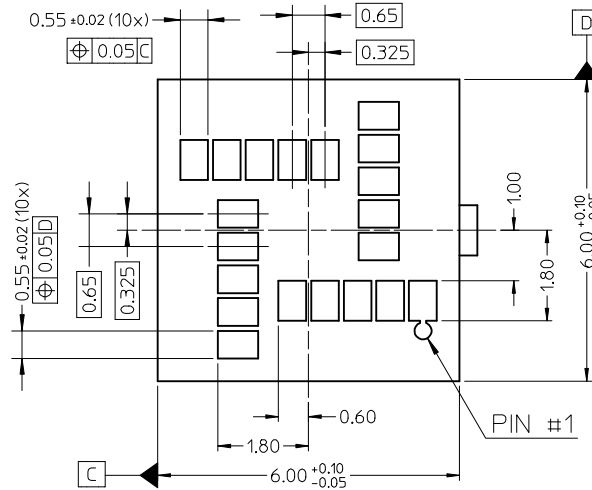
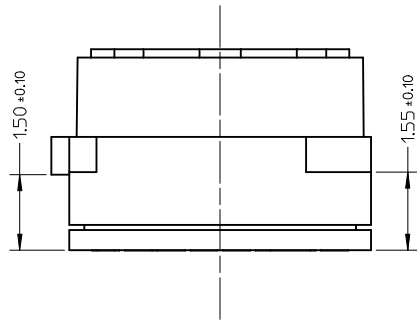
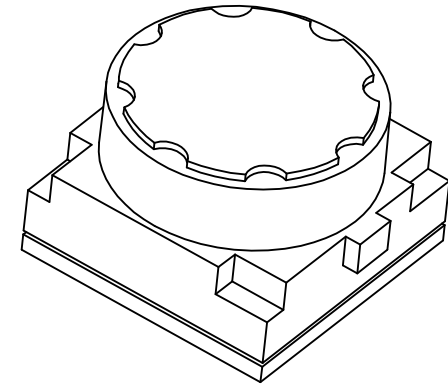
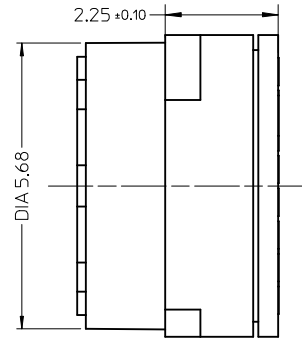
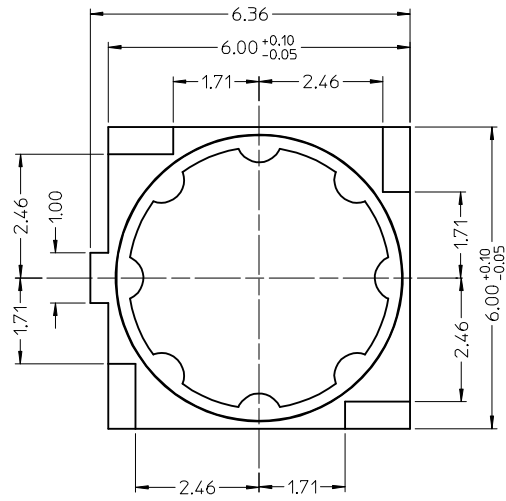
- NOTES:
- MATERIALS  
HOUSING: HIGH-TEMP THERMAL PLASTIC BLACK, UL94 V-0  
TERMINAL: COPPER ALLOY.  
FITTING NAIL: COPPER ALLOY
  - FINISH  
TERMINAL: 2-4 MICROMETER NICKEL UNDERPLATING OVERALL,  
GOLD PLATING 0.3 MICROMETER ON CONTACT AREA,  
GOLD FLASH PLATING ON SOLDER AREA.  
FITTING NAIL: 2.0 MIN MIRON NICKEL PLATING OVERALL  
GOLD FLASH PLATING ON SOLDER AREA.
  - COPLANARITY 0.08MM FOR ALL SOLDER TAILS. (14)
  - THE MARKED \*CORNER RADII IS 0.3MM FOR REF. TOTAL FOUR CORNERS  
MATCHED WITH RECOMMENDED PCB'S FOUR CORNERS.
  - PRODUCT SPECIFICATION: RPS-105189-001
  - PACKAGING: TAPE&REEL
  - APPLICABLE CAMERA MODULE SEE SHEET 2.

SECTION Z-Z

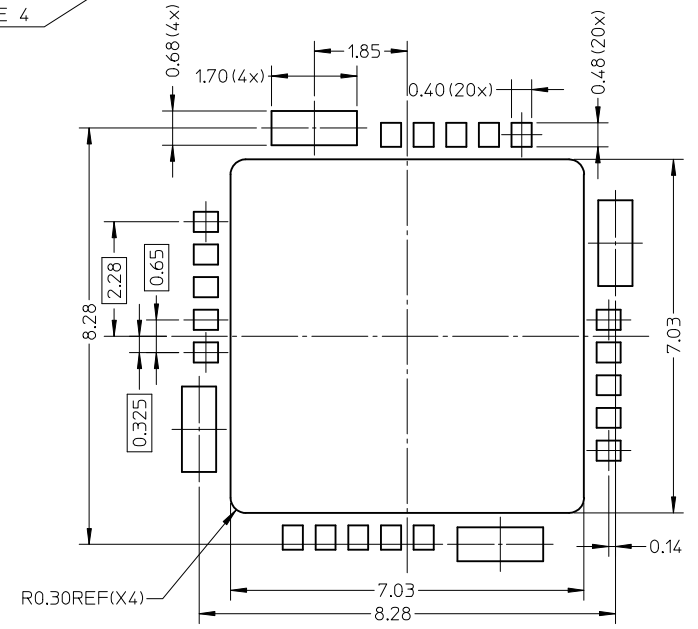
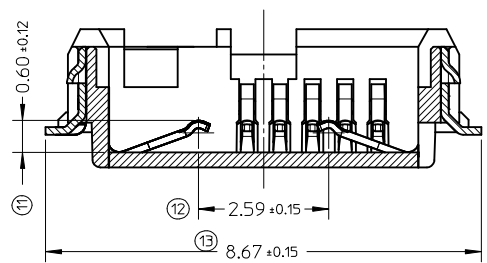
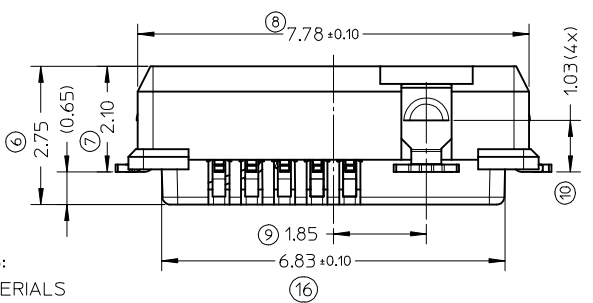
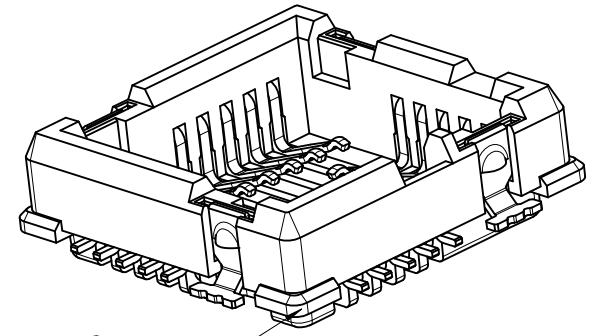
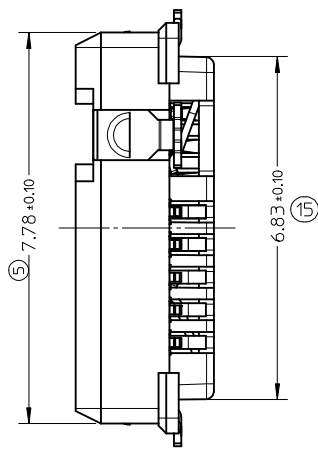
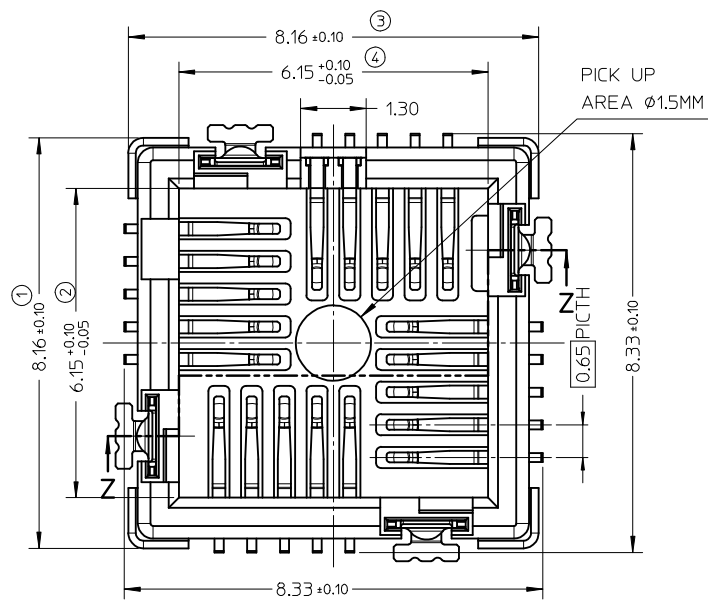
RECOMMENDED PCB LAYOUT  
TOLERANCE:0.05mm

PROPOSAL EC NO: SH2014-0014 DRWN:GCL1 2013/07/10 CHKD: APPR:AYIN 2013/07/30	QUALITY SYMBOLS ▽=0 ▽=0 ▽=0	GENERAL TOLERANCES (UNLESS SPECIFIED)		DIMENSION STYLE MM ONLY		SCALE 10:1	DESIGN UNITS METRIC		THIRD ANGLE PROJECTION			
		4 PLACES ± --- ± --- 3 PLACES ± --- ± --- 2 PLACES ± 0.15 ± --- 1 PLACE ± 0.25 ± ---	mm INCH	DRAWN BY CGL1	DATE 2013/07/10	TITLE 0.65 SINK MID MOUNT 6X6 CAMERA SOCKET SMT W/4 NAIL TYPE						
		ANGULAR ± 3 °		CHECKED BY	DATE	APPROVED BY AYIN						
		DRAFT WHERE APPLICABLE MUST REMAIN WITHIN DIMENSIONS		MATERIAL NO. 1051890001	DATE 2013/07/30	DOCUMENT NO. SD-105189-001		SHEET NO. 1 OF 2				

# APPLIED MODULE



<b>PROPOSAL</b> EC NO: SH2014-0014 DRW: CGL I CH'KD: APPR: AYIN 2013/07/10 2013/07/30	QUALITY SYMBOLS FA=0 FE=0 FP=0	GENERAL TOLERANCES (UNLESS SPECIFIED)		DIMENSION STYLE <b>MM ONLY</b>		SCALE <b>10:1</b>	DESIGN UNITS <b>METRIC</b>	THIRD ANGLE PROJECTION			
		4 PLACES ± --- ± --- 3 PLACES ± --- ± --- 2 PLACES ± 0.15 ± --- 1 PLACE ± 0.25 ± ---	mm INCH ± --- ± --- ± 0.15 ± --- ± 0.25 ± ---	DRAWN BY CGL I	DATE 2013/07/10	TITLE <b>0.65 SINK MID MOUNT                  6X6 CAMERA SOCKET                  SMT W/4 NAIL TYPE</b>					
		ANGULAR ± 3 °		APPROVED BY AYIN	DATE 2013/07/30	DOCUMENT NO. <b>SD-105189-001</b>					
		DRAFT WHERE APPLICABLE MUST REMAIN WITHIN DIMENSIONS		MATERIAL NO. <b>1051890001</b>	SHEET NO. <b>2 OF 2</b>						



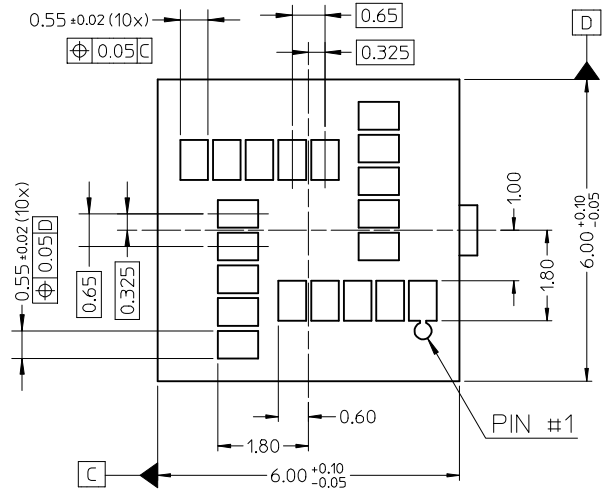
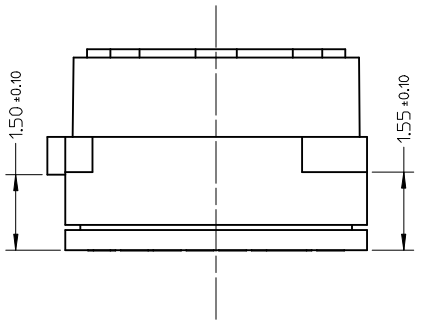
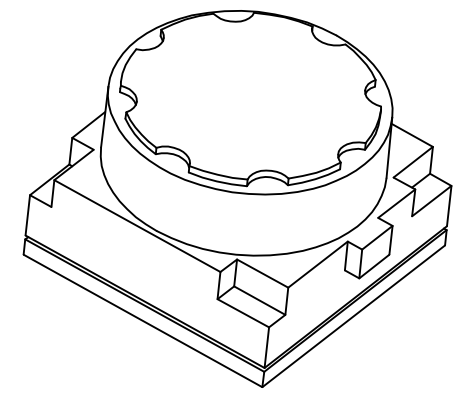
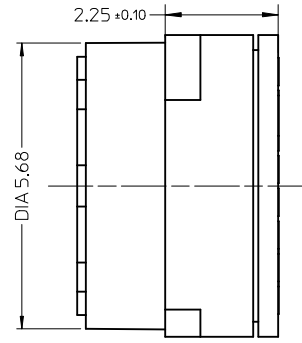
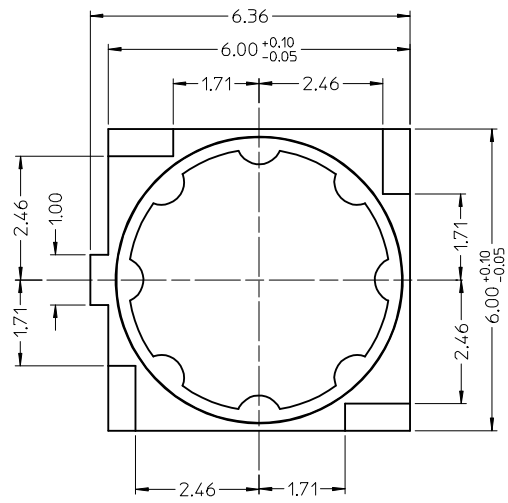
- NOTES:
- MATERIALS  
HOUSING: HIGH-TEMP THERMAL PLASTIC BLACK, UL94 V-0  
TERMINAL: COPPER ALLOY.  
FITTING NAIL: COPPER ALLOY
  - FINISH  
TERMINAL: 2-4 MICROMETER NICKEL UNDERPLATING OVERALL,  
GOLD PLATING 0.3 MICROMETER ON CONTACT AREA,  
GOLD FLASH PLATING ON SOLDER AREA.  
FITTING NAIL: 2.0 MIN MIRON NICKEL PLATING OVERALL  
GOLD FLASH PLATING ON SOLDER AREA.
  - COPLANARITY 0.08MM FOR ALL SOLDER TAILS. (14)
  - THE MARKED \*CORNER RADII IS 0.3MM FOR REF. TOTAL FOUR CORNERS  
MATCHED WITH RECOMMENDED PCB'S FOUR CORNERS.
  - PRODUCT SPECIFICATION: RPS-105189-001
  - PACKAGING: TAPE&REEL
  - APPLICABLE CAMERA MODULE SEE SHEET 2.

SECTION Z-Z

RECOMMENDED PCB LAYOUT  
TOLERANCE:0.05mm

PROPOSAL EC NO: SH2014-0014 DRWN:GCL1 2013/07/10 CHKD: APPR:AYIN 2013/07/30	QUALITY SYMBOLS ▽=0 ▽=0 ▽=0	GENERAL TOLERANCES (UNLESS SPECIFIED)		DIMENSION STYLE MM ONLY		SCALE 10:1	DESIGN UNITS METRIC		THIRD ANGLE PROJECTION			
		4 PLACES ± --- ± --- 3 PLACES ± --- ± --- 2 PLACES ± 0.15 ± --- 1 PLACE ± 0.25 ± ---	mm INCH	DRAWN BY CGL1	DATE 2013/07/10	TITLE 0.65 SINK MID MOUNT 6X6 CAMERA SOCKET SMT W/4 NAIL TYPE						
		ANGULAR ± 3 °		CHECKED BY	DATE	APPROVED BY AYIN						
		DRAFT WHERE APPLICABLE MUST REMAIN WITHIN DIMENSIONS		MATERIAL NO. 1051890001	DATE 2013/07/30	DOCUMENT NO. SD-105189-001		SHEET NO. 1 OF 2				

# APPLIED MODULE



<b>PROPOSAL</b> EC NO: SH2014-0014 DRWNG: CGL1 CH'KD: APPR: AYIN 2013/07/10 2013/07/30	QUALITY SYMBOLS FA=0 FE=0 FP=0	GENERAL TOLERANCES (UNLESS SPECIFIED)		DIMENSION STYLE <b>MM ONLY</b>	SCALE <b>10:1</b>	DESIGN UNITS <b>METRIC</b>	THIRD ANGLE PROJECTION			
		4 PLACES ± --- ± --- 3 PLACES ± --- ± --- 2 PLACES ± 0.15 ± --- 1 PLACE ± 0.25 ± ---	mm      INCH	DRAWN BY CGL1	DATE 2013/07/10	TITLE <b>0.65 SINK MID MOUNT                  6X6 CAMERA SOCKET                  SMT W/4 NAIL TYPE</b>				
		ANGULAR ± 3 °		APPROVED BY AYIN	DATE 2013/07/30	<b>molex</b>				
		DRAFT WHERE APPLICABLE MUST REMAIN WITHIN DIMENSIONS		MATERIAL NO. <b>1051890001</b>	DOCUMENT NO. <b>SD-105189-001</b>	SHEET NO. <b>2 OF 2</b>				
THIS DRAWING CONTAINS INFORMATION THAT IS PROPRIETARY TO MOLEX INCORPORATED AND SHOULD NOT BE USED WITHOUT WRITTEN PERMISSION										