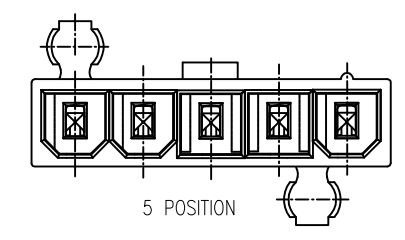
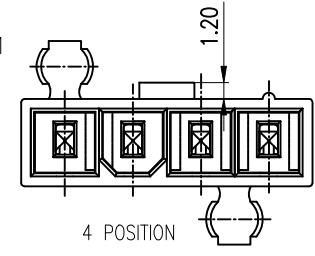
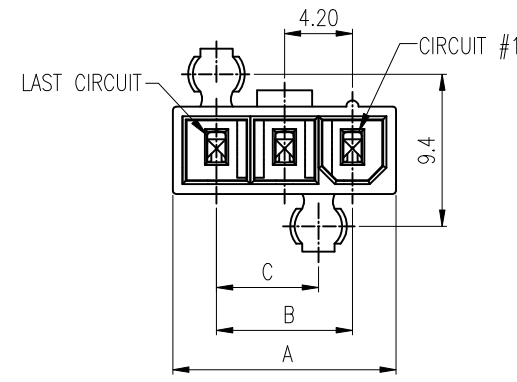


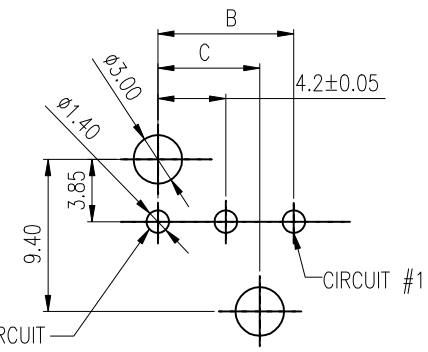
NOTES:
 1.HOUSING: MATERIAL:-SEE PART NO. SCHEME,UL94V0,HALOGEN FREE. COLOUR:-SEE PART NO. SCHEME.
 2.CONTACT: MATERIAL: COPPER ALLOY. PLATING: 50u" SEMI BRIGHT Ni OVERALL UNDER PLATED. OPTIONAL PLATING ON CONTACT AREA.
 3.REFER GS-20-0401 APPLICATION SPEC FOR MATING CONNECTOR.
 4.PRODUCT SPECIFICATION: GS-12-1181.
 5.PACKAGE SPECIFICATION: GS-14-2362.
 6.APPLICATION SPECIFICATION: GS-20-0401
 7.THE HOUSING WILL WITHSTAND EXPOSURE TO 260°C PEAK TEMPERATURE FOR 5 SECONDS IN A WAVE SOLDER APPLICATION WITH A 1.6mm MINIMUM THICK CIRCUIT BOARD. (FOR NYLON)
 8.THE HOUSING WILL WITHSTAND EXPOSURE TO 260°C PEAK TEMPERATURE FOR 10 SECONDS IN A REFLOW OVEN. (FOR LCP ONLY)
 9.THIS LF PRODUCT MEETS EUROPEAN UNION DIRECTIVES AND OTHER COUNTRY REGULATIONS AS DESCRIBED IN GS-47-0004.

PART NUMBER SCHEME:
 10136647-XX X X X LF
 NO OF POS. 03: 3 POS. 05: 5 POS.
 LEAD FREE
 POST 1. WITH POSTS 2. WITHOUT POSTS
 HSG MATERIAL, GLOW WIRE COMPATIBLE 1. PA66, COMPATIBLE 2. PA66, NON COMPATIBLE 3. LCP, COMPATIBLE 4. LCP, NON COMPATIBLE
 PLATING 1. 80u" BRIGHT TIN OVERALL 2. GOLD FLASH OVERALL 3. 15u" Au, ON CONTACT AREA 100u" MIN BRIGHT TIN ON TAILS 4. 30u" Au, ON CONTACT AREA 100u" MIN BRIGHT TIN ON TAILS
 HSG COLOR 1. NATURAL 2. BLACK (NOT AVAILABLE FOR HSG MATERIAL OPTION 1)

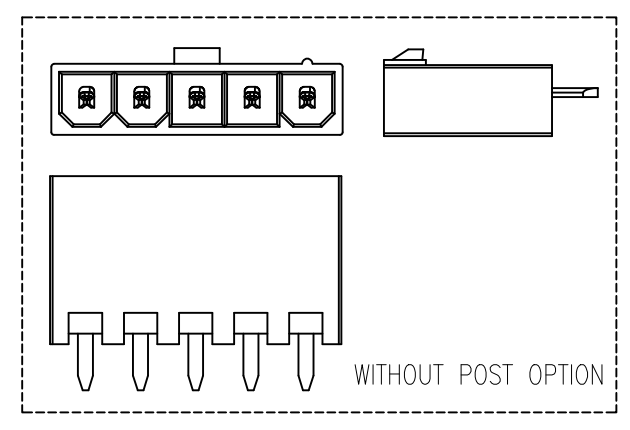


10. DIMENSION TABLE

| PART NUMBER | POS. | A | B | C |
|---------------------|------|------|------|------|
| 10136646-03XXXXXXLF | 03 | 13.8 | 8.4 | 6.3 |
| 10136646-04XXXXXXLF | 04 | 18.0 | 12.6 | 10.5 |
| 10136646-05XXXXXXLF | 05 | 22.2 | 16.8 | 14.7 |



RECOMMENDED PCB LAYOUT
 (PCB THK=1.0~1.6) TOLERANCE: ±0.05



Amphenol FCI
© 2016 AFCI

| | | | | | | | | | |
|-------------|--|--------------------|--|----------------------------|--|---------------------------------------|--|--------------------------------------|--|
| mat'l. code | | surface ISO 1302 ✓ | | tolerance ISO 406 ISO 1101 | | projection | | product family | |
| ltr | | ecn no | | dr | | date | | MINITEK PWR4.2 | |
| A | | TAI | | 2015-08-21 | | tolerances unless otherwise specified | | title | |
| B | | ELX-N-27295 | | TONY | | 2017-06-22 | | SINGLE ROW V/T DIP HEADER | |
| C | | ELX-I-43510 | | SONY | | 2023-01-09 | | MINITEK PWR 4.2 | |
| | | | | dr | | KENNY TAI | | 2015-08-21 | |
| | | | | enrg | | SONY | | 2023-01-09 | |
| | | | | chr | | SONY | | 2023-01-09 | |
| | | | | appd | | MITHUN | | 2023-01-09 | |
| sheet index | | revision sheet | | C | | 1 | | dwg no 10136647 sheet 1 of 1 size A3 | |
| | | | | | | | | type Product Customer Drawing | |