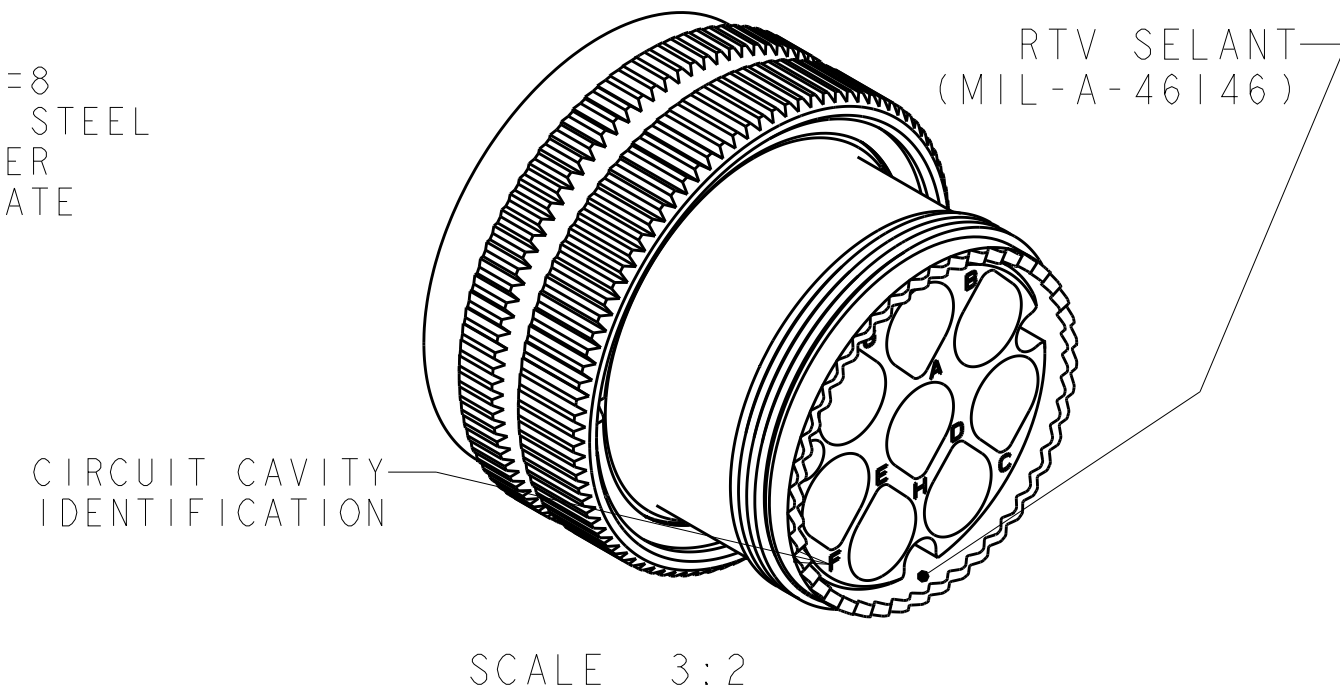
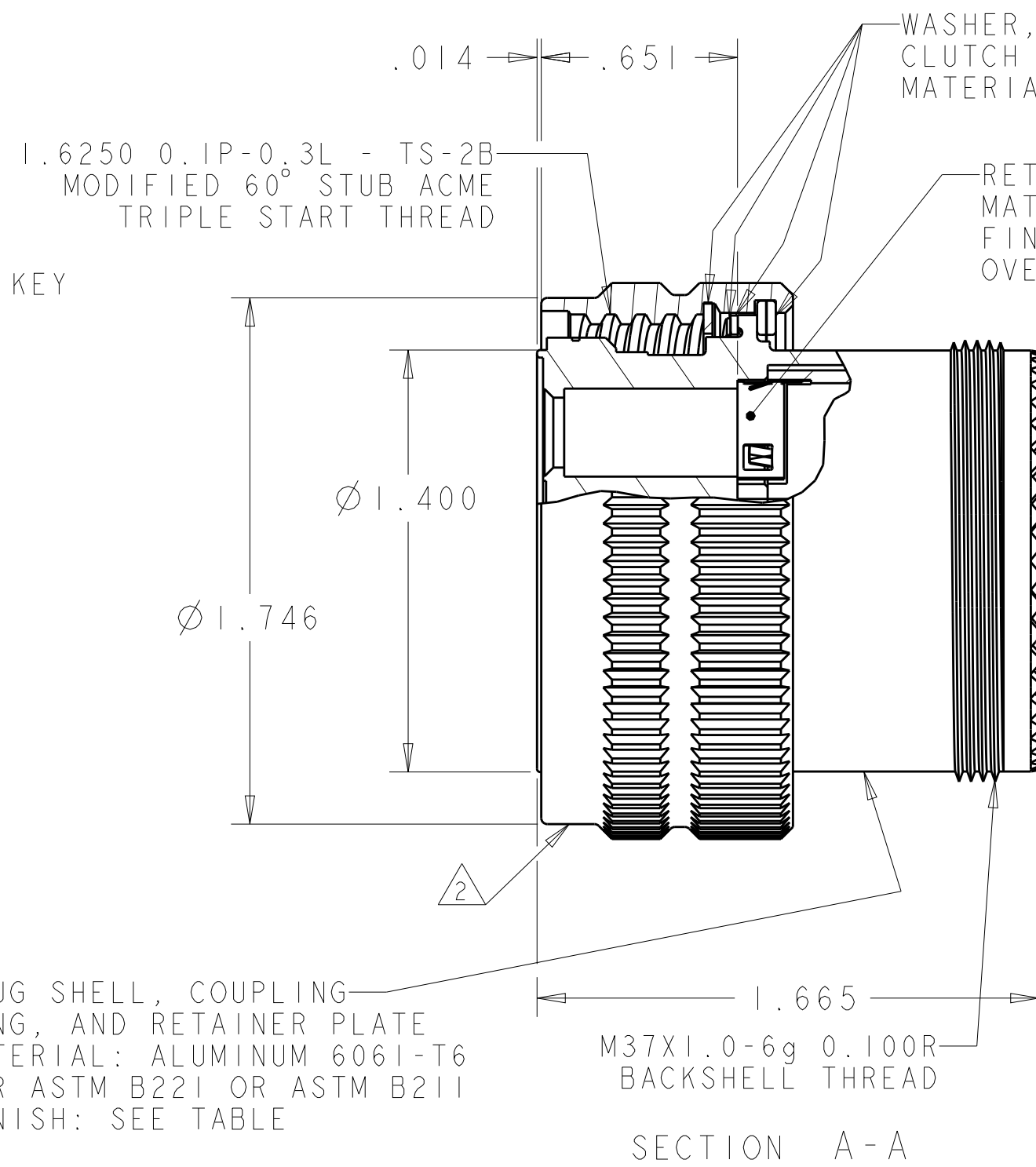
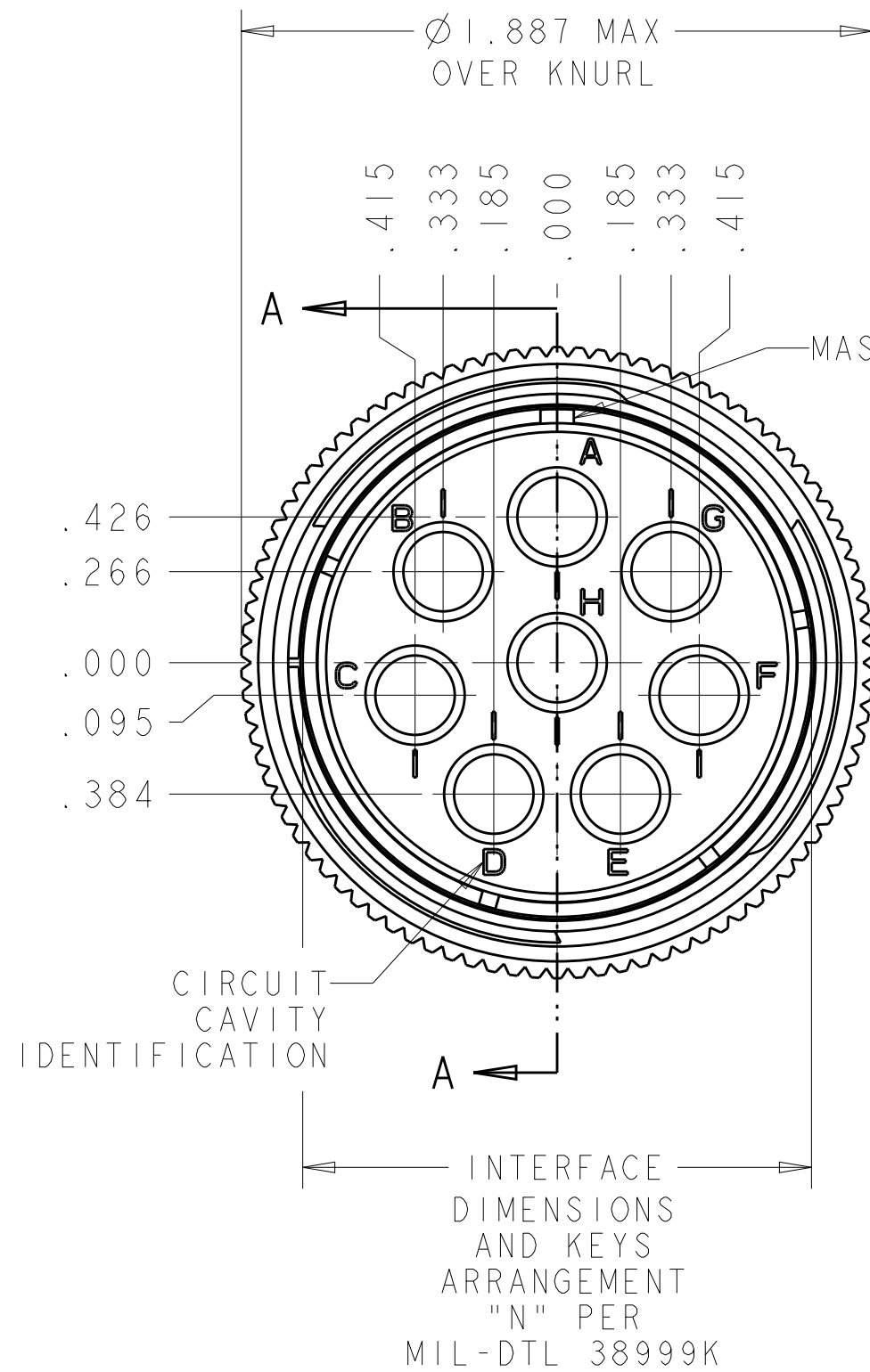


THIS DRAWING IS UNPUBLISHED. RELEASED FOR PUBLICATION 20
 © COPYRIGHT 20 BY - ALL RIGHTS RESERVED.

REVISIONS				
P	LTR	DESCRIPTION	DATE	APVD
H		REV PER ECO 18-011572	9-18-18	CT DM



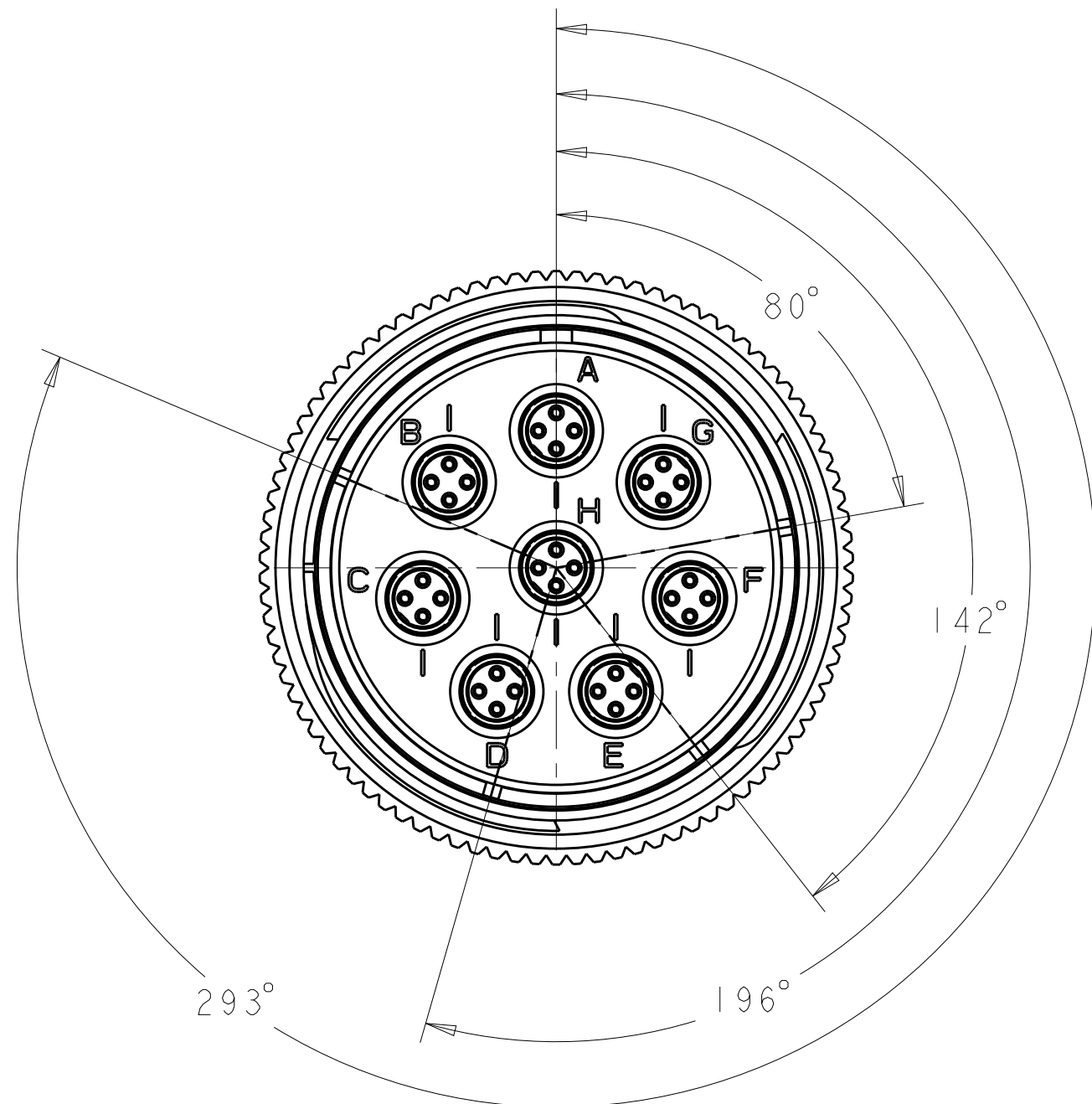
6	SOLD SEPARATELY	B	1-1811928-5
6	SOLD SEPARATELY	A	1-1811928-4
6	SOLD SEPARATELY	N	1-1811928-3
6	PROVIDED UN-ASSEMBLED	B	1-1811928-2
6	PROVIDED UN-ASSEMBLED	A	1-1811928-1
6	PROVIDED UN-ASSEMBLED	N	1-1811928-0
5	SOLD SEPARATELY	B	1811928-9
5	SOLD SEPARATELY	A	1811928-8
5	SOLD SEPARATELY	N	1811928-7
5	PROVIDED UN-ASSEMBLED	B	1811928-3
5	PROVIDED UN-ASSEMBLED	A	1811928-2
5	PROVIDED UN-ASSEMBLED	N	1811928-1
FINISH	QUADRAX CONTACT 1445693-3 QTY=8	SHELL KEYING ARRANGEMENT	PART NUMBER

- 1, -2, -3, -10, -11 AND -12 CONNECTOR KIT INCLUDES TYCO ELECTRONICS QUADRAX PIN ASSEMBLY; PART NUMBER 1445693-3. QTY = 8 PER KIT.
- PART IS MARKED WITH TYCO ELECTRONICS PART NO. (SEE TABLE), TYCO ELECTRONICS LOGO OR TE, AND DATE CODE.
- OPERATING TEMPERATURE RANGE: -65°C TO +125°C (-85°F TO +257°F).
- THE CONNECTOR QUALIFICATION WAS COMPLETED PER TYCO ELECTRONICS 108-2199. THE QUADRAX CONTACTS ARE QUALIFIED PER TYCO ELECTRONICS 108-2131. THE REFERENCE TEST REPORTS ARE TYCO ELECTRONICS 501-660 FOR THE CONNECTOR AND 501-574 FOR THE CONTACTS WHICH ARE SAME AS ARINC 600-13, DRAFT 2 OF SUPPLEMENT 14 (AIR TRANSPORT AVIONICS EQUIPMENT INTERFACES).
- ELECTROLESS NICKEL PER AMS2404
- OLIVE DRAB CADMIUM OVER NICKEL PLATE PER SAE AMS-QQ-P-416.
- 1811928-1 THRU -9 MEET PERFORMANCE REQUIREMENTS OF TE CONNECTIVITY PRODUCT SPECIFICATION 108-2199, QUALIFICATION TEST REPORT 501-660
- 1-1811928-0 THRU 15 MEET PERFORMANCE REQUIREMENTS OF TE CONNECTIVITY PRODUCT SPECIFICATION 108-2199, QUALIFICATION TEST REPORT 501-660. EXCEPT SHELLS SUBJECTED TO 5% SALT CONCENTRATION FOR 96 HRS.

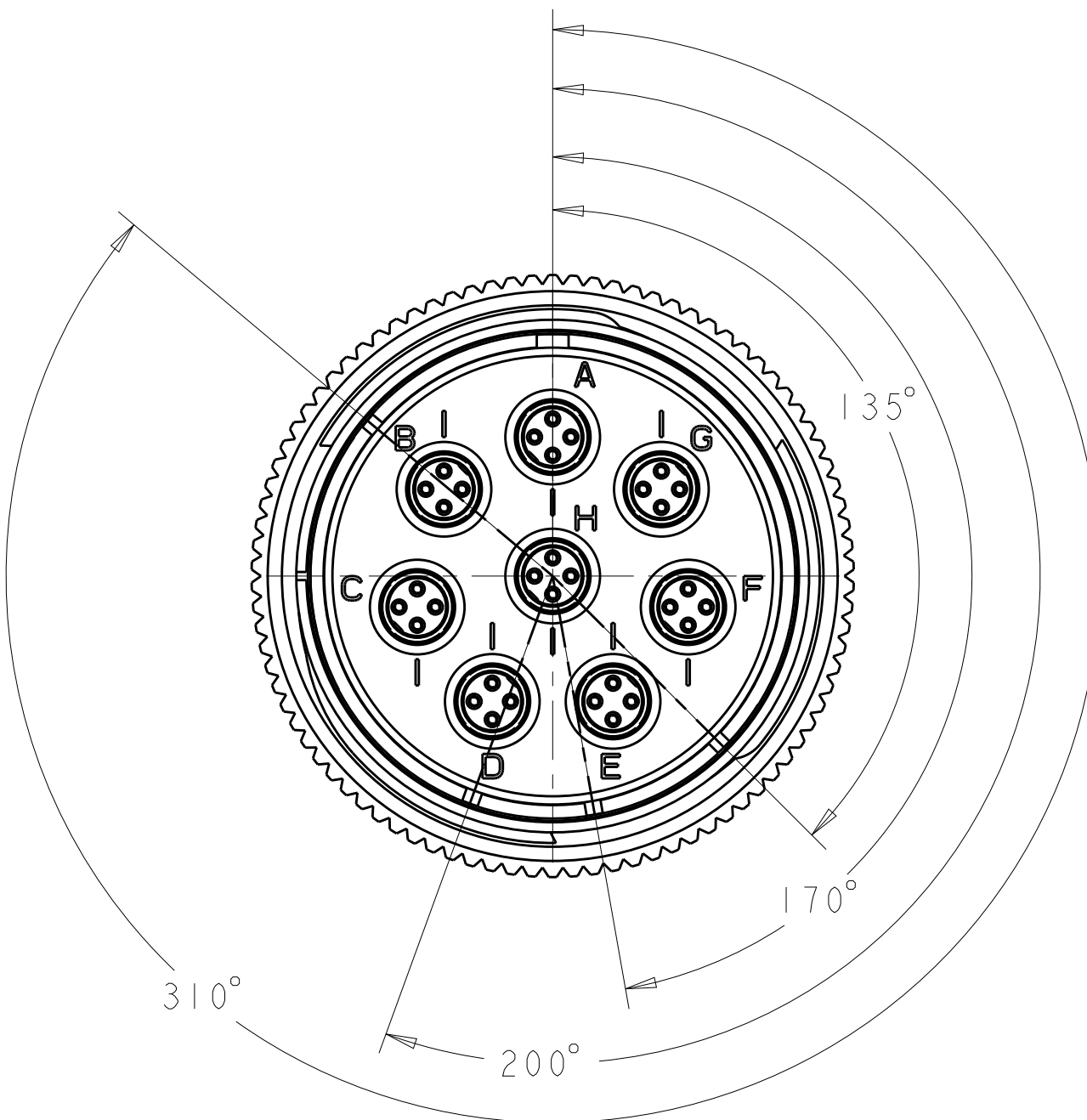
THIS DRAWING IS A CONTROLLED DOCUMENT.		DWN R FLAIG 17MAY2005	TE Connectivity	
DIMENSIONS: INCHES		CHK L OH 17MAY2005		
TOLERANCES UNLESS OTHERWISE SPECIFIED:		APVD L OH 17MAY2005	NAME ASSY, PLUG, SIZE 25, 808, M38999 STYLE	
0 PLC ±- 1 PLC ±.1 2 PLC ±.01 3 PLC ±.005 4 PLC ±.0020 ANGLES FINISH ±-		PRODUCT SPEC -	SIZE CAGE CODE DRAWING NO RESTRICTED TO	
MATERIAL -		APPLICATION SPEC -	A200779 C-1811928	
-		WEIGHT -	SCALE 2:1 SHEET 1 OF 2 REV H	
-		CUSTOMER DRAWING		

THIS DRAWING IS UNPUBLISHED. RELEASED FOR PUBLICATION 20
 © COPYRIGHT 20 BY - ALL RIGHTS RESERVED.

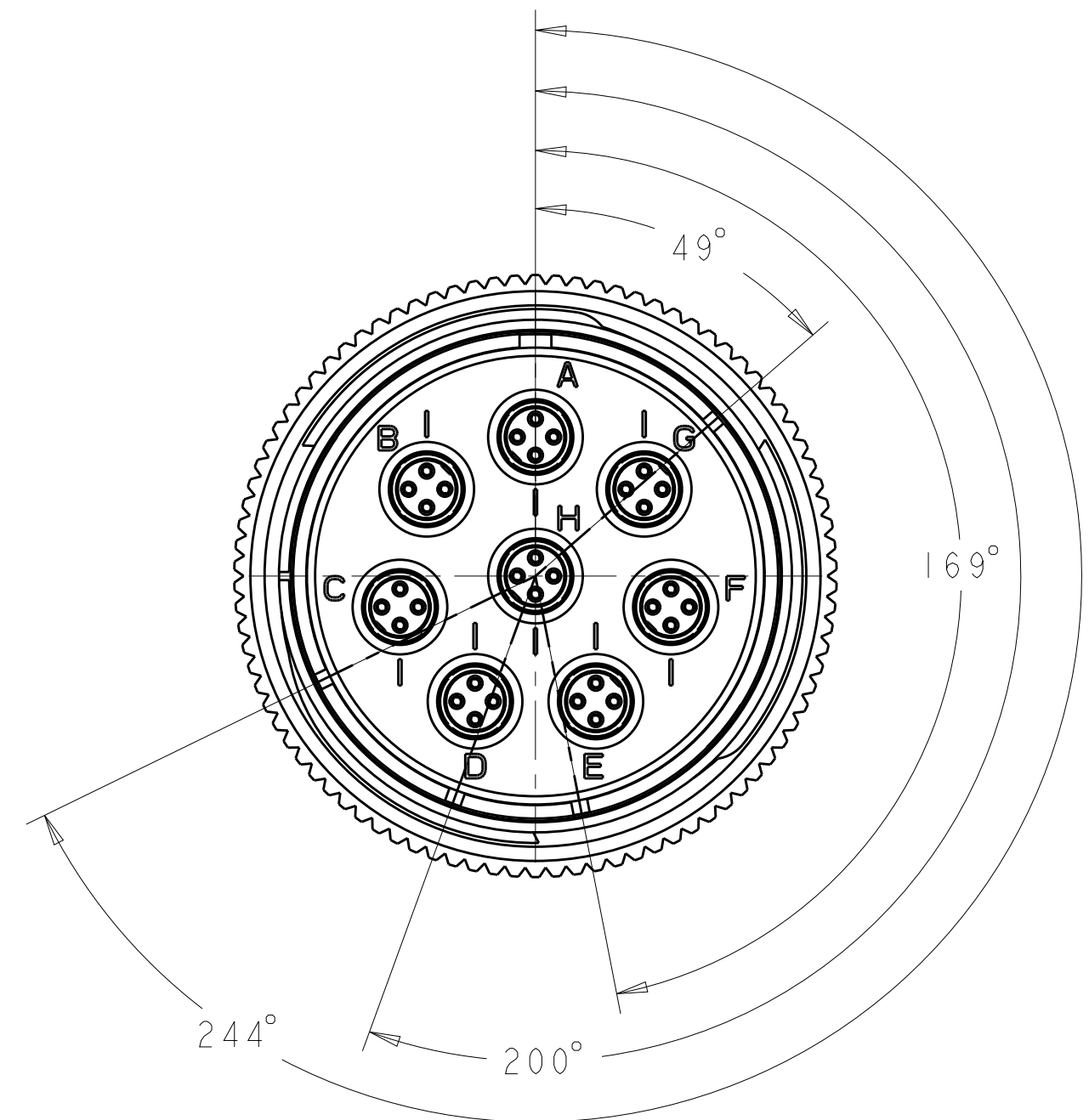
REVISIONS				
P	LTR	DESCRIPTION	DATE	APVD
-		SEE SHEET 1	-	-



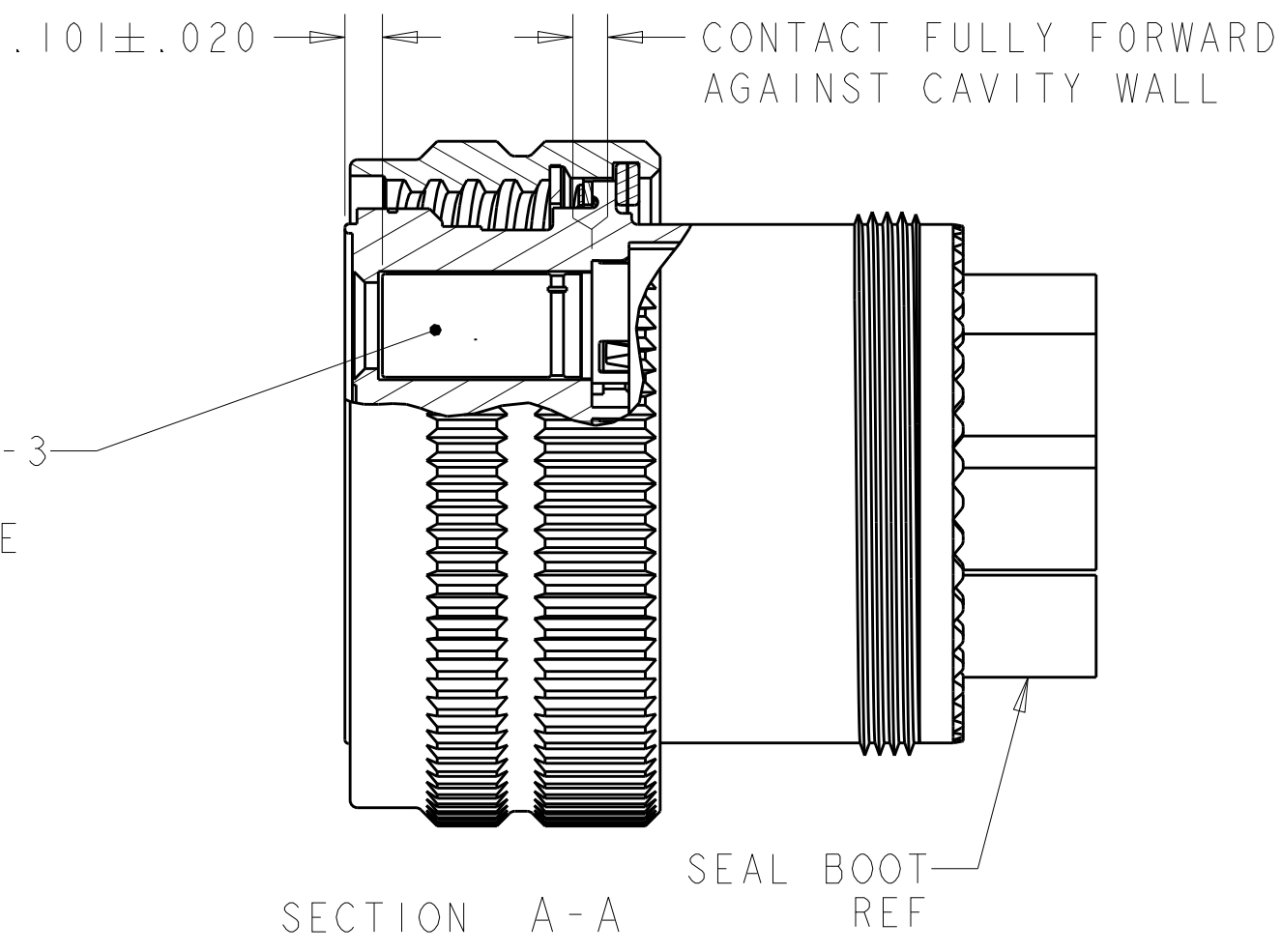
1811928-1



1811928-2



1811928-3



QUADRAx SOCKET ASSY, 1445693-3
 SHOWN FOR REF ONLY
 FOR PART NUMBERS THAT INCLUDE
 CONTACTS. SEE TABLE

THIS DRAWING IS A CONTROLLED DOCUMENT.		DWN R FLAIG 17MAY2005	TE Connectivity	
DIMENSIONS: INCHES		CHK L OH 17MAY2005		
TOLERANCES UNLESS OTHERWISE SPECIFIED:		APVD L OH 17MAY2005	NAME ASSY, PLUG, SIZE 25, 808, M38999 STYLE	
0 PLC ±- 1 PLC ±.1 2 PLC ±.01 3 PLC ±.005 4 PLC ±.0020 ANGLES ±- FINISH -		PRODUCT SPEC -	SIZE CAGE CODE DRAWING NO RESTRICTED TO	
MATERIAL -		APPLICATION SPEC -	A200779 C-1811928	
		WEIGHT -	SCALE 2:1 SHEET 2 OF 2 REV H	
		CUSTOMER DRAWING		