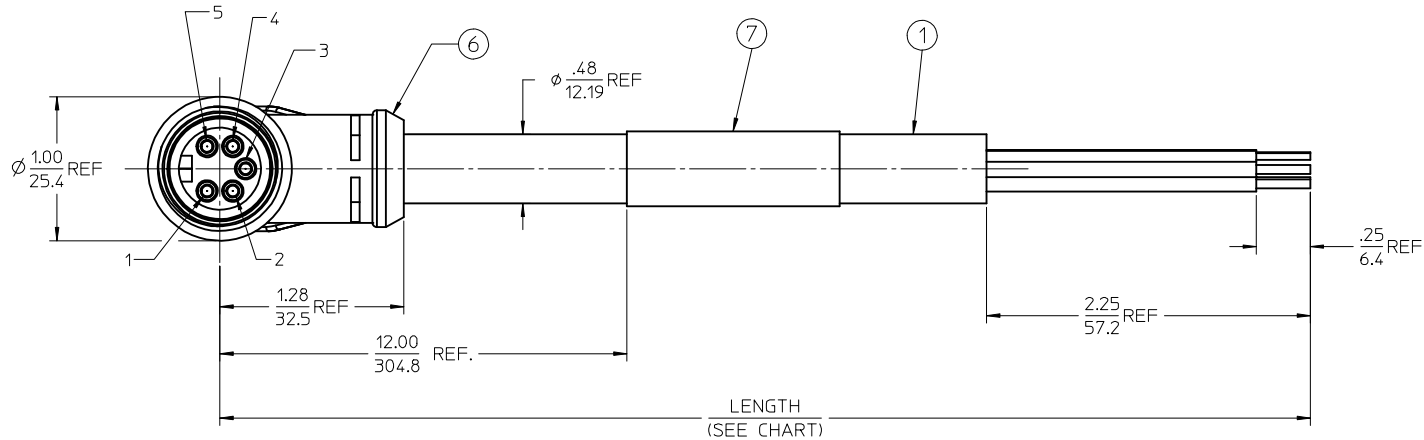
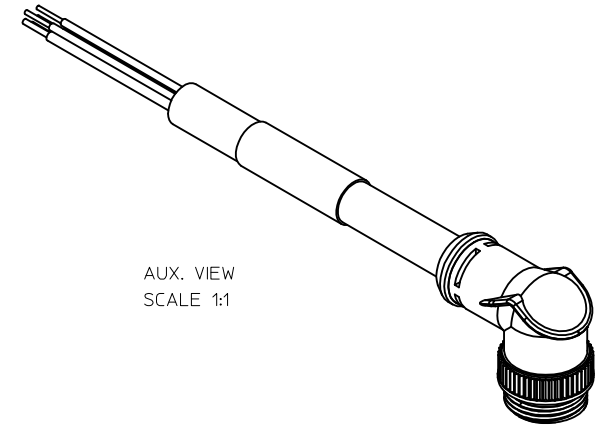
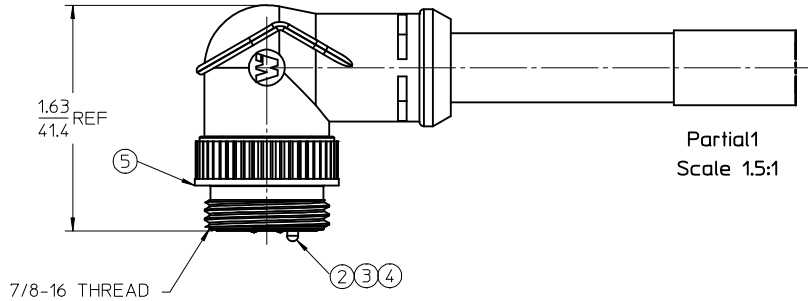


PART NUMBER	ENGINEERING NO.	LENGTH
1300250538	DNF09A-M010	3' 3" +2.19 - 0 [1.0M +55.6 - 0]
1300250539	DNF09A-M030	9' 10" +3.50 - 0 [3.0M +88.9 - 0]
1300250540	DNF09A-M050	16' 5" +6.50 - 0 [5.0M +165.1 - 0]



P1	
1	DRAIN
2	RED +V
3	BLACK -V
4	WHITE CAN H
5	BLUE CAN L

WIRING DIAGRAM

NOTES:

1. MATERIAL: SEE TABLE
2. FINISHES: SEE TABLE
3. CABLE ASSEMBLIES ARE BAGGED SEPARATELY IN POLY BAGS WITH BARCODE LABEL ATTACHED TO OUTSIDE OF BAG
4. WRAP LABEL IS MARKED WITH P/N, DATE CODE VOLTAGE & AMPERAGE
5. MATES WITH: MINI CHANGE, A-SIZE 5 POLE RECEPTACLE
6. ELECTRICAL SPECIFICATIONS:
VOLTAGE RATING: 300V
CURRENT RATING: 4 AMPS
7. ASSEMBLY IS RoHS COMPLIANT

ITEM	QTY.	DESCRIPTION	MATERIAL	FINISH
7	1	LABEL	PLASTIC FILM	BLACK/YELLOW
6	1	OVERMOLD	PVC	GRAY
5	1	COUPLING NUT	ZINC DIE CAST	BLACK
4	3	CONTACT PIN, 18 AWG	BRASS	GOLD PLATED
3	2	CONTACT PIN, 15 AWG	BRASS	GOLD PLATED
2	1	INSERT, MALE, 5 POLE	PVC	GRAY
1	1	CABLE, DEV-NET, TRUNK, 18/2, 15/2	PVC JACKET	GRAY

RELEASED	EC NO: MNA2010-0048	DRWN:BRUPERT	2009/07/17
CHKD:WOODMAN	APPR:J.MURPHY	2009/07/20	
REV	DESCRIPTION		

QUALITY SYMBOLS
 = 0
 = 0

GENERAL TOLERANCES (UNLESS SPECIFIED)	
	INCH
4 PLACES ±	± .005
3 PLACES ±	± .004
2 PLACES ±	± .003
1 PLACE ±	± .002
ANGULAR ±1/2°	

DRAFT WHERE APPLICABLE
MUST REMAIN
WITHIN DIMENSIONS

DIMENSION STYLE	
IN/MM	
DRAWN BY	DATE
B. RUPERT	2009/07/08
CHECKED BY	DATE
B. WOODMAN	2009/07/08
APPROVED BY	DATE
J. MURPHY	2009/07/08

SCALE	DESIGN UNITS	THIRD ANGLE PROJECTION
1.5:1	INCH	
TITLE MINI-CHANGE 5 POLE, MALE 90 DEG, DEV-NET CORD ASSEMBLY THK CABLE		
MATERIAL NO. SEE CHART		
DOCUMENT NO. SD-130025-013		SHEET NO. 1 OF 1
THIS DRAWING CONTAINS INFORMATION THAT IS PROPRIETARY TO MOLEX INCORPORATED AND SHOULD NOT BE USED WITHOUT WRITTEN PERMISSION		