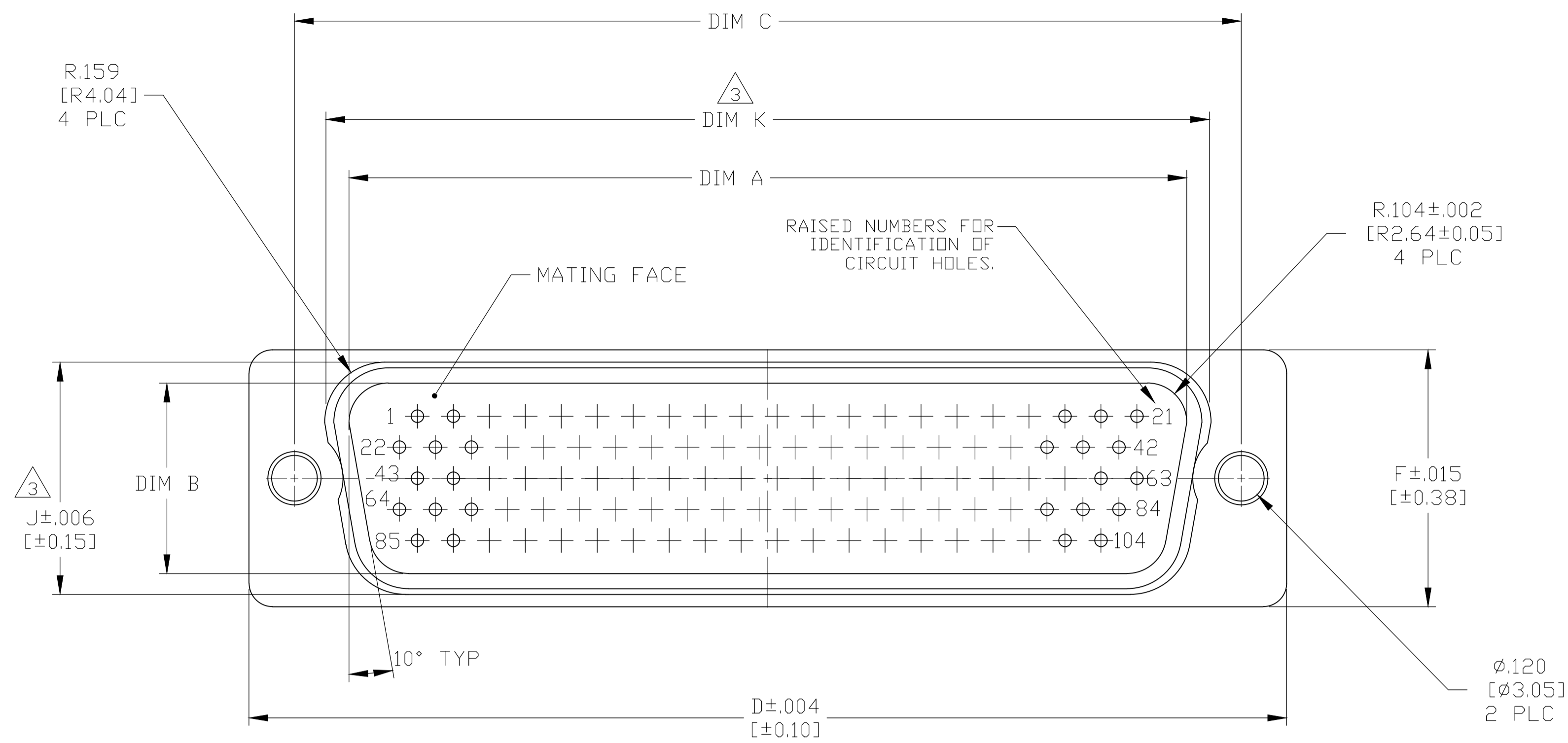
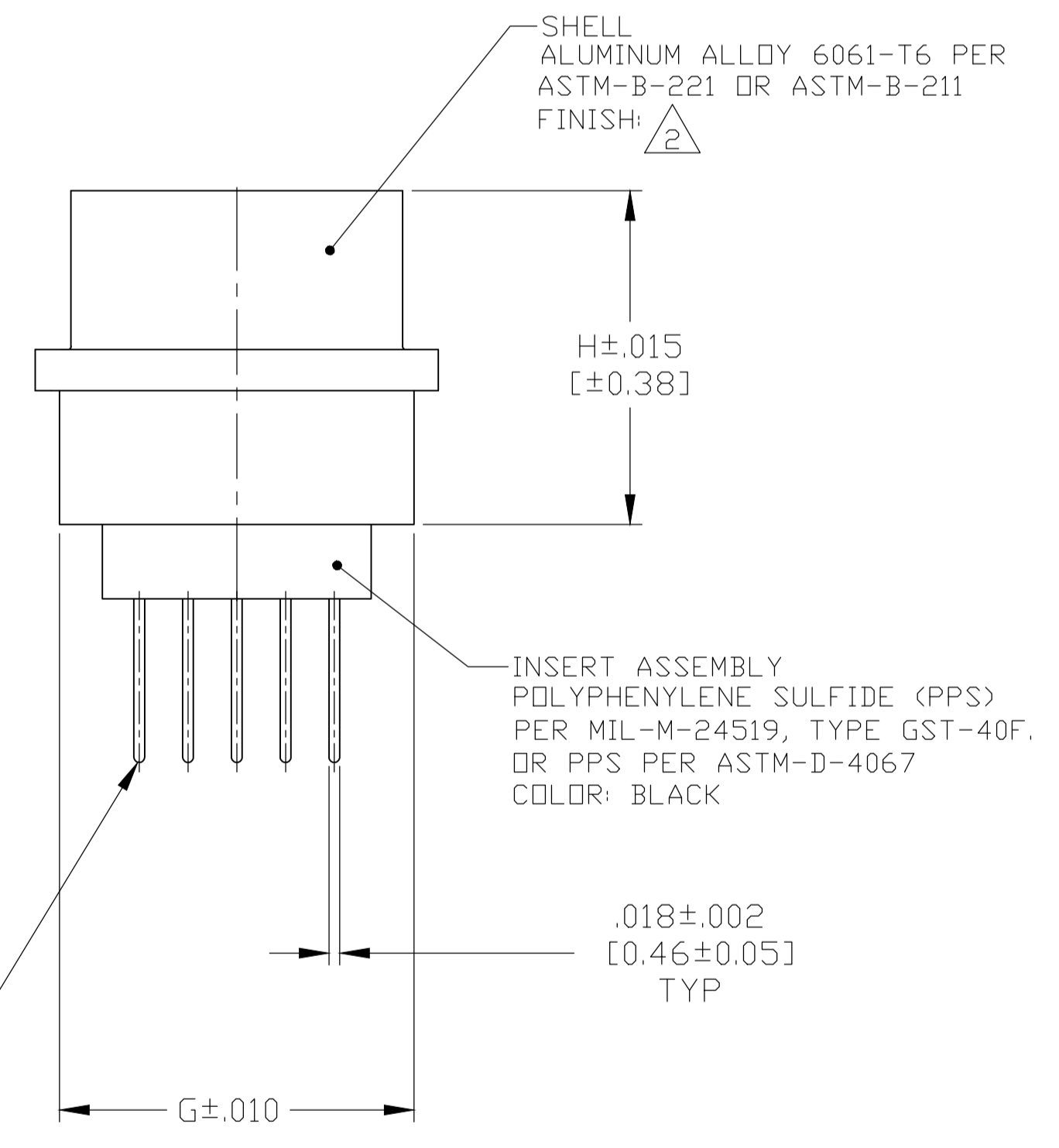
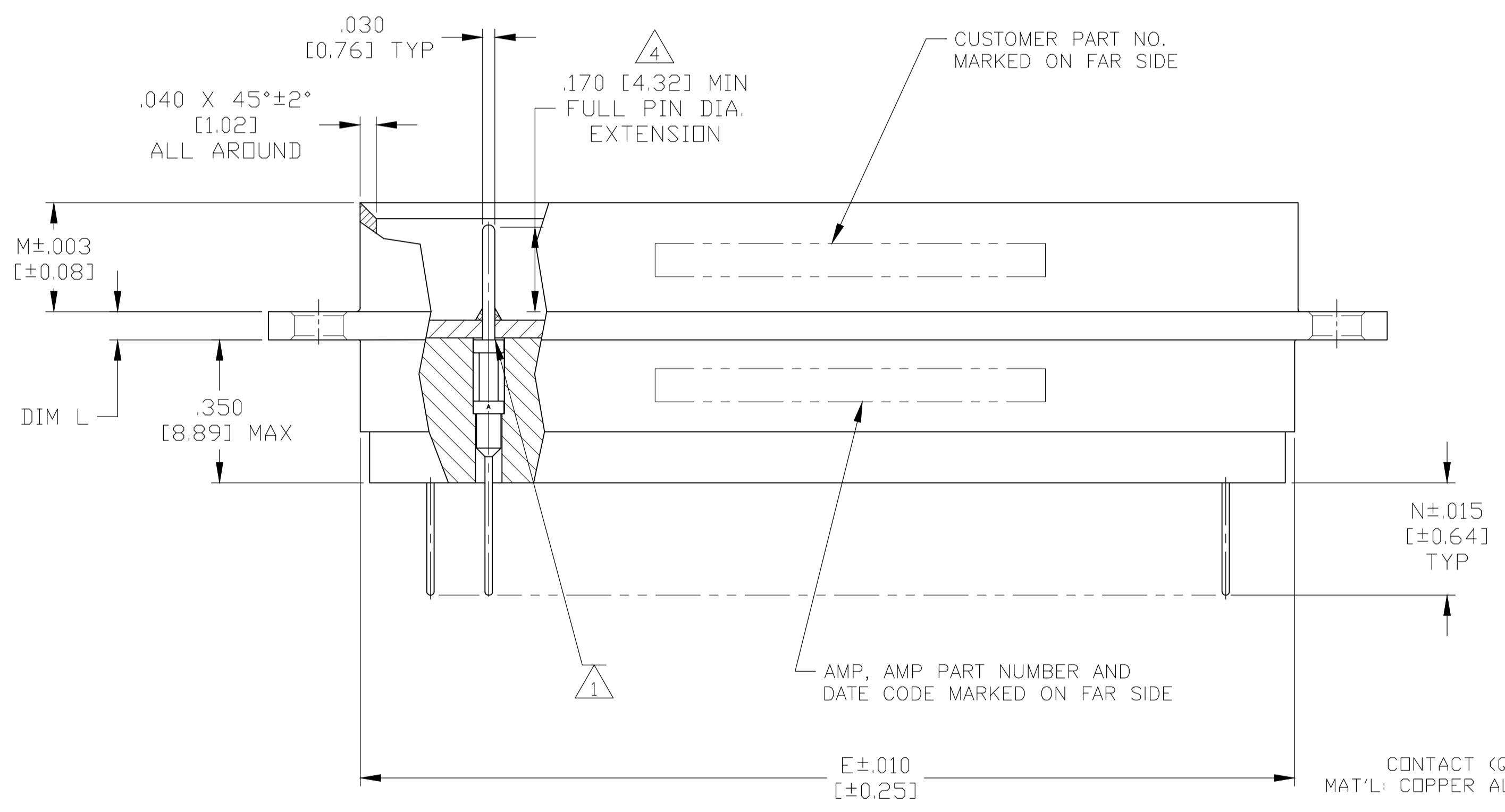


REVISIONS					
REV	DATE	DESCRIPTION	BY	CHK	APPV
K	8-30-18	REV PER ECO 18-010203		CT	DM



- ① CONNECTOR ASSEMBLED WITH SIZE 22 POSTED CONTACTS THAT HAVE BEEN SEALED WITH EPOXY TO PREVENT MIGRATION OF FLUX AND CONFORMAL COATING.
- ② FINISH: ANODIZED .000100 MIN THK PER MIL-A-8625, TYPE II, CLASS I, HOT WATER SEAL.
- ③ FEATURE 100% VERIFIED PER HAMILTON SUNDSTRAND 1012630.
- ④ FEATURE AQL INSPECTED PER HAMILTON SUNDSTRAND 1012630.



CONTACT (QTY = NO. OF POSN.):
 MAT'L: COPPER ALLOY PER AS 39029,
 TYPE A
 FINISH: GOLD PLATED PER
 ASTM-B-488, TYPE II,
 CODE C, CLASS 1.25 OVER NICKEL
 PER AMS-QQ-N-290, CLASS 1

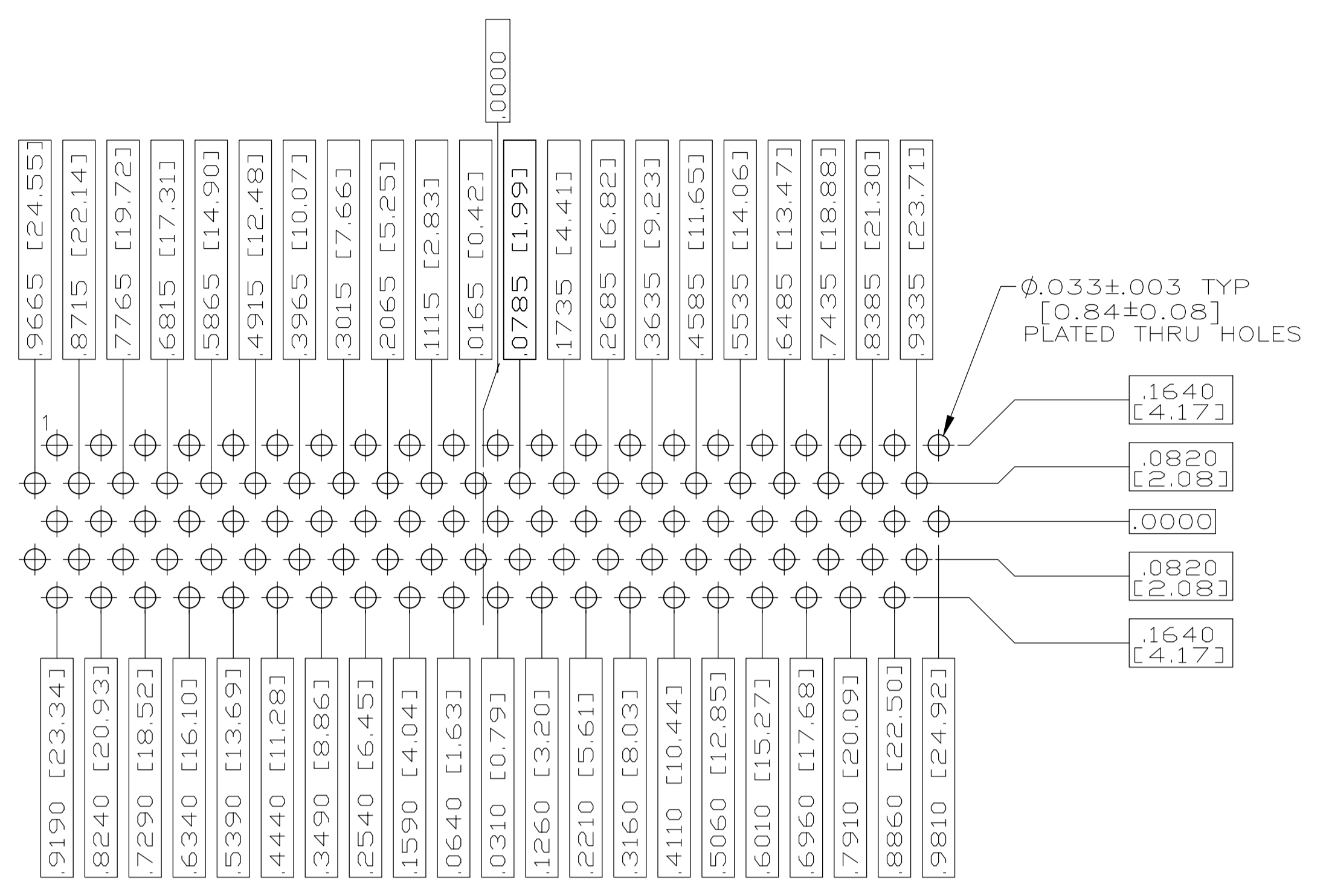
104	73030 SOCN 1012630-1	.275 [6.99]	.267 [6.78]	.078 [1.98] [0.060 [1.52]	2.340 [59.44]	.613 [15.57]	.561 [14.25]	.608 [15.44]	.668 [16.97]	2.313 [58.75]	2.740 [69.60]	2.500 [63.50]	.503 [12.78]	2.212 [56.18]	6	1883500-4
104	73030 SOCN 1012630-3	.175 [4.45]	.267 [6.78]	.078 [1.98] [0.060 [1.52]	2.340 [59.44]	.613 [15.57]	.561 [14.25]	.608 [15.44]	.668 [16.97]	2.313 [58.75]	2.740 [69.60]	2.500 [63.50]	.503 [12.78]	2.212 [56.18]	6	1883500-3
62	73030 SOCN 1012630-2	.175 [4.45]	.257 [6.53]	.078 [1.98] [0.060 [1.52]	2.305 [58.55]	.440 [11.18]	.561 [14.25]	.438 [11.13]	.494 [12.55]	2.284 [58.01]	2.740 [69.60]	2.500 [63.50]	.324 [8.23]	2.172 [55.17]	4	1883500-2
NO OF POSITIONS	CUSTOMER PART NO.	DIM N	DIM M	DIM L	DIM K	DIM J	DIM H	DIM G	DIM F	DIM E	DIM D	DIM C	DIM B	DIM A	SHELL SIZE	PART NO.

THIS DRAWING IS A CONTROLLED DOCUMENT.

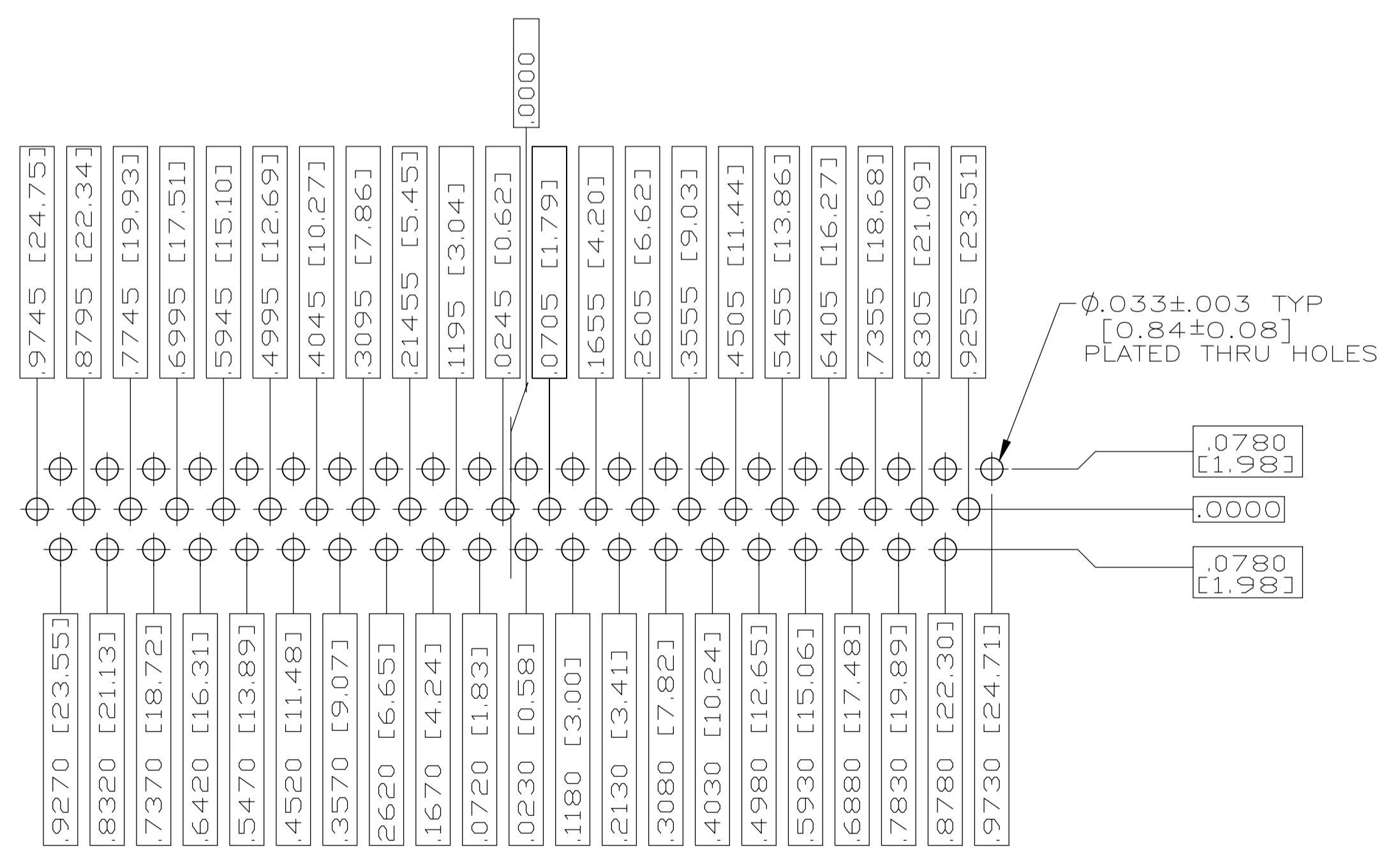
DIMENSIONS: INCHES	TOLERANCES UNLESS OTHERWISE SPECIFIED:	DIN C.C. THOMAS 7-11-06	DR C. MILLER 7-12-06	NAME	PLUG ASSY., AMPLIMITE, SERIES 90, BLINDMATE, SEALED
0 PLC ± -	1 PLC ± -	2 PLC ± -	3 PLC ± .005 [0.13]	4 PLC ± -	ANGLES ± 0°30'
MATERIAL SEE CALLOUT	FINISH SEE CALLOUT	WEIGHT 0	SIZE A1	CAGE CODE 00779	DRAWING NO. 1883500
CUSTOMER DRAWING			SCALE 4:1	SHEET 1 OF 2	REV K

STE TE Connectivity

REVISIONS				
P	LYR	DESCRIPTION	DATE	APPV
-	-	SEE SHEET 1	-	-



RECOMMENDED P.C. BOARD LAYOUT
SHELL SIZE 6 (104 POSITION)



RECOMMENDED P.C. BOARD LAYOUT
SHELL SIZE 4 (62 POSITION)

THIS DRAWING IS A CONTROLLED DOCUMENT.		DWG: C.C.THOMAS 7-11-06	 TE Connectivity
DIMENSIONS: INCHES		CHK: D.MILLER 7-12-06	
TOLERANCES UNLESS OTHERWISE SPECIFIED:		APPV: D.MILLER 7-12-06	NAME: PLUG ASSY., AMPLIMITE, SERIES 90, BLINDMATE, SEALED
0. PLC ± - 1. PLC ± - 2. PLC ± - 3. PLC ± .005 [0.13] 4. PLC ± - ANGLES ± 0°30'		PRODUCT SPEC: -	APPLICATION SPEC: -
MATERIAL: SEE CALLOUT	FINISH: SEE CALLOUT	WEIGHT: -	RESTRICTED TO: -
CUSTOMER DRAWING		SIZE: A1	SCALE: 4:1
CAGE CODE: 00779		DRAWING NO: 1883500	SHEET 2 OF 2
REV: K		DATE: 7-12-06	