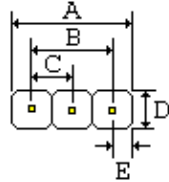
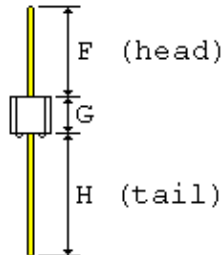
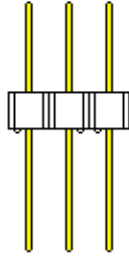


**SULLINS ELECTRONICS CORP**  
SAN MARCOS, CA 760-744-0125 FAX 760-744-6081



|     |              |               |
|-----|--------------|---------------|
| A = | 0.300+-0.020 | [7.62+-0.51]  |
| B = | 0.200+-0.008 | [5.08+-0.20]  |
| C = | 0.100+-0.003 | [2.54+-0.08]  |
| D = | 0.100+-0.005 | [2.54+-0.13]  |
| E = | 0.050+-0.005 | [1.27+-0.13]  |
| F = | 0.318+-0.015 | [8.08+-0.38]  |
| G = | 0.100+-0.005 | [2.54+-0.13]  |
| H = | 0.520+-0.015 | [13.21+-0.38] |



**.025[0.64] SQUARE POSTS FIT .040[1.02] MINIMUM DIAMETER HOLE**



- 1.0 SPECIFICATIONS FOR A SINGLE ROW 3 POSITION HEADER
- 2.0 INSULATOR MATERIAL: BLACK THERMOPLASTIC POLYESTER
- 3.0 CONTACT MATERIAL: CA510, PHOSPHOR BRONZE GRADE A
- 4.0 PLATING: .000100" TIN OVERALL, .000050" NICKEL UNDERPLATE
- 5.0 TEMPERATURE: TO 125 DEGREES C CONTINUOUS
- 6.0 UL FLAMMABILITY RATING: 94V-0
- 7.0 VOLTAGE RATING: 600 VDC MINIMUM AT SEA LEVEL
- 8.0 CURRENT RATING: 3 AMPERES
- 9.0 INSULATION RESISTANCE: 5,000 MEGA OHMS
- 10.0 SPECIFICATIONS SUBJECT TO CHANGE WITHOUT NOTICE
- 11.0 NOT DRAWN TO SCALE

**SULLINS PART NUMBER: PTC03SFEN**

**DATE: 1-29-03**

[Print PDF](#)