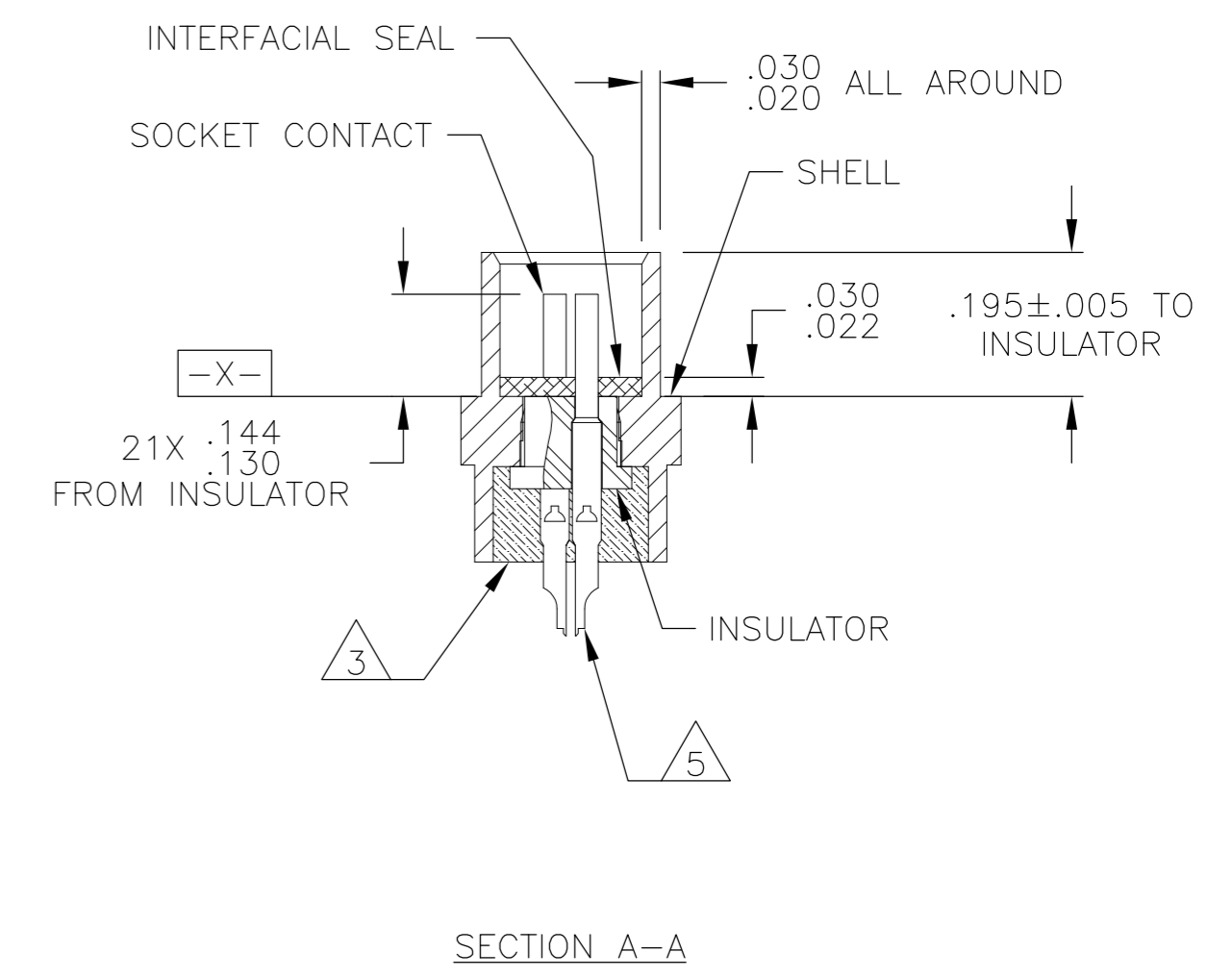
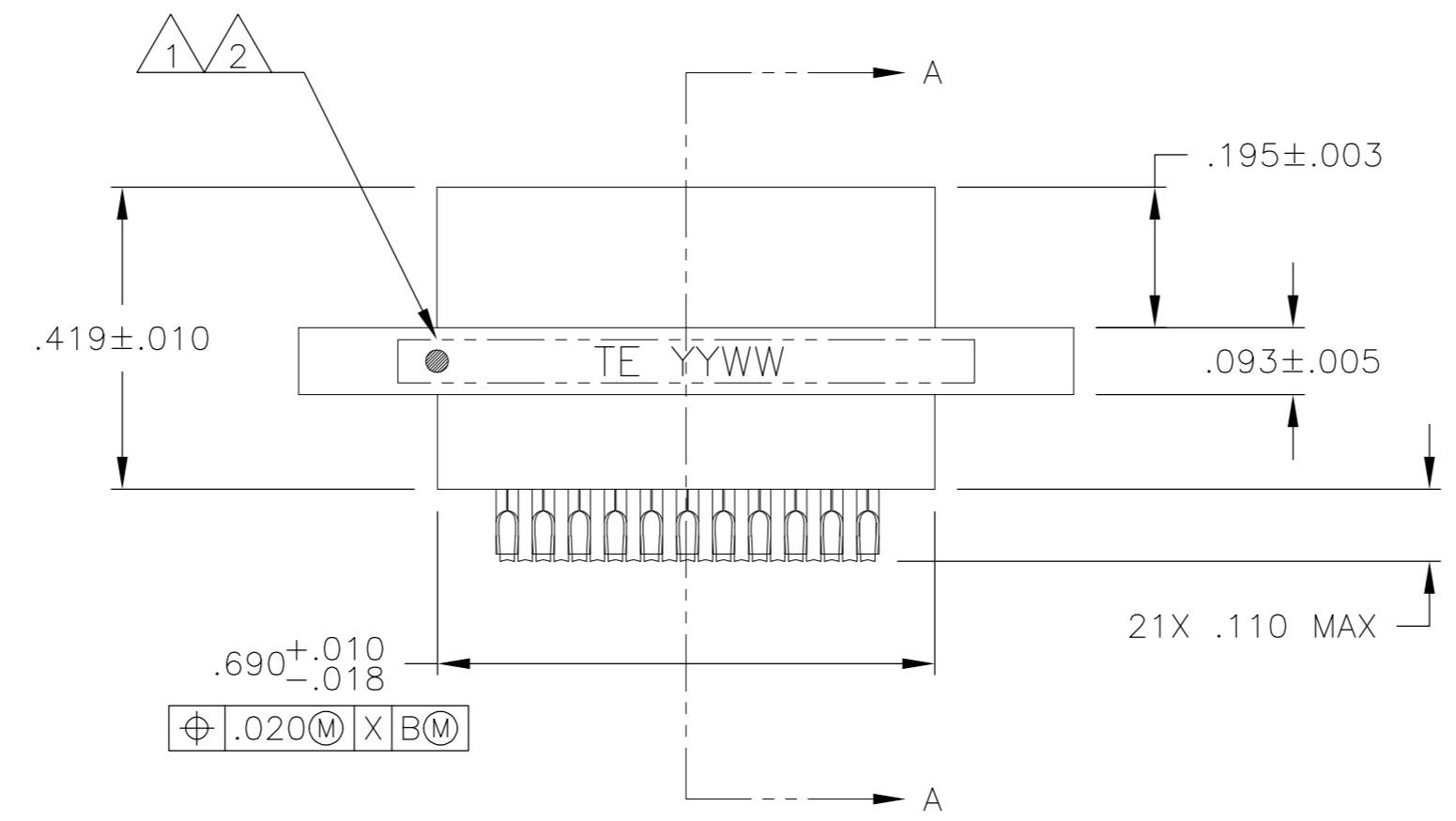
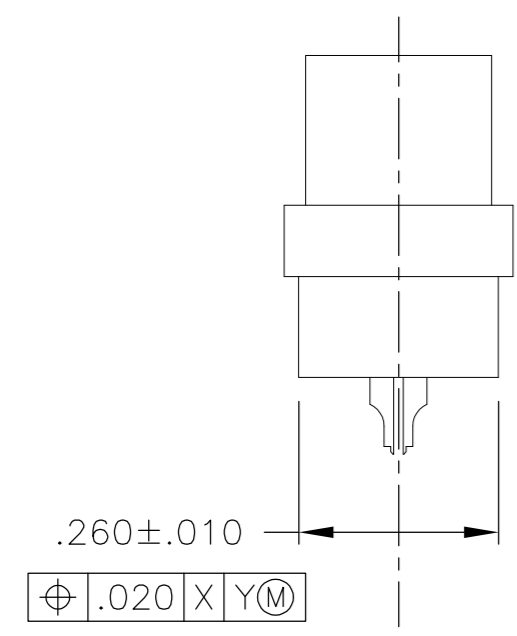
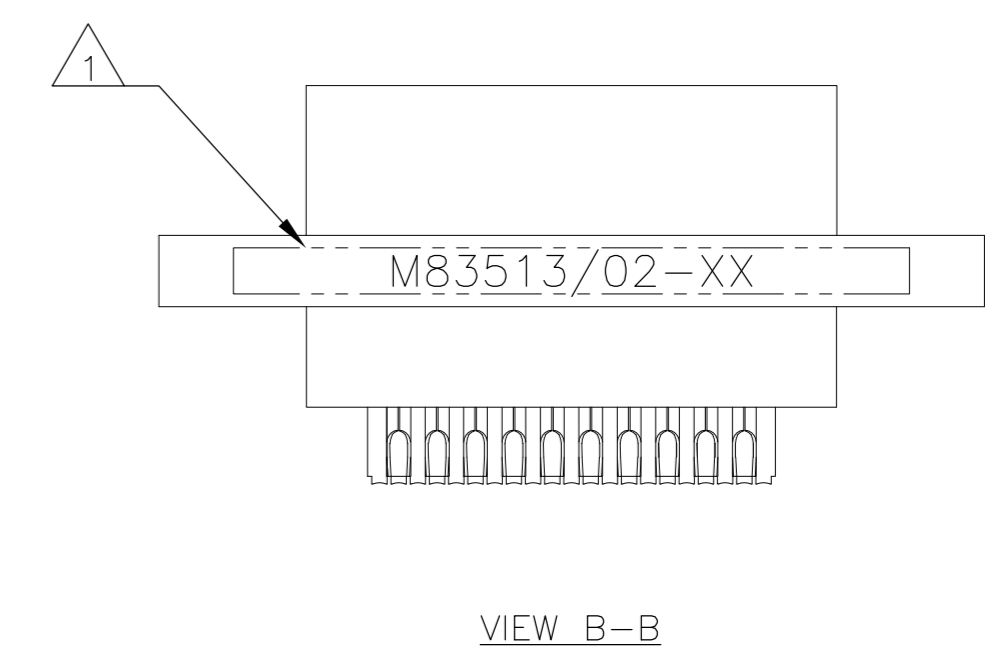
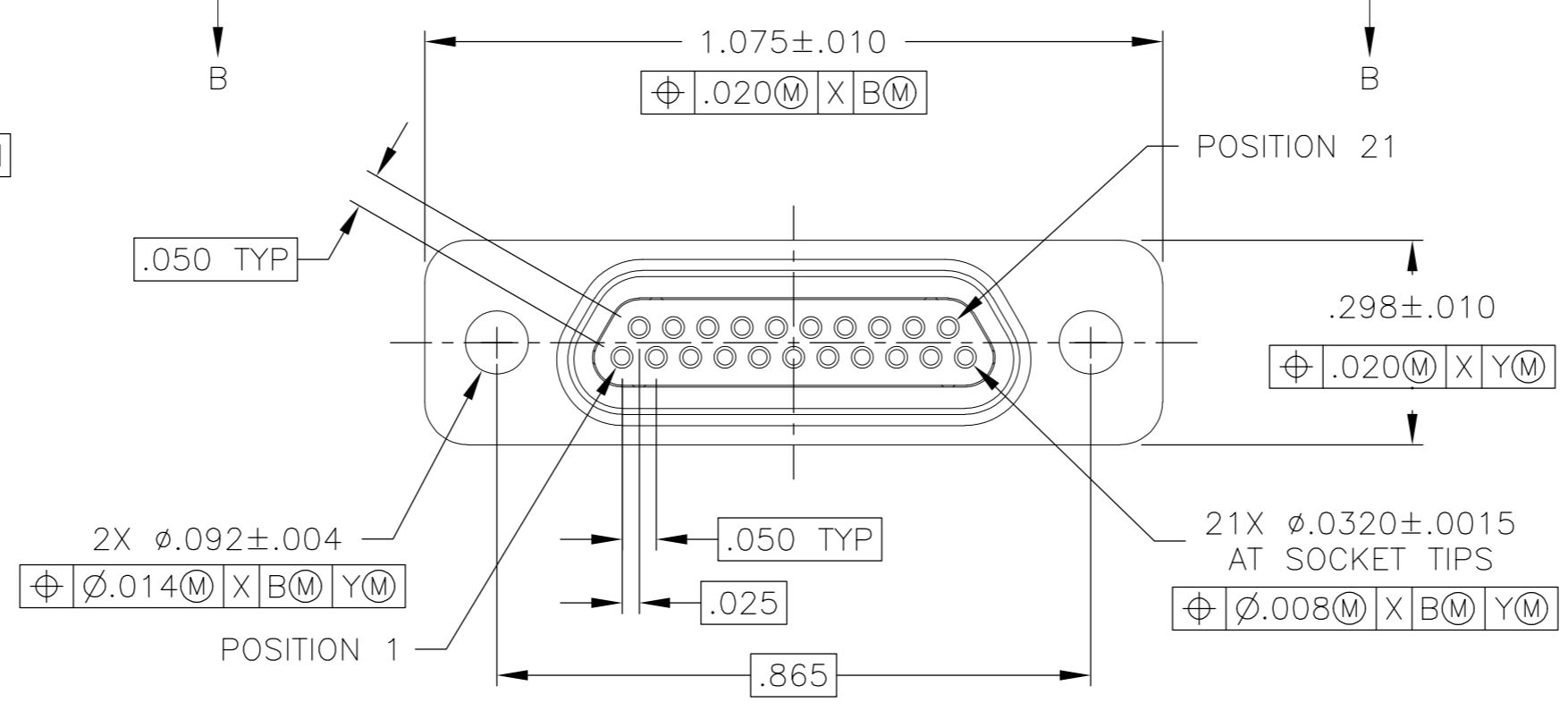
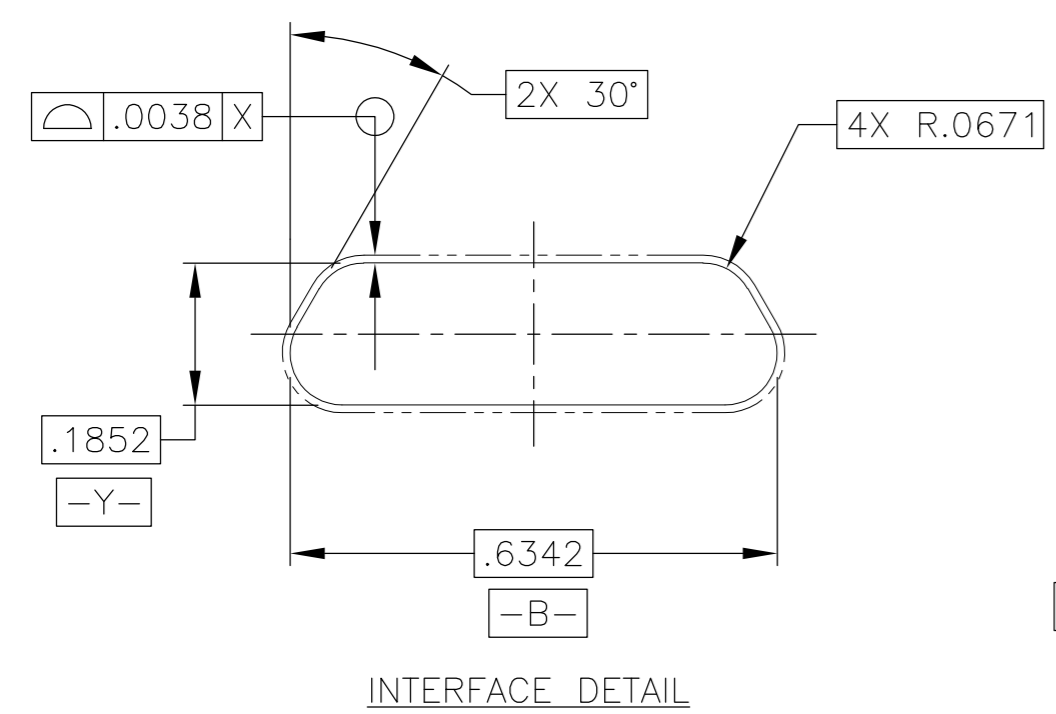


THIS DRAWING IS UNPUBLISHED. RELEASED FOR PUBLICATION
 © COPYRIGHT - By - ALL RIGHTS RESERVED.

REVISIONS					
P	LTR	DESCRIPTION	DATE	DWN	APVD
B		UPDATE PER ECO-16-002588	24 FEB 16	CAS	CAS



- 1 CONNECTOR SHALL BE MARKED IN ACCORDANCE WITH METHOD I OF MIL-STD-1285. MARKING SHALL CONTAIN THE MILITARY PIN, CAGE CODE (OR TE), AND DATE CODE. EXAMPLE: M83513/02-XX TE YYWW (WHERE XX IS PART OF THE PIN SHOWN IN THE "MIL-DTL-83513" COLUMN OF THE PART NUMBER TABLE, AND YYWW IS THE DATE CODE). FOR THE SIZE 21 RECEPTACLE, THE MARKING MUST BE PRINTED ON BOTH SIDES OF THE FLANGE. TEXT HEIGHT SHALL BE .035 INCH MINIMUM.
- 2 POSITION 1 SHALL BE INDICATED BY AN IDENTIFIABLE MARK, LOCATED APPROXIMATELY AS SHOWN ON THE POSITION 1 SIDE OF THE CONNECTOR FLANGE. THIS MARK SHALL BE INCLUDED AS PART OF THE PART MARKING INFORMATION.
- 3 EPOXY ENCAPSULATION. EPOXY MAY WICK .050 INCH MAX FOR SOLDER CUPS.
- 4 ALL DIMENSIONS AND REQUIREMENTS ARE PER MIL-DTL-83513/2
- 5 CHAMFER ON SOLDER POTS ARE PARALLEL WITH THE SIDE OF CONNECTOR WITHIN 10°

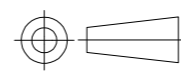

THIS DRAWING IS A CONTROLLED DOCUMENT.		DWN B. ROMANCHUK	03 SEP 08		TE Connectivity	
DIMENSIONS: INCHES		CHK	-		NAME	
TOLERANCES UNLESS OTHERWISE SPECIFIED:		APVD M. STORRY		PRODUCT SPEC		
0 PLC ± - 1 PLC ± - 2 PLC ± .010 3 PLC ± .005 4 PLC ± - ANGLES ± 1°		APPLICATION SPEC		RECEPTACLE ASSEMBLY, MICRO-D PER MIL-DTL-83513/02, MCKS SERIES, 21 POSITION		
MATERIAL SEE NOTES		WEIGHT		SIZE A2	CAGE CODE 98278	DRAWING NO 1532203
FINISH		CUSTOMER DRAWING		RESTRICTED TO	-	
		SCALE 4:1		SHEET 1 of 2	REV B	

THIS DRAWING IS UNPUBLISHED. RELEASED FOR PUBLICATION
 © COPYRIGHT - By - ALL RIGHTS RESERVED.

REVISIONS				
P	LTR	DESCRIPTION	DATE	APVD
-	-	SEE SHEET 1	-	-

TE	\triangle 1		
PART NUMBER	MIL-DTL-83513 PIN	MICRODOT P/N	MCKS DESCRIPTION
1532203-1	M83513/02-CN	094-6326-0000	MCKS-N1-B-21SS
1532203-2	M83513/02-CC	094-6336-0000	MCKS-C2-B-21SS

THIS DRAWING IS A CONTROLLED DOCUMENT.

DIMENSIONS: INCHES 		TOLERANCES UNLESS OTHERWISE SPECIFIED: 0 PLC ± - 1 PLC ± - 2 PLC ± - 3 PLC ± - 4 PLC ± - ANGLES ± - FINISH -	DWN B. ROMANCHUK 03 SEP 08 CHK - -		 TE Connectivity	
			APVD M. STORRY 03 SEP 08 PRODUCT SPEC - APPLICATION SPEC -			NAME RECEPTACLE ASSEMBLY, MICRO-D PER MIL-DTL-83513/02, MCKS SERIES, 21 POSITION
MATERIAL -	WEIGHT -	SCALE 4:1	SIZE A2	CAGE CODE 98278	DRAWING NO. 1532203	RESTRICTED TO -
CUSTOMER DRAWING					SHEET 2 OF 2	REV B

1532203