



EP7 Power Transformer

AEP7-4683

- EP7 SMD Package
- Reflow Condition: Maximum reflow temperature is 250°C/-5°C, time is 30s (Refer to IPC/JEDEC J-STD-020C Standard)
- Operating Temperature Range: -40°C to +125°C

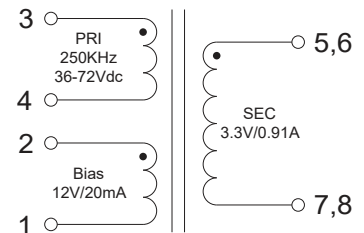
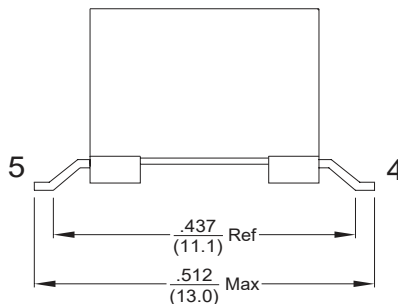
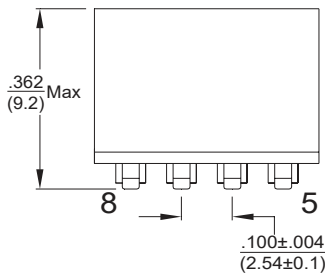


Electrical Specifications @25°C				
Inductance 100KHz, 0.1V Idc = 0A (3 - 4)	Inductance 100KHz, 0.1V Idc = 0.3A (3 - 4)	Leakage Inductance @ 100KHz, 0.1V (3 - 4) (Short Pins 2+1, 5+6+7+8)	Turns Ratio @Un-Gapped Core (3 - 4) : (2 - 1)	Turns Ratio @Un-Gapped Core (3 - 4) : (5,6 - 7,8)
310µH ±10%	279µH Min	4.75µH Max	1 : 0.7 ±3%	1 : 0.19 ±3%
Electrical Specifications @25°C				
DCR (3 - 4) Ω Max	DCR (2 - 1) Ω Max	DCR (5,6 - 7,8) Ω Max	Isolation Voltage @60Sec Pri & Bias - Sec	Isolation Voltage @60Sec Pri - Bias
1.02	2.01	0.033	1500VAC	500VAC

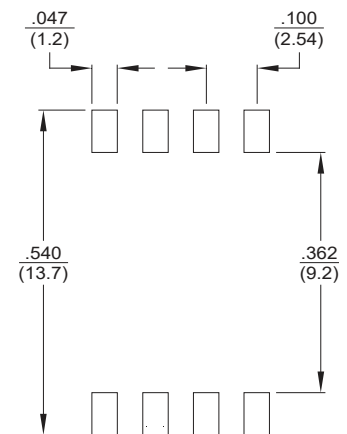
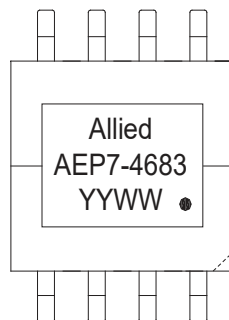
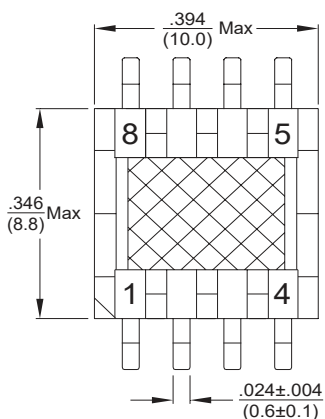
All specifications subject to change without notice.

MECHANICAL

Dimensions: inches (mm)



SCHEMATIC



PCB LAYOUT