

Printed-circuit board connector - GMSTB 2,5/12-ST-15,24-1 - 1778438

Please be informed that the data shown in this PDF Document is generated from our Online Catalog. Please find the complete data in the user's documentation. Our General Terms of Use for Downloads are valid (<http://phoenixcontact.com/download>)

Plug component, Nominal current: 12 A, Rated voltage (III/2): 630 V, Number of positions: 12, Pitch: 7.62 mm, Connection method: Screw connection, Color: green, Contact surface: Tin

Key commercial data

| | |
|--------------------------------------|-----------|
| Packing unit | 1 pc |
| Weight per Piece (excluding packing) | 17.37 GRM |
| Custom tariff number | 85366990 |
| Country of origin | Germany |

Technical data

Dimensions

| | |
|-------------|----------|
| Pitch | 7.62 mm |
| Dimension a | 83.82 mm |

General

| | |
|---|---------------------|
| Range of articles | GMSTB 2,5/..-ST |
| Insulating material group | I |
| Rated surge voltage (III/3) | 6 kV |
| Rated surge voltage (III/2) | 6 kV |
| Rated surge voltage (II/2) | 6 kV |
| Rated voltage (III/3) | 400 V |
| Rated voltage (III/2) | 630 V |
| Rated voltage (II/2) | 1000 V |
| Connection in acc. with standard | EN-VDE |
| Nominal current I_N | 12 A |
| Nominal cross section | 2.5 mm ² |
| Insulating material | PA |
| Inflammability class according to UL 94 | V0 |
| Internal cylindrical gage | A3 |
| Stripping length | 7 mm |
| Number of positions | 12 |
| Screw thread | M3 |
| Tightening torque, min | 0.5 Nm |
| Tightening torque max | 0.6 Nm |

Printed-circuit board connector - GMSTB 2,5/12-ST-15,24-1 - 1778438

Technical data

Connection data

| | |
|---|----------------------|
| Conductor cross section solid min. | 0.2 mm ² |
| Conductor cross section solid max. | 2.5 mm ² |
| Conductor cross section stranded min. | 0.2 mm ² |
| Conductor cross section stranded max. | 2.5 mm ² |
| Conductor cross section stranded, with ferrule without plastic sleeve min. | 0.25 mm ² |
| Conductor cross section stranded, with ferrule without plastic sleeve max. | 2.5 mm ² |
| Conductor cross section stranded, with ferrule with plastic sleeve min. | 0.25 mm ² |
| Conductor cross section stranded, with ferrule with plastic sleeve max. | 2.5 mm ² |
| Conductor cross section AWG/kcmil min. | 24 |
| Conductor cross section AWG/kcmil max | 12 |
| 2 conductors with same cross section, solid min. | 0.2 mm ² |
| 2 conductors with same cross section, solid max. | 1 mm ² |
| 2 conductors with same cross section, stranded min. | 0.2 mm ² |
| 2 conductors with same cross section, stranded max. | 1.5 mm ² |
| 2 conductors with same cross section, stranded, ferrules without plastic sleeve, min. | 0.25 mm ² |
| 2 conductors with same cross section, stranded, ferrules without plastic sleeve, max. | 1 mm ² |
| 2 conductors with same cross section, stranded, TWIN ferrules with plastic sleeve, min. | 0.5 mm ² |
| 2 conductors with same cross section, stranded, TWIN ferrules with plastic sleeve, max. | 1 mm ² |
| Minimum AWG according to UL/CUL | 30 |
| Maximum AWG according to UL/CUL | 12 |

Classifications

eCl@ss

| | |
|------------|----------|
| eCl@ss 4.0 | 272607xx |
| eCl@ss 4.1 | 27260701 |
| eCl@ss 5.0 | 27260701 |
| eCl@ss 5.1 | 27141190 |
| eCl@ss 6.0 | 27260704 |
| eCl@ss 7.0 | 27440402 |
| eCl@ss 8.0 | 27440402 |

ETIM

| | |
|----------|----------|
| ETIM 3.0 | EC001121 |
| ETIM 4.0 | EC002638 |

Printed-circuit board connector - GMSTB 2,5/12-ST-15,24-1 - 1778438

Classifications

ETIM

| | |
|----------|----------|
| ETIM 5.0 | EC002638 |
|----------|----------|

UNSPSC

| | |
|---------------|----------|
| UNSPSC 6.01 | 30211810 |
| UNSPSC 7.0901 | 39121409 |
| UNSPSC 11 | 39121409 |
| UNSPSC 12.01 | 39121409 |
| UNSPSC 13.2 | 39121409 |

Approvals

Approvals


Approvals


CSA / UL Recognized / cUL Recognized / GOST / cULus Recognized

Ex Approvals

Approvals submitted

Approval details


| | |
|---|-------|
| CSA  | |
| mm ² /AWG/kcmil | 28-12 |
| Nominal current IN | 5 A |
| Nominal voltage UN | 600 V |


| | | |
|---|-------|-------|
| UL Recognized  | | |
| | B | C |
| mm ² /AWG/kcmil | 30-12 | 30-12 |
| Nominal current IN | 15 A | 15 A |


Printed-circuit board connector - GMSTB 2,5/12-ST-15,24-1 - 1778438

Approvals

| | B | C |
|--------------------|-------|-------|
| Nominal voltage UN | 600 V | 600 V |

| cUL Recognized  | | |
|--|-------|-------|
| | B | C |
| mm ² /AWG/kcmil | 30-12 | 30-12 |
| Nominal current I _N | 15 A | 15 A |
| Nominal voltage UN | 600 V | 600 V |

| | | |
|--|--|--|
| GOST  | | |
|--|--|--|

| | | |
|---|--|--|
| cULus Recognized  | | |
|---|--|--|