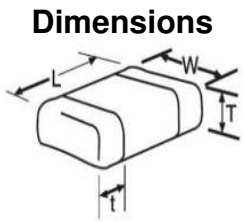


# KAM15CT70J106KT Datasheet

(0603 6.3 V X7T 10uF ±10%)



## Dimensions

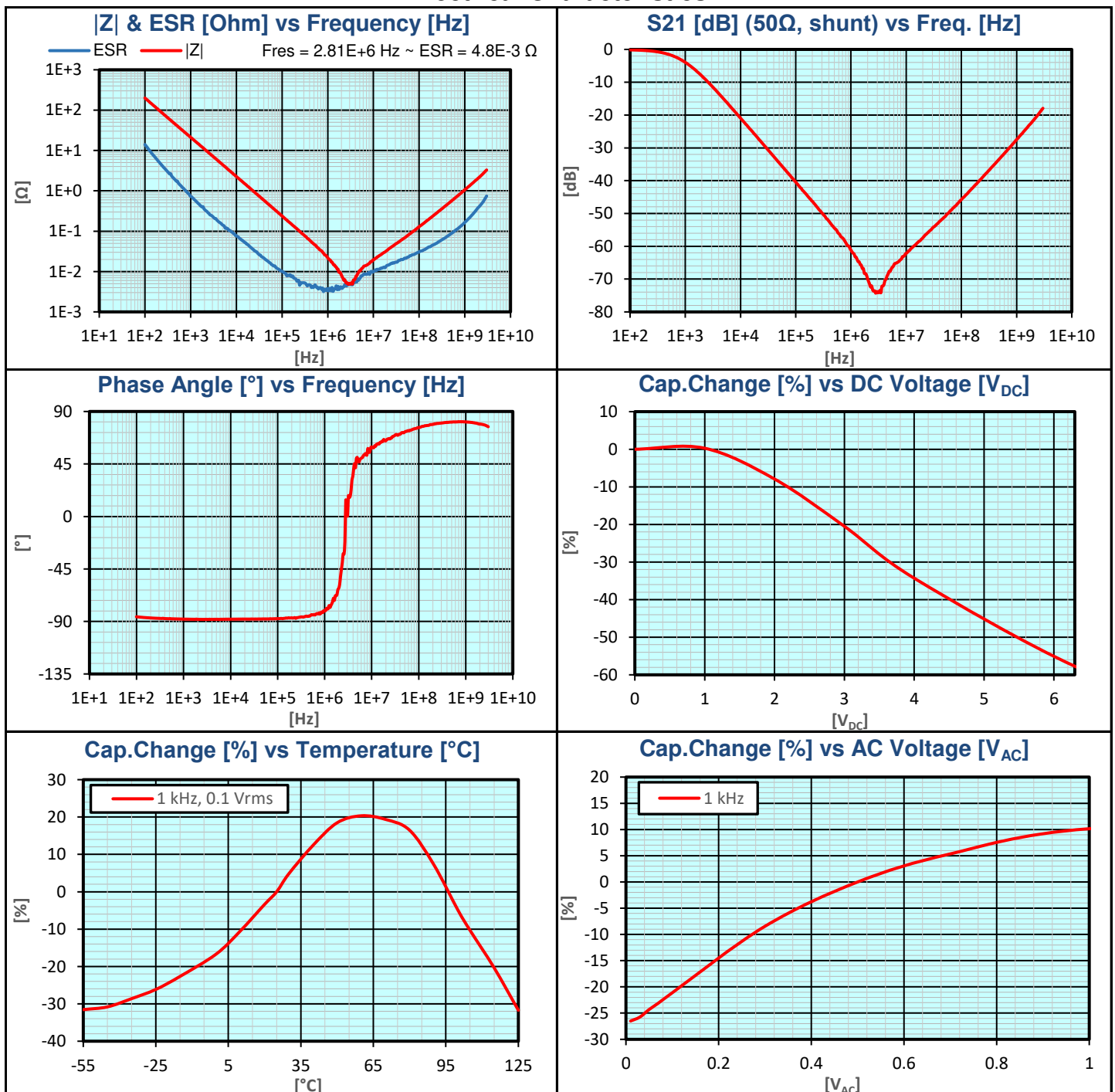
	millimetres	inches
L	1.6 ± 0.2	0.063 ± 0.008
W	0.8 ± 0.2	0.031 ± 0.008
T max.	1	0.039
t	0.4 ± 0.2	0.016 ± 0.008

## Basic Specifications

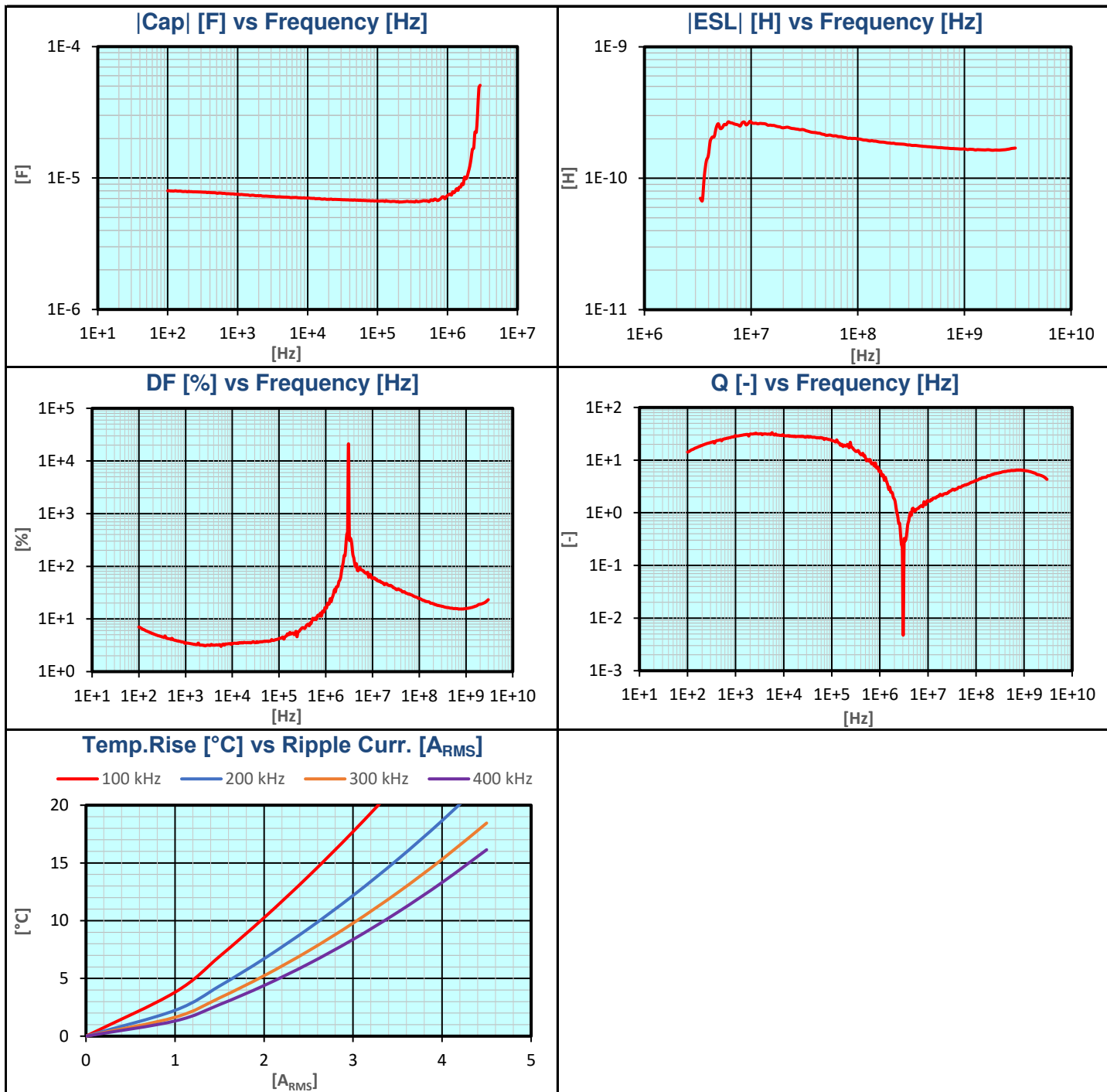
Item	Unit	Spec.	Conditions
Capacitance	uF	9 to 11	@ 1 kHz, 0.5 Vrms
DF	%	12.5 max.	@ 1 kHz, 0.5 Vrms
IR	MΩ	5 min.	@ 6.3 Vdc, t = 60 s

Operating Temperature	-55°C to +125°C
Dielectric	X7T
Product Level	AEC-Q200
RoHS Compliant	Yes
Termination	Sn

## Electrical Characteristics



## Electrical Characteristics



# KAM15CT70J106KT Datasheet

(0603 6.3 V X7T 10uF ±10%)

## Part Number Information

K		G		M		21		C		R5		1E		103		K		T		####	
Symbol:	Product Level:	Requirement:		Code:	EIA:	Thickness:	Dielectric:	Multiplier:	Base:	Capacitance:	Tolerance:	Packing:	Optional:								
KAVX	G General	M Standard		02	01005	See catalog for list of codes	CG C0G	0 1x	A 1	(2 significant digits + no of zeros)	A ± 0.05 pF	H	See catalog for optional codes								
	A Automotive (AEC Q200)	U Hi-Q (Special function)		03	0201		R5 X5R	1 10x	N 1.5		B ± 0.1 pF	T									
	M Medical	L Low inductance reverse Geometry		05	0402		S6 X6S	2 100x	D 2	<b>Examples:</b>	C ± 0.25 pF	U	Φ 180 (7 inch)*								
		A Low Inductance LGA		15	0603		T6 X6T	3 1000x	E 2.5	100 – 10 pF	D ± 0.5 pF	Y									
		F Flexiterm (Special function/structure)		21	0805		R7 X7R			102 = 1000 pF	F ± 1 %	V	Φ 330 (13 inch)*								
		S Flexisafe (Special function/structure)		31	1206		S7 X7S			224 = 220 nF	G ± 2 %	M									
		G Gold Termination (Special Structure)		32	1210		T7 X7T			105 = 1 μF	J ± 5 %	L	K								
		C IDC (Special structure)		42	1808		R8 X8R				K ± 10 %	N									
		Q Ultra Low ESR		43	1812		L8 X8L				M ± 20 %	K	S								
				44	1825		G8 X8G					N									
				55	2220		V5 Y5V					X	Waffle pack								
				56	2225																
				91	3640																

Note:  
\* See catalog for more information.

**NOTICE:** Specifications are subject to change without notice. All statements, information and data given herein are believed to be accurate and reliable, but are presented without guarantee or responsibility of any kind, expressed or implied. Specifications are typical and may not apply to all applications.