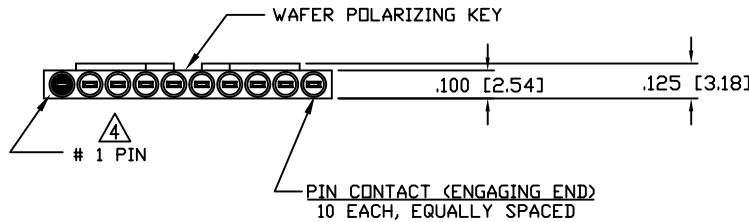
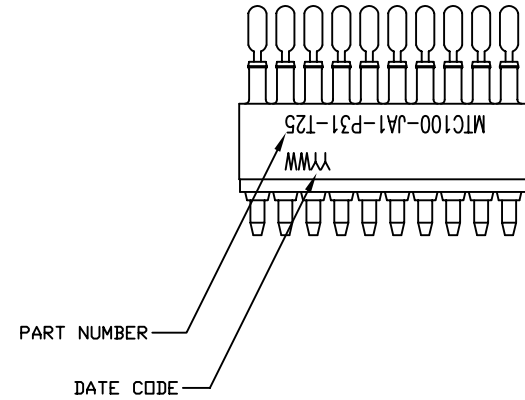
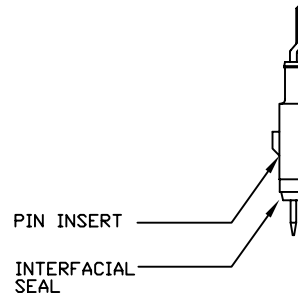
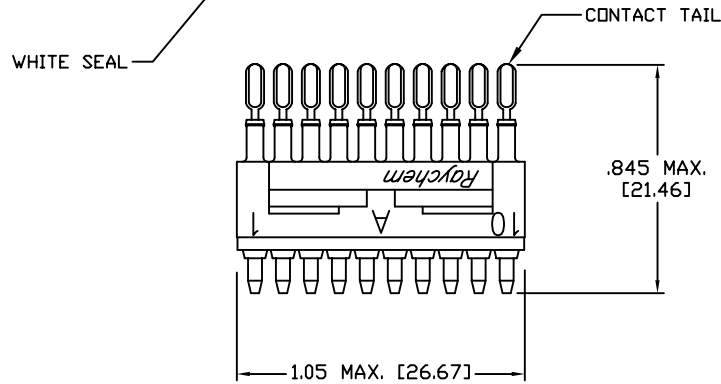
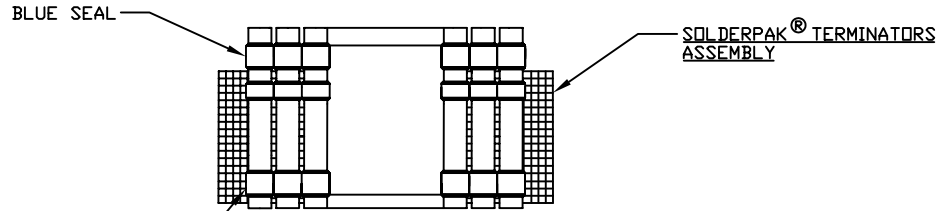


THIS DRAWING AND THE INFORMATION SET FORTH HEREON ARE OF TYCO ELECTRONICS CORPORATION AND ARE TO BE HELD IN TRUST AND CONFIDENCE. PUBLICATION, DUPLICATION, DISCLOSURE OR USE FOR ANY PURPOSE NOT EXPRESSLY AUTHORIZED IN WRITING BY TYCO ELECTRONICS CORPORATION IS PROHIBITED.

REVISIONS			
LTR	DESCRIPTION	DATE	APPROVED
B	REDRAWN AND UPDATED PER DCR# C040391	FEB-5-04	M.HIGGY



NOTES:

- MATERIAL:
 - A) PIN INSERT HIGH GRADE POLYARYLENE THERMOPLASTIC.
 - B) PIN CONTACT COPPER ALLOY (BRASS) PER ASTM B36
 - C) INTERFACIAL SEAL SILICONE ELASTOMER PER MIL-R-25988
 - D) SOLDERPAK® TERMINATORS ASSEMBLY REFER TO RAYCHEM DWG. CTA-0226 FOR DATA.

- FINISH:
 - A) PIN INSERT AS MOLDED.
 - B) PIN CONTACT (ENGAGING END) GOLD PLATE PER ASTM B488
 - C) CONTACT TAIL SOLDER COATED PER J-STD-006 (Sn96)

3. THIS PIN INSERT MEETS THE REQUIREMENTS OF RAYCHEM SPECIFICATION C-6111.

4. NUMBER ONE PIN POSITION IS MARKED AS SHOWN IN CONTRASTING COLOR ON INTERFACIAL SEAL.

If this document is printed it becomes uncontrolled.
Check for the latest revision.

SPECIFICATION CONTROL DRAWING

UNLESS OTHERWISE SPECIFIED DIMENSIONS ARE IN INCHES. METRIC DIMENSIONS ARE IN BRACKETS. DECIMALS .XXX ±.005 { .13 mm } .XX ±.02 { .51 mm } ANGLES .X ± WEIGHT: .0045 LB. MAXIMUM 2.04 GRAMS MAXIMUM	DRAWN	ZS.ORBAN	JAN/19/04		TYCO ELECTRONICS 300 Constitution Drive Menlo Park, CA. 94025 USA	
	CHECKED					
	APPROVED			TITLE KIT, 1" PIN INSERT "A" WITH SOLDERPAK® TERMINATORS, FOR ROUND WIRE (20-26 AWG), 150°C TEMPERATURE RATING MTC100 SERIES (SN96)		
	APPROVED	M.HIGGY	JAN/19/04	SIZE A CAGE CODE: 06090 DO NOT SCALE THIS DRAWING	DWG. NO. MTC100-JA1-P31-T25	REV B
CAD NAME	C040391.DWG		THIRD ANGLE PROJECTION			SHEET 1 OF 1

DWG NO. MTC100-JA1-P31-T25 SHEET 1