
PXle-8840 Quad Core Specifications

2023-05-10



Contents

PXIe-8840Quad-Core Specifications..... 3

PXIe-8840Quad-Core Specifications



Note Specifications are subject to change without notice.



Caution Using the PXIe-8840Quad-Core controller in a manner not described in this user manual can impair the protection the controller provides.

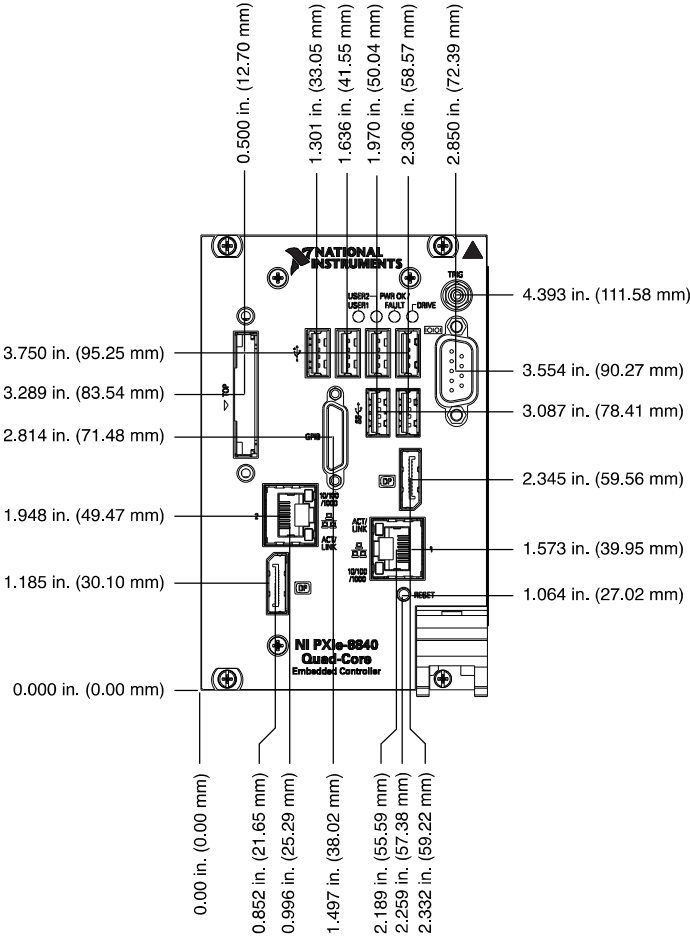
Features

| PXIe-8840Quad-Core | |
|--|--|
| CPU | Intel® Core™ i7 5700EQ (2.6 GHz quad-core processor) |
| On-die last level cache | 6 MB |
| Single-Channel 1600 MHz DDR3L RAM, PC3 12800 | 4 GB standard, 8 GB maximum |
| Hard Drive | 320 GB Serial ATA, minimum* |
| Ethernet | Two 10/100/1000 BaseT ports |
| PXI Express 4 Link Configuration | x4, x4, x4, x4 |
| PXI Express 2 Link Configuration | x8, x8 |
| GPIO (IEEE 488 Controller) | Yes |
| Serial Port (RS-232) | Yes (1) |
| Parallel Port | No |
| Hi-Speed USB (2.0) Ports | Yes (4) |
| SuperSpeed USB (3.0) Ports | Yes (2) |
| ExpressCard/34 Slot (available on the PXIe-8840Quad-Core ExpressCard variant only) | Yes |
| PS/2 Keyboard/Mouse Connector | No |
| PXI Trigger Bus Input/Output | Yes |
| Installed Operating System | Windows 7 Professional |
| * Extended-temperature 24/7 option provides 80 GB minimum SATA solid-state drive. | |


Front Panel Dimensions

The following figure shows the front panel layout and dimensions of the PXIe-8840Quad-Core. Dimensions are in inches (millimeters).

Figure 1. PXIe-8840Quad-Core Front Panel Layout and Dimensions



Electrical

 **Note** Does not include any attached USB devices or ExpressCard.

| Voltage (V) | Current (Amps) Typical | Current (Amps) Maximum |
|-------------|------------------------|------------------------|
| +3.3 V | 1.68 A | 2.82 A |

| Voltage (V) | Current (Amps) Typical | Current (Amps) Maximum |
|---------------------|------------------------|------------------------|
| +5 V | 1.99 A | 3.63 A |
| +12 V | 5.19 A | 8.79 A |
| -12 V | 0 A | 0 A |
| +5 V _{Aux} | 0.20 A | 0.35 A |

Physical

| | |
|-------------------|--|
| Board dimensions | Four-wide 3U PXI Express module |
| Slot requirements | One system slot plus three controller expansion slots |
| Compatibility | Fully compatible with PXI Express Specification 1.0 |
| Weight | 1.32 kg (2.91 lb) typical |

Environmental

| | |
|------------------|---------------------------------------|
| Maximum altitude | 2,000 m (800 mbar) (at 25 °C ambient) |
| Pollution Degree | 2 |

Indoor use only.

Operating Environment



Caution The operating temperature must not be exceeded, even when used in a chassis with a higher temperature range.

| | |
|-----------------------------|--|
| Ambient temperature range | 5 °C to 50 °C (Tested in accordance with IEC-60068-2-1 and IEC-60068-2-2. Meets MIL-PRF-28800F Class 3 high temperature limit.) |
| Extended temperature option | 0 °C to 55 °C (Tested in accordance with IEC-60068-2-1 and IEC-60068-2-2. Meets MIL-PRF-28800F Class 3 low temperature limit and MIL-PRF-28800F Class 2 high temperature limit.) |
| Relative humidity range | 10% to 90%, noncondensing (Tested in accordance with IEC-60068-2-56.) |

Storage Environment

| | |
|-----------------------------|--|
| Ambient temperature range | -40 °C to 65 °C (Tested in accordance with IEC 60068-2-1 and IEC 60068-2-2. Meets MIL-PRF-28800F Class 3 low temperature limit.) |
| Extended Temperature Option | -40 °C to 71 °C (Tested in accordance with IEC 60068-2-1 and IEC 60068-2-2. Meets MIL-PRF-28800F Class 3 limits.) |
| Relative humidity range | 5% to 95%, noncondensing (Tested in accordance with IEC 60068-2-56.) |

Shock and Vibration

| | |
|-------------------------|--|
| Operating shock | 30 g peak, half-sine, 11 ms pulse (Tested in accordance with IEC 60068-2-27. Meets MIL-PRF-28800F Class 2 limits.) |
| Random vibration | |
| Operating | 5 Hz to 500 Hz, 0.3 g _{rms} (with solid-state hard drive) |

| | |
|--------------|---|
| Nonoperating | 5 Hz to 500 Hz, 2.4 g _{rms} (Tested in accordance with IEC 60068-2-64. Nonoperating test profile exceeds the requirements of MIL-PRF-28800F, Class 3.) |
|--------------|---|

Safety

This product is designed to meet the requirements of the following standards of safety for information technology equipment:

- IEC 61010-1, EN 61010-1
- UL 61010-1, CSA 61010-1



Note For UL and other safety certifications, refer to the product label or the [Online Product Certification](#) section.

Electromagnetic Compatibility

This product meets the requirements of the following EMC standards for electrical equipment for measurement, control, and laboratory use:

- EN 61326-1 (IEC 61326-1): Class A emissions; Basic immunity
- EN 55011 (CISPR 11): Group 1, Class A emissions
- EN 55022 (CISPR 22): Class A emissions
- EN 55024 (CISPR 24): Immunity
- AS/NZS CISPR 11: Group 1, Class A emissions
- AS/NZS CISPR 22: Class A emissions
- FCC 47 CFR Part 15B: Class A emissions
- ICES-001: Class A emissions



Note In the United States (per FCC 47 CFR), Class A equipment is intended for use in commercial, light-industrial, and heavy-industrial

locations. In Europe, Canada, Australia and New Zealand (per CISPR 11) Class A equipment is intended for use only in heavy-industrial locations.



Note Group 1 equipment (per CISPR 11) is any industrial, scientific, or medical equipment that does not intentionally generate radio frequency energy for the treatment of material or inspection/analysis purposes.



Note For EMC declarations and certifications, and additional information, refer to the **Online Product Certification** section.

CE Compliance

This product meets the essential requirements of applicable European Directives, as follows:

- 2014/35/EU; Low-Voltage Directive (safety)
- 2014/30/EU; Electromagnetic Compatibility Directive (EMC)

Online Product Certification

Refer to the product Declaration of Conformity (DoC) for additional regulatory compliance information. To obtain product certifications and the DoC for this product, visit ni.com/certification, search by model number or product line, and click the appropriate link in the Certification column.


Environmental Management

NI is committed to designing and manufacturing products in an environmentally responsible manner. NI recognizes that eliminating certain hazardous substances from our products is beneficial to the environment and to NI customers.


For additional environmental information, refer to the **Engineering a Healthy Planet** web page at ni.com/environment. This page contains the environmental

regulations and directives with which NI complies, as well as other environmental information not included in this document.


EU and UK Customers

-  **Waste Electrical and Electronic Equipment (WEEE)**—At the end of the product life cycle, all NI products must be disposed of according to local laws and regulations. For more information about how to recycle NI products in your region, visit ni.com/environment/weee.

Battery Replacement and Disposal

-  **Battery Directive**—This product contains a long-life coin cell battery. If you need to replace it, use the Return Material Authorization (RMA) process or contact an authorized NI service representative. For more information about compliance with the EU Battery Directive 2006/66/EC about Batteries and Accumulators and Waste Batteries and Accumulators, visit ni.com/environment/batterydirective.

电子信息产品污染控制管理办法（中国 RoHS）

-  **中国 RoHS**—NI 符合中国电子信息产品中限制使用某些有害物质指令(RoHS)。关于 NI 中国 RoHS 合规性信息，请登录 ni.com/environment/rohs_china。(For information about China RoHS compliance, go to ni.com/environment/rohs_china.)

375447A-01