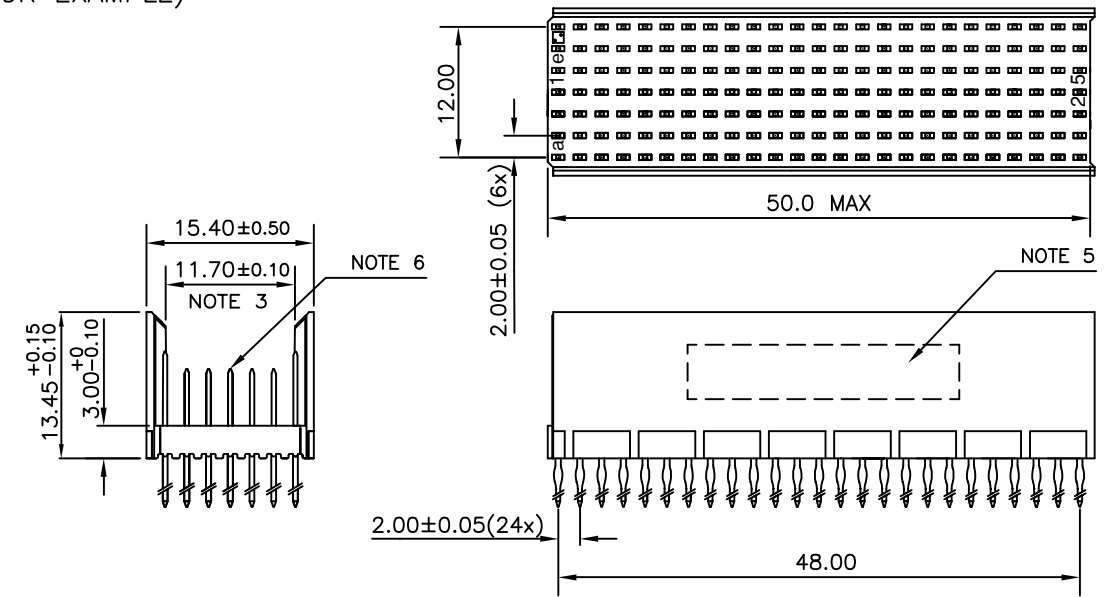


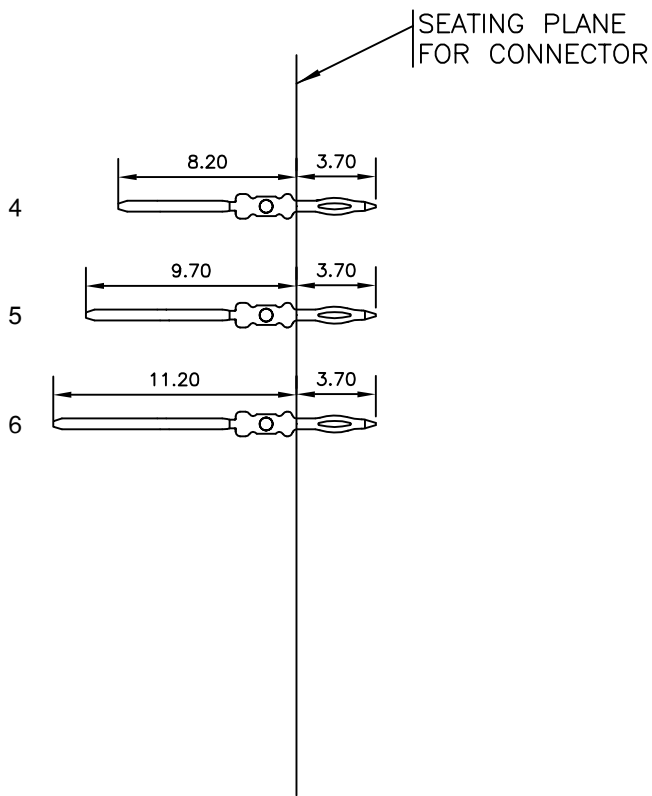
LOADING PATTERN MATING SIDE

f	6	6	6	6	6	6	6	6	6	6	6	6	6	6	6	6	6	6	6	6	6		
e	4	4	4	4	6	4	5	4	4	4	4	4	4	4	4	4	5	4	6	4	4		
d	4	6	4	5	4	6	4	6	4	6	4	4	4	4	4	4	4	6	4	6	4		
c	4	4	4	4	4	4	4	4	4	4	4	4	4	4	4	4	4	4	4	4	4		
b	4	4	5	4	5	4	5	4	5	4	5	4	4	4	4	4	5	4	5	4	5		
a	4	5	4	6	4	6	4	6	4	6	4	4	4	4	4	4	4	6	4	6	4		
z	6	6	6	6	6	6	6	6	6	6	6	6	6	6	6	6	6	6	6	6	6		
POS	01				05					10					15					20			25

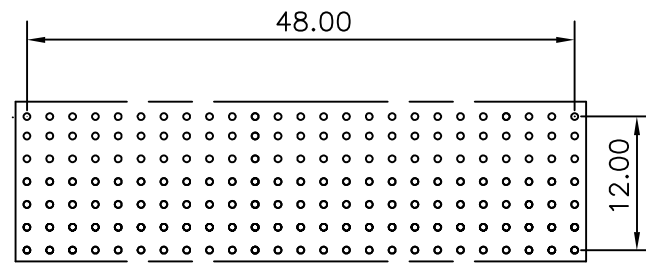
LOADED CONNECTOR ASSEMBLY (FOR EXAMPLE)



CONTACT OVERVIEW



LAY-OUT P.C.B.-HOLE



HM2P08PDN151 LEAD FREE INDICATOR : LF = LEAD FREE (DIGIT 15 & 16)

PLATING CODE (DIGIT 13 AND 14) (REF DRW NO. BS,C , 201844 , 003)

NOTES

- THIS PRODUCT IS CSA APPROVED.
- THIS PRODUCT IS UL RECOGNIZED.
- MEASURED AT THE BOTTOM.
- MATERIAL CONTACT: PHOSPHORBRONZE
HOUSING: CREAM WHITE GLASS FILLED POLYESTER UL-94V0
- CONNECTOR PRINTED WITH P/N AND DATE CODE.
- FOR ACTUAL CONTACT LOADINGS, SEE LOADING PATTERN MATING SIDE.
- SHAPE OF CONNECTOR HOUSING CAN ALTER DEPENDING ON PRODUCTION LOCATION
- THE PRODUCT (LF) MEETS EUROPEAN UNION DIRECTIVES AND OTHER COUNTRY REGULATIONS AS DESCRIBED IN GS-22-008
- FOR RECOMMENDED PTH DIMENSIONS REFER DRAWING : BS, A , 201572 , 001

CATALOG NO: HM2P08PDN151 - - -

mat'l. code SEE NOTE 4			surface ISO 1302 ✓	tolerance ISO 406 ISO 1101	projection MM	product family MILLIPACS		
ltr	ecn no	dr	date	tolerances unless otherwise specified		title		
A	105-0207	MINI	2005-10-27	angles	linear	MPACS 5+2R STR HDR PF CONN TYPE B		
B	106-0122	MINI	2006-07-20	0°±1°				
sheet index			revision sheet	B	1	scale -		
dr			MINI K VANDANATH	2005-10-27	sheet 1 of 1 size 5 BS, C ,203028,306 A3			
enr			BIJU K PAUL	2005-10-27				
chr			BIJU K PAUL	2006-07-20				
appd			BIJU K PAUL	2006-07-20	type Product Customer Drawing			



FCIconnect.com

Copyright FCI