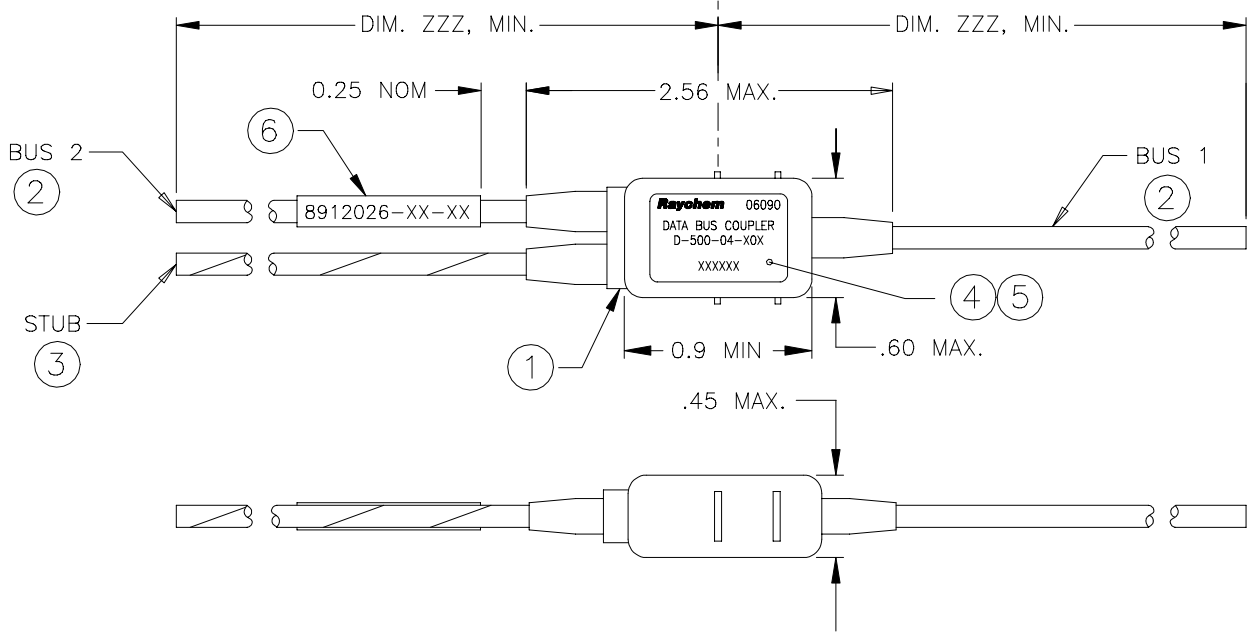


REVISIONS			
REV	DESCRIPTION	DATE	APPROVED
A	RELEASED PER ECN T-28334	00NOV14	TR

**If this document is printed it becomes uncontrolled.
Check for the latest revision.**



COMPONENT NUMBER

D-500-04-XOX[-ZZZ]

CABLE CLASS
(LETTERS A THROUGH E AS DEFINED
IN USAF DRAWING NUMBER 8912026)

LENGTH OF CABLE IN INCHES
REQUIREMENT IS 12 INCHES, MIN PER
USAF DRAWING NUMBER 8912026
(NOTE: IF -ZZZ IS UNSPECIFIED, CABLE
LENGTH IS 12 INCHES, MIN)

SPLICE KIT
0 = SPLICE KIT NOT INCLUDED
3 = SPLICE KIT INCLUDED

SPECIFICATION CONTROL DRAWING

COMPONENT NUMBER	DESCRIPTION
1	ENVIRONMENTAL COVER
2	CABLE, BUS
3	CABLE, STUB
4	LABEL
5	PROTECTIVE COVERING, LABEL
6	IDENTIFICATION, TMS

UNLESS OTHERWISE SPECIFIED
DIMENSIONS ARE IN INCHES.
METRIC DIMENSIONS ARE
IN BRACKETS.

DECIMALS
.XXX ± — { — mm }
.XX ± — { — mm }

ANGLES
.X — ± —

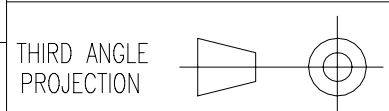
WEIGHT
— g { — lbs }

DRAWN	T RATZLAFF	00NOV14
CHECKED		
APPROVED	P DUTTON	00NOV14
APPROVED		
CAD NAME	T28334A.DWG	

Raychem

RAYCHEM CORPORATION
300 CONSTITUTION DRIVE
MENLO PARK, CALIFORNIA 94025

TITLE
**U.S.A.F. SINGLE STUB COUPLER
DATA BUS**



SIZE	CODE IDENT. NO.	DWG. NO.
A	06090	D-500-04-XOX[-ZZZ]
DO NOT SCALE THIS DRAWING		SHEET 1 OF 3

TABLE 1

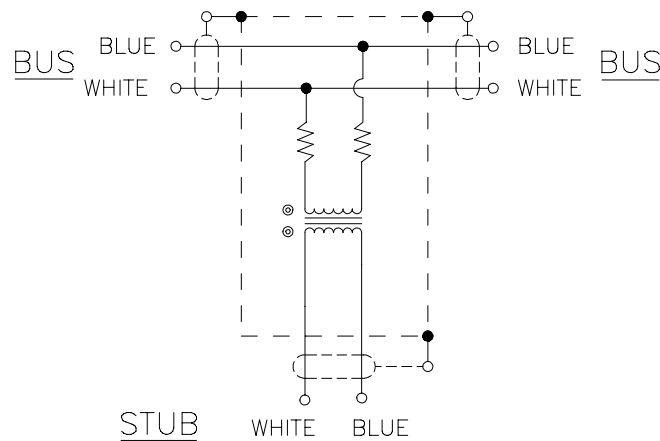
DATA BUS COUPLER NUMBER	RAYCHEM CABLE PART NUMBER		SPLICE KIT (INCLUDED) D-150-0708-5	USAF IDENTIFICATION NUMBER (ON TMS)
	BUS CABLE (2X)	STUB CABLE (1X)		
D-500-04-A00	10602-24-9	10602-24-96	NO	8912026-A0-00
D-500-04-A03			YES	8912026-A0-03
D-500-04-B00	10605-22-9	10605-22-96	NO	8912026-B0-00
D-500-04-B03			YES	8912026-B0-03
D-500-04-C00	10612-24-9	10612-24-96	NO	8912026-C0-00
D-500-04-C03			YES	8912026-C0-03
D-500-04-D00	10613-24-9	10613-24-96	NO	8912026-D0-00
D-500-04-D03			YES	8912026-D0-03
D-500-04-E00	10614-24-9	10614-24-96	NO	8912026-E0-00
D-500-04-E03			YES	8912026-E0-03

**If this document is printed it becomes uncontrolled.
Check for the latest revision.**

CAD NAME: T28334B.DWG	DRAWN	TR	00NOV14	SIZE A	CODE IDENT. NO. 06090	DWG. NO. D-500-04-X0X[-ZZZ]	REV A
	ISSUED			DO NOT SCALE THIS DRAWING			SHEET 2 OF 3

1. MATERIAL AND FINISHES:
 - 1.1 INTERNAL COMPONENTS:
 - TRANSFORMER TO MIL-T-21038 AND MIL-STD-1553B
 - RESISTORS TO MIL-R-39007/9, 57.6 OHMS
 - 1.2 SHIELDED CASE: ALUMINUM PER ASTM B 618, ALLOY A03560 COND. F. OR ASTM B211, ALLOY A92017
 - 1.3 SEALED STRAIN RELIEF COVER: MODIFIED CROSS-LINKED ELASTOMER, BLACK, TO RAYCHEM SPECIFICATION RK-6713.
 - 1.4 CABLE (SEE TABLE 1). TO RAYCHEM SPECIFICATION 1200.
2. APPLICATION:
 - 2.1 THIS COUPLER IS DESIGNED TO BE INSTALLED INTO A DIGITAL MULTIPLEX ASSEMBLY MEETING THE REQUIREMENTS OF MIL-STD-1553B.
 - 2.2 FOR NETWORK LAYOUT ASSISTANCE CONSULT RAYCHEM TECHNICAL SERVICES.
 - 2.3 CABLE BEND RADIUS PER MIL-W-5088 STATIC BEND: 5 x CABLE O.D. MIN. DYNAMIC BEND: 10 x CABLE O.D. MIN.
3. TEMPERATURE:
 - 3.1 OPERATING TEMPERATURE: -65°C TO +150°C
4. PERFORMANCE SPECIFICATIONS:
 - 4.1 TRANSFORMER MEETS THE PERFORMANCE REQUIREMENTS OF MIL-STD-1553B AND USAF 8912026.
5. WEIGHT:
 - 5.1 MAXIMUM WEIGHT WITHOUT CABLE: 10 GRAMS MAX.
6. ORDERING INFORMATION: ORDER PER COMPONENT NUMBER (SEE SHEET 2) AND DESIRED CABLE LENGTH (-ZZZ).

SINGLE STUB COUPLER SCHEMATIC



**If this document is printed it becomes uncontrolled.
Check for the latest revision.**

CAD NAME: T28334C.DWG	DRAWN	TR	OONOV14	SIZE A	CODE IDENT. NO. 06090	DWG. NO. D-500-04-X0X[-ZZZ]	REV A
	ISSUED			DO NOT SCALE THIS DRAWING			SHEET 3 OF 3