

1-794608-1 ✓ ACTIVE

MATE-N-LOK | Micro MATE-N-LOK

TE Internal #: 1-794608-1

Power Contacts, Contact, 250 VAC, 250 VDC, Gold, 24 – 20 AWG
Wire Size, .2 – .5 mm² Wire Size, Wire & Cable, Crimp, Power, Pin,
Micro MATE-N-LOK

[View on TE.com >](#)



Connectors > Power Connectors > Power Contacts



Power Contact Type: **Contact**

Operating Voltage: **250 VDC**

Contact Mating Area Plating Material: **Gold**

Wire Size: **24 – 20 AWG**

Features

Product Type Features

Compatible With Discrete Wire Type	Stranded
Power Contact Type	Contact
Connector & Contact Terminates To	Wire & Cable

Electrical Characteristics

Operating Voltage	250 VDC
-------------------	---------

Contact Features

Contact Mating Area Plating Material	Gold
Contact Current Rating (Max)	5 A
Contact Type	Pin
Contact Retention Within Housing	With
Mating Square Post Dimension	.64 mm[.025 in]
Contact Base Material	Brass
Contact Mating Area Plating Material Thickness	.38 μm[15 μin]
Wire Contact Termination Area Plating Thickness	2.54 μm[100 μin]
Wire Contact Termination Area Plating Material	Tin



Wire Contact Termination Area Plating Material Finish	Bright
Contact Orientation	Straight
Contact Underplating Material	Nickel
Contact Underplating Material Thickness	1.27 µm[50 µin]

Termination Features

Termination Method to Wire & Cable	Crimp
------------------------------------	-------

Mechanical Attachment

Contact Retention Type Within Housing	Locking Lance
Wire Insulation Support	Without

Dimensions

Wire Size	.2 – .5 mm ²
Compatible Insulation Diameter Range	.89 – 1.52 mm[.035 – .06 in]

Usage Conditions

Operating Temperature Range	-40 – 105 °C[-40 – 221 °F]
-----------------------------	----------------------------

Operation/Application

Circuit Application	Power
---------------------	-------

Industry Standards

Agency/Standard	VDE
-----------------	-----

Packaging Features

Packaging Quantity	10000
Packaging Method	Reel

Product Compliance

[For compliance documentation, visit the product page on TE.com>](#)

EU RoHS Directive 2011/65/EU	Compliant
EU ELV Directive 2000/53/EC	Compliant
China RoHS 2 Directive MIIT Order No 32, 2016	No Restricted Materials Above Threshold
EU REACH Regulation (EC) No. 1907/2006	Current ECHA Candidate List: JUNE 2023 (235) Candidate List Declared Against: JUNE 2023 (235) Does not contain REACH SVHC
Halogen Content	Low Halogen - Br, Cl, F, I < 900 ppm per

homogenous material. Also BFR/CFR/PVC Free





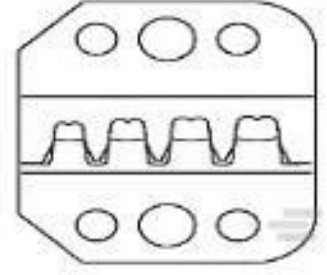







Solder Process Capability

Not applicable for solder process capability

Product Compliance Disclaimer

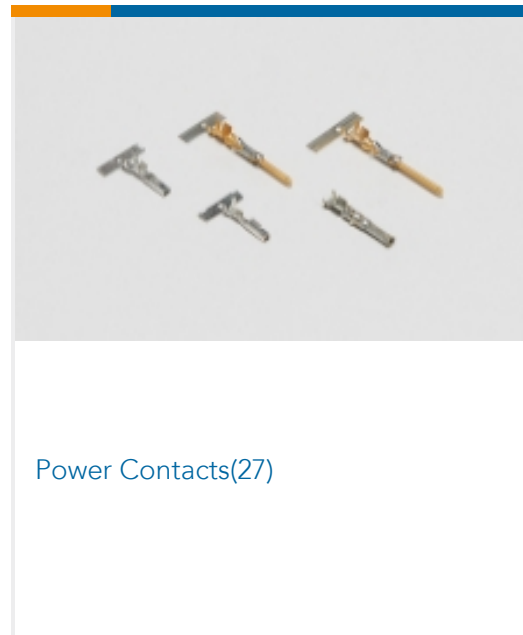
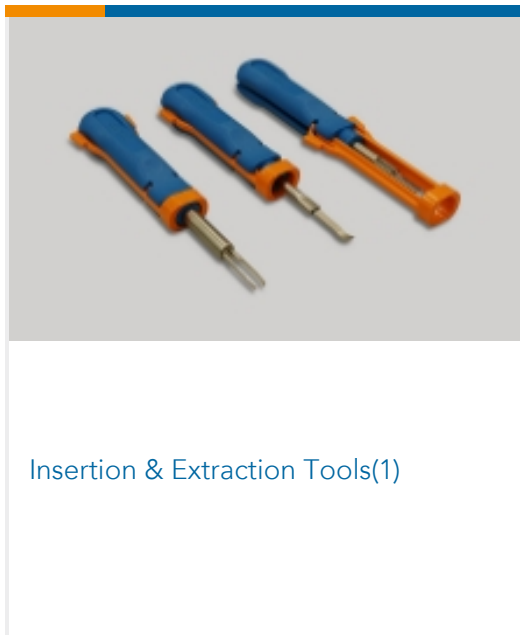
This information is provided based on reasonable inquiry of our suppliers and represents our current actual knowledge based on the information they provided. This information is subject to change. The part numbers that TE has identified as EU RoHS compliant have a maximum concentration of 0.1% by weight in homogenous materials for lead, hexavalent chromium, mercury, PBB, PBDE, DBP, BBP, DEHP, DIBP, and 0.01% for cadmium, or qualify for an exemption to these limits as defined in the Annexes of Directive 2011/65/EU (RoHS2). Finished electrical and electronic equipment products will be CE marked as required by Directive 2011/65/EU. Components may not be CE marked. Additionally, the part numbers that TE has identified as EU ELV compliant have a maximum concentration of 0.1% by weight in homogenous materials for lead, hexavalent chromium, and mercury, and 0.01% for cadmium, or qualify for an exemption to these limits as defined in the Annexes of Directive 2000/53/EC (ELV). Regarding the REACH Regulation, the information TE provides on SVHC in articles for this part number is based on the latest European Chemicals Agency (ECHA) 'Guidance on requirements for substances in articles' posted at this URL: <https://echa.europa.eu/guidance-documents/guidance-on-reach>

Compatible Parts

 <p>TE Part # 91501-1 CCI MICRO MNL REC 24-20 ASSY</p>	 <p>Was called: SDE PEW 12</p> <p>Now renamed to: SDE SA (no other physical changes)</p> <p>TE Part # 91391-1 SDE PEW 12 MICRO MNL HAND TOOL</p>	 <p>TE Part # 2305570-1 Strip Terminal Cutter-Side Feed-No Crimp</p>	 <p>TE Part # 2151616-1 OCEAN_2.0_APPLICATOR-S-055F070F</p>
 <p>TE Part # 91391-2 SDE COMM MICRO MNL DIE SET</p>	 <p>TE Part # 1586344-1 MICRO MATE-N-LOK EXTRACTION TOOL</p>	 <p>TE Part # 2-2151616-2 OCEAN_2.0_APPLICATOR-S-055FA</p>	 <p>TE Part # 2-2151616-1 OCEAN_2.0_APPLICATOR-S-055F070F</p>
 <p>TE Part # 2-2151616-2 OCEAN_2.0_APPLICATOR-S-055F070F</p>	 <p>TE Part # 2151616-2 OCEAN_2.0_APPLICATOR-S-055F070F</p>	 <p>TE Part # 5-2151616-1 OCEAN_2.0_APPLICATOR-S-055F070F</p>	 <p>TE Part # 5-2151616-2 OCEAN_2.0_APPLICATOR-S-055F070F</p>



Also in the Series | **Micro MATE-N-LOK**



Customers Also Bought





Documents

Product Drawings

[PIN CONT 20-24 15 GOLD STRIP](#)

English

CAD Files

Customer View Model

[ENG_CVM_1-794608-1_D1.3d_igs.zip](#)

English

Customer View Model

[ENG_CVM_1-794608-1_D1.3d_stp.zip](#)

English

Customer View Model

[ENG_CVM_1-794608-1_D1.2d_dxf.zip](#)

English

3D PDF

English

3D PDF

3D

Customer View Model

[ENG_CVM_CVM_1-794608-1_F.2d_dxf.zip](#)

English

Customer View Model

[ENG_CVM_CVM_1-794608-1_F.3d_igs.zip](#)

English

Customer View Model

[ENG_CVM_CVM_1-794608-1_F.3d_stp.zip](#)

English

By downloading the CAD file I accept and agree to the [Terms and Conditions](#) of use.

Datasheets & Catalog Pages

[SOFT_SHELL_PIN_AND_SOCKET_CONNECTORS_CATALOG](#)

English

[MICRO MATE-N-LOK CONNECTOR SYSTEM](#)

English

Product Specifications

[Application Specification](#)

English

Product Environmental Compliance

[Product Compliance Document](#)

English

[Product Compliance Document](#)

English

1-794608-1

Power Contacts, Contact, 250 VAC, 250 VDC, Gold, 24 – 20 AWG Wire Size, .2 – .5 mm² Wire Size, Wire & Cable, Crimp, Power, Pin, Micro MATE-N-LOK

