


Data sheet

Order No.: 1017498

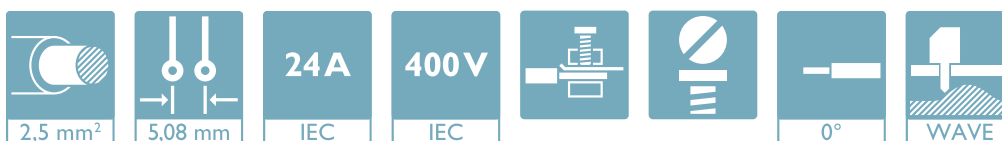
Type: TDPT 2,5/ 9-SC-5,08

PCB terminal block, Screw connection with tension sleeve



The figure shows a 10-position version of the product

1 Main features



- | | | | |
|---------------------------|--------------------------------------|------------------------|---------------------|
| • No. of pos. | 9 | • Nominal current | 24 A |
| • Conductor cross section | 2.5 mm ² | • Nominal voltage | 400 V |
| • Color | green | • Connection direction | 0 ° |
| • Pitch | 5.08 mm | • Type of packaging | packed in cardboard |
| • Connection method | Screw connection with tension sleeve | | |

2 Your advantages

- ✓ Easy to adapt, thanks to their identical size and the same pinning for Push-in spring connections as for screw connections
- ✓ Well-known connection principle allows worldwide use
- ✓ Low temperature rise, thanks to maximum contact force



Make sure you always use the latest documentation.

It can be downloaded at: phoenixcontact.net/product/1017498

3 Table of contents

1	Main features.....	1
2	Your advantages	1
3	Table of contents	2
4	3D model in PDF can be activated (Acrobat Reader only).....	3
5	item properties.....	4
	5.1 Connection capacity	4
	5.2 Material data	4
6	Dimensions.....	4
	6.1 Dimensions for the product	4
	6.2 Dimensions for PCB design.....	5
7	Series drawing.....	6
8	Packaging information	7
9	Application.....	7
	9.1 Temperature limit values	7
	9.2 Electrical data	7
10	Approvals	7
11	Commercial Data.....	8
12	Accessories.....	8

1017498 TDPT 2,5/ 9-SC-5,08

4 3D model in PDF can be activated (Acrobat Reader only)



1017498 TDPT 2,5/ 9-SC-5,08**5 item properties**

Order No.	1017498
Type	TDPT 2,5/ 9-SC-5,08
Range of articles	TDPT 2,5/..-SC
Pitch	5.08 mm
Number of positions	9
Connection method	Screw connection with tension sleeve
Drive form screw head	Slotted (L)
Mounting type	Wave soldering
Pin layout	Linear double pinning

5.1 Connection capacity

Conductor cross section, solid	0.2 mm ² to 4 mm ²
Conductor cross section, flexible	0.2 mm ² to 2.5 mm ²
Conductor cross section AWG/kcmil	24 to 12
2 conductors with same cross section, solid	0.2 mm ² to 1.5 mm ²
2 conductors with same cross section, stranded	0.2 mm ² to 1.5 mm ²
Conductor cross section flexible, with ferrule without plastic sleeve	0.2 mm ² to 2.5 mm ²
Conductor cross section flexible, with ferrule with plastic sleeve	0.2 mm ² to 2.5 mm ²
2 conductors with same cross section, stranded, with TWIN ferrules with plastic sleeve	0.5 mm ² to 0.75 mm ²
Stripping length	10 mm

5.2 Material data

Material of metal parts		
Note	WEEE/RoHS-compliant, whisker-free acc. to IEC 60068-2-82/JEDEC JESD 201	
Contact material	Cu alloy	
Surface characteristics	hot-dip tin-plated	
Insulating material data	Housing	Housing
Insulating material		
CTI according to IEC 60112		
Flammability rating according to UL 94		
Color	green (6021)	

6 Dimensions**6.1 Dimensions for the product**

Length	18 mm
Width	46.52 mm
Height (without solder pin)	19 mm
Total height	22.5 mm
Solder pin [P]	3.5 mm
Dimension a	40.64 mm

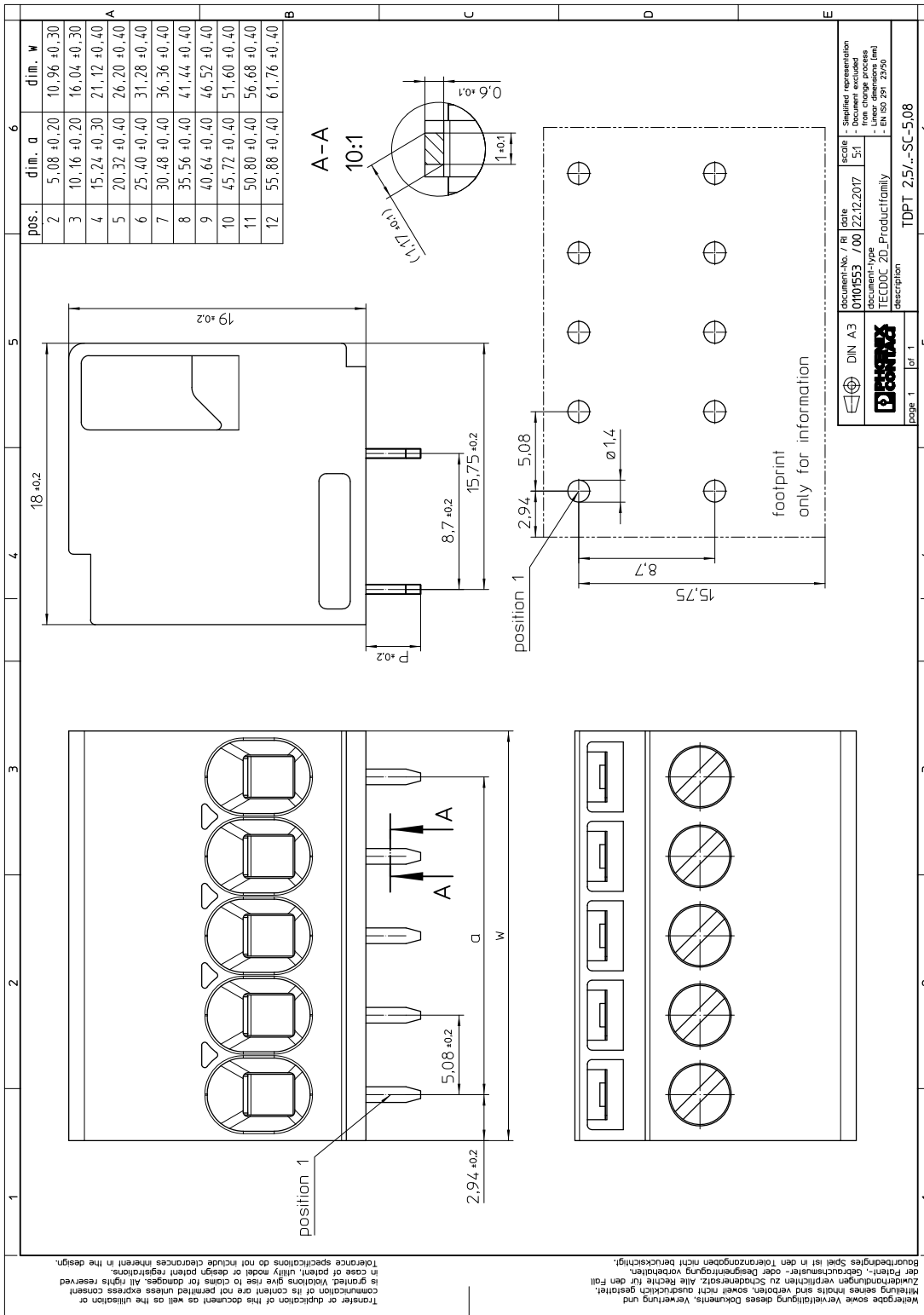
1017498 TDPT 2,5/ 9-SC-5,08

6.2 Dimensions for PCB design

Hole diameter	1.4 mm
Pin dimensions	1 x 0,6 mm
Pin spacing	8.7 mm

1017498 TDPT 2,5/ 9-SC-5,08

7 Series drawing



document-no. / R / title	scale	supplied representation
0101553 / 00 / 22.12.2017	5:1	from change process
document-type		Linear dimensions (mm)
TECDOC 2D_Productfamily		EN ISO 291 2950
description		TDPT 2,5/...-SC-5,08

DIN A3	page 1	of 1
ISO 9001		

1017498 TDPT 2,5/ 9-SC-5,08**8 Packaging information**

Type of packaging	packed in cardboard
Pieces per package	50

9 Application**9.1 Temperature limit values**

Ambient temperature (storage/transport)

9.2 Electrical data

Rated current / conductor cross section	24 A / 2.5 mm ²
Rated insulation voltage (III/2)	400 V
Rated surge voltage (III/2)	4 kV
Contact resistance	
Degree of pollution	2

10 Approvals

1017498 TDPT 2,5/ 9-SC-5,08**11 Commercial Data**

Order No.	1017498
Type	TDPT 2,5/ 9-SC-5,08
Pieces per package	50
Net weight	18.629 g
GTIN	4055626501338
	Information that applies locally, see link on page 1
Country of origin	Information that applies locally, see link on page 1

12 Accessories

Description	Order No.	Type
Actuation tool, for ST terminal blocks, also suitable for use as a bladed screwdriver, size: 0.6 x 3.5 x 100 mm, 2-component grip, with non-slip grip	1204517	SZF 1-0,6X3,5