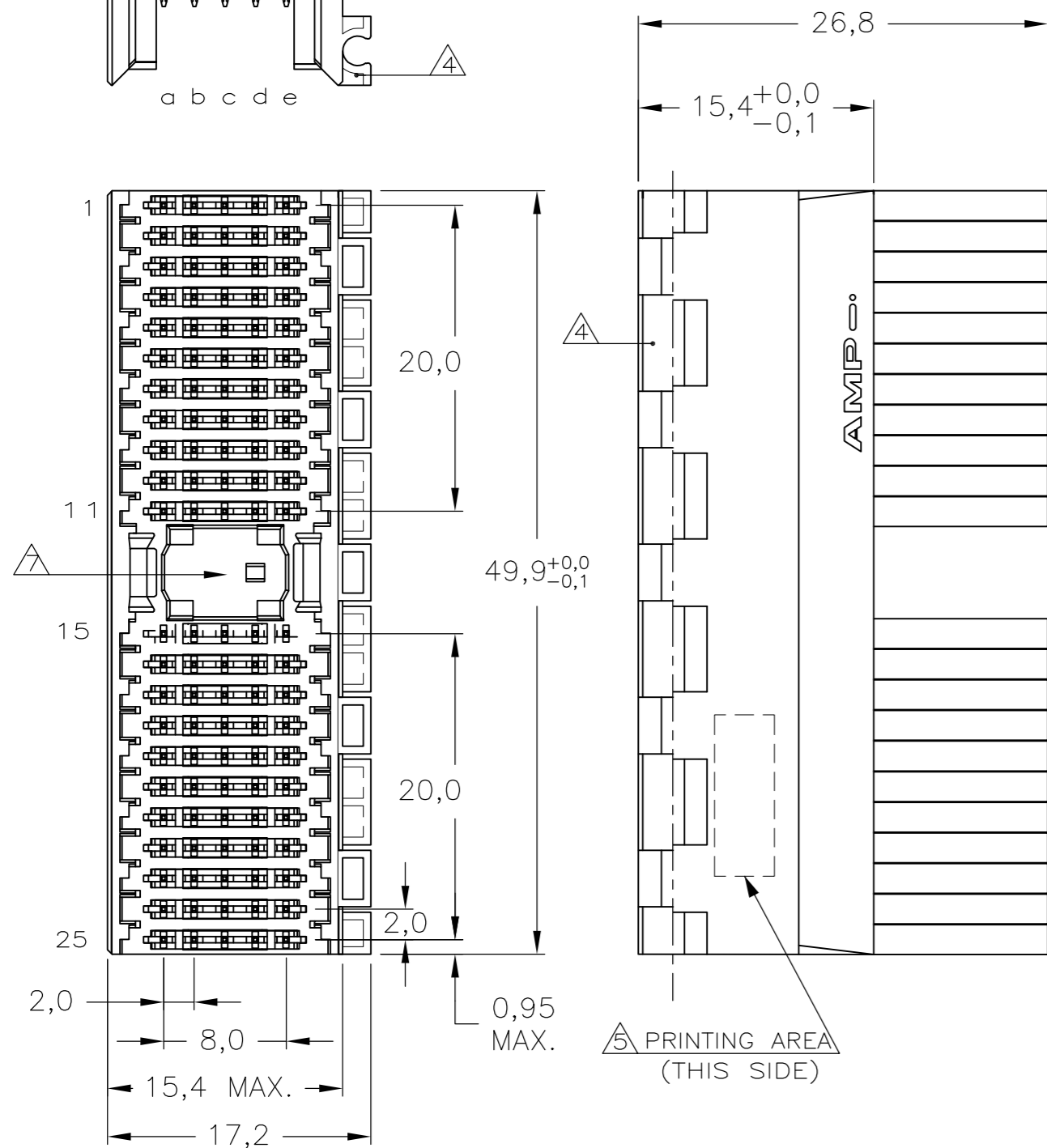
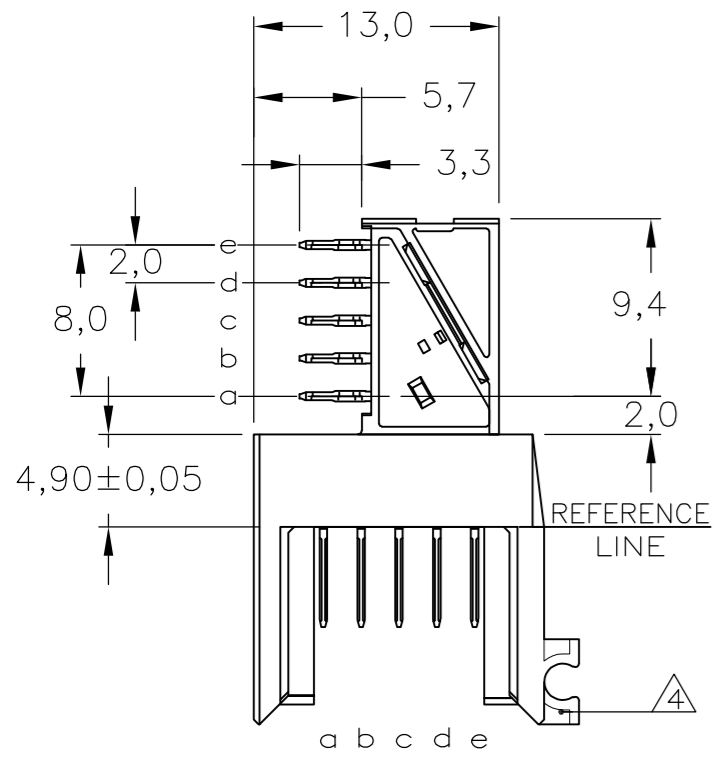
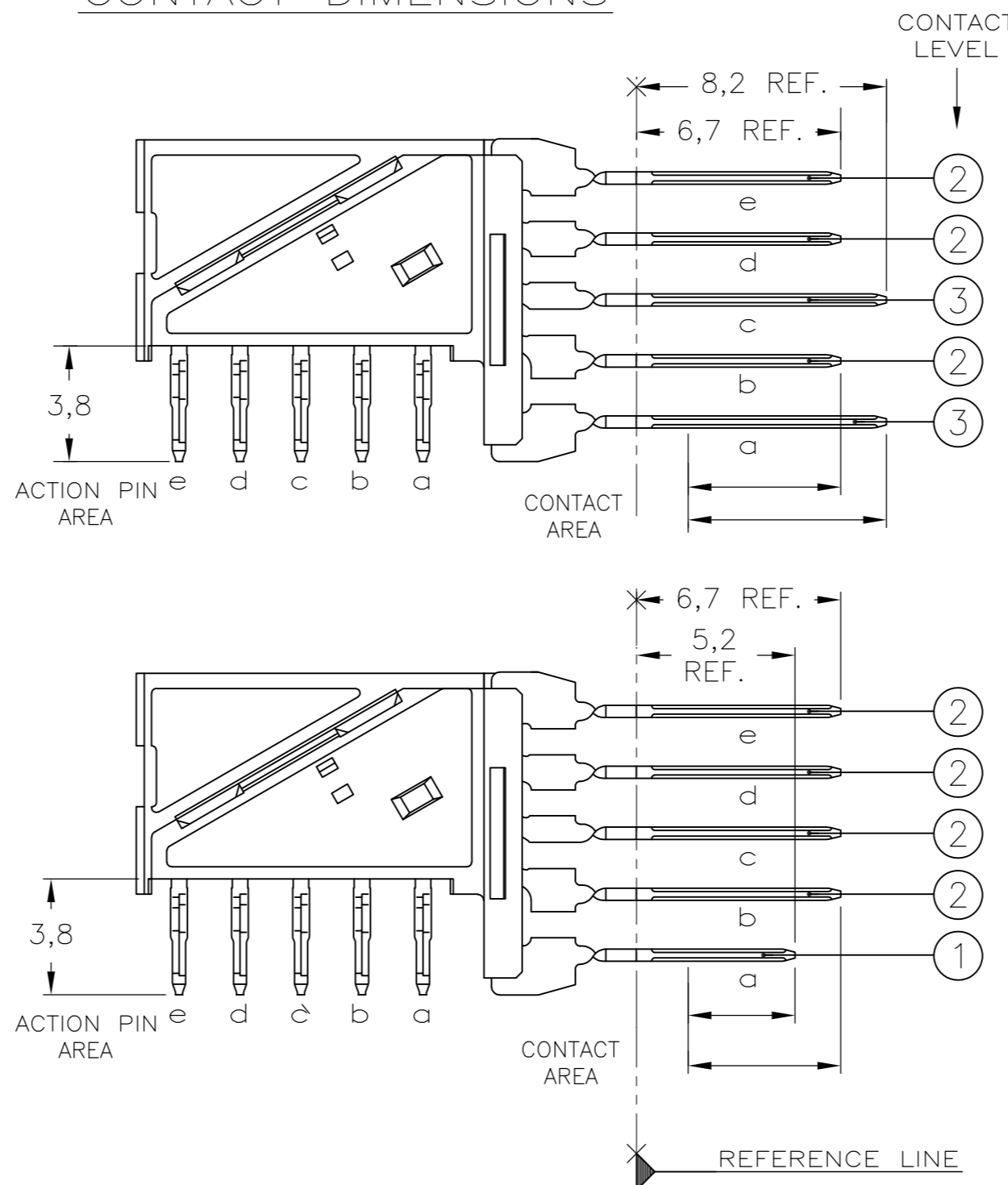


THIS DRAWING IS UNPUBLISHED. RELEASED FOR PUBLICATION  
 © COPYRIGHT BY TYCO ELECTRONICS CORPORATION. ALL RIGHTS RESERVED.

### CONNECTOR ASSEMBLY EXEMPLARY LOADED

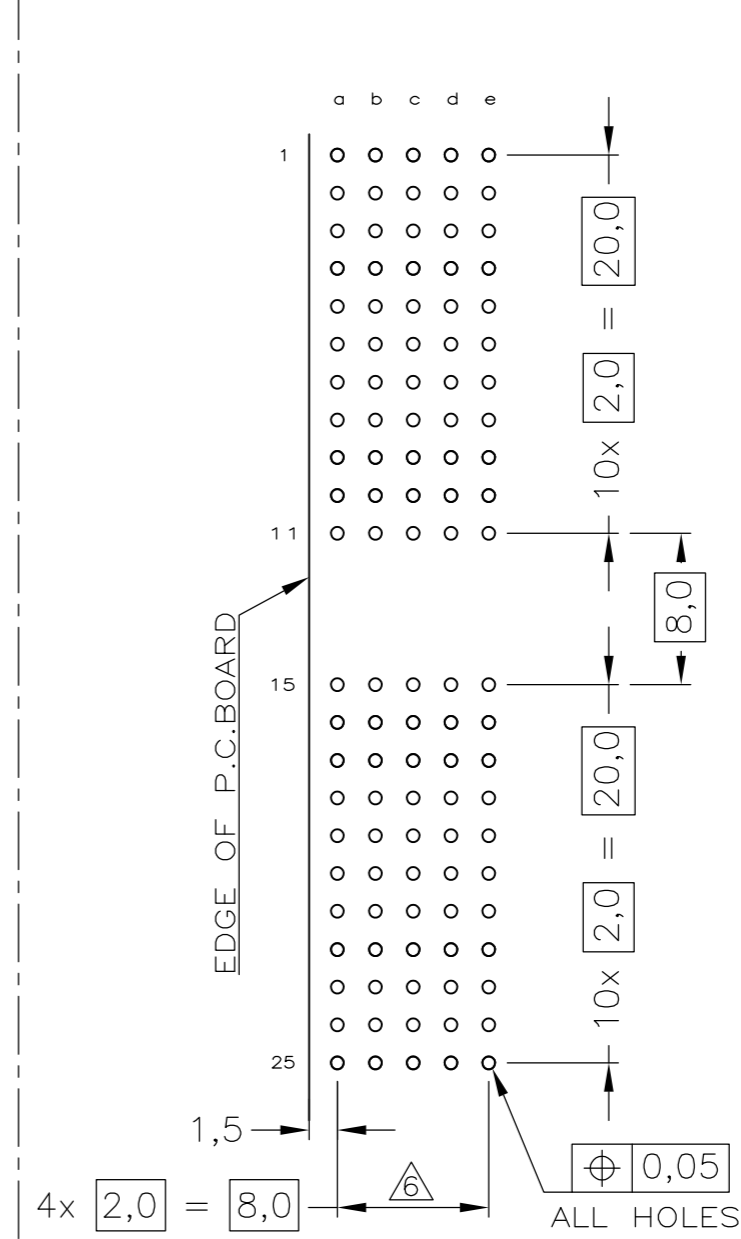


### CONTACT DIMENSIONS



LOC	DIST	REVISIONS			
P	LTR	DESCRIPTION	DATE	DWN	APVD
H	-	B	EH10-0680-05	07JUN05	BSV BM
		C	ECR-10-018652	10SEP10	JS MQW

### RECOMMENDED PCB-HOLE LAY-OUT COMPONENT SIDE SHOWN



### CONTACT LAYOUT

	a	b	c	d	e
1	3	2	3	2	2
2	3	2	3	2	2
3	3	2	3	2	2
4	3	2	3	2	2
5	3	2	3	2	2
6	3	2	3	2	2
7	3	2	3	2	2
8	3	2	3	2	2
9	3	2	3	2	2
10	3	2	3	2	2
11	3	2	3	2	2
MULTI PURPOSE CENTRE					
15	3	2	3	2	2
16	3	2	3	2	2
17	3	2	3	2	2
18	3	2	3	2	2
19	3	2	3	2	2
20	3	2	3	2	2
21	3	2	3	2	2
22	3	2	3	2	2
23	3	2	3	2	2
24	3	2	3	2	2
25	1	2	2	2	2

#### NOTES:

- 1 MATERIAL HOUSING : GREY GLASSFILLED POLYESTER  
UL-RATING ∅
- CONTACT : PHOSPHORBRONZE
- 2 GENERAL PLATING SPECIFICATION: UNDERPLATING (ENTIRE CONTACT):  
1,27µm NICKEL MIN. AND ACTION PIN: 0,5µm TIN MIN.  
FOR PLATING OF MATING SURFACES SEE APPLICABLE SPECIFICATION  
REFERENCE FOR EACH DASH NUMBER.
- 3 CONFORMS TO ALL TESTING ACCORDING IEC 61076-4-101  
PERFORMANCE LEVEL 2.
- 4 CONNECTOR ASSEMBLY WITH LATCH HINGE FOR CABLE CONNECTOR.
- 5 CONNECTOR PRINTED WITH PARTNUMBER AND DATECODE
- 6 PLATED-THROUGH HOLES AT 2x2mm SQUARE GRID.
- 7 AREA FOR KEYING PART (BASIC PART NUMBER 100525).

THIS DRAWING IS A CONTROLLED DOCUMENT.		DWN K.N.KIRAN 21AUG2004	Tyco Electronics Corporation Tyco Electronics Corporation 's-Hertogenbosch,5222AR-32	
DIMENSIONS: mm		CHK B.MOOIJ 23DEC2004	NAME Z-PACK 2mm HM TYPE A 110 POS. RIGHT ANGLE MALE CONNECTOR ASSEMBLY	
TOLERANCES UNLESS OTHERWISE SPECIFIED: ±0.2		APVD B.MOOIJ 23DEC2004	SIZE A2	
MATERIAL		PRODUCT SPEC 108-19082	CAGE CODE 00779	DRAWING NO C=5352233
FINISH		APPLICATION SPEC 114-19029	RESTRICTED TO	SCALE 5:1
		WEIGHT -	SHEET 1 OF 1	REV C
		CUSTOMER DRAWING		