

# NP90N06VLK

60 V – 90 A – N-channel Power MOS FET

R07DS1318EJ0200

Rev.2.00

Application: Automotive

May 24, 2018


## Description

NP90N06VLK is N-channel MOS Field Effect Transistor designed for high current switching applications.

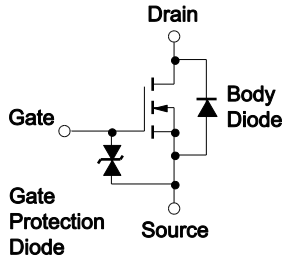
## Features

- Super low on-state resistance  
—  $R_{DS(on)1} = 5.3 \text{ m}\Omega \text{ MAX.}$  ( $V_{GS} = 10 \text{ V}$ ,  $I_D = 45 \text{ A}$ )
- Low  $C_{iss}$ :  $C_{iss} = 4000 \text{ pF TYP.}$  ( $V_{DS} = 25 \text{ V}$ )
- Designed for automotive application and AEC-Q101 qualified

## Outline



TO-252(MP-3ZP)



Equivalent circuit

Remark: Strong electric field, when exposed to this device, can cause destruction of the gate oxide and ultimately degrade the device operation. Steps must be taken to stop generation of static electricity as much as possible, and quickly dissipate it once, when it has occurred.

## Ordering Information

Part No.	Lead Plating	Packing		Package
NP90N06VLK-E1-AY *1	Pure Sn (Tin)	Tape 2500 p/reel	Taping (E1 type)	TO-252(MP-3ZP)
NP90N06VLK-E2-AY *1			Taping (E2 type)	

Note: \*1. Pb-free (This product does not contain Pb in the external electrode)

**Absolute Maximum Ratings** ( $T_A = 25^\circ\text{C}$ )

Item	Symbol	Ratings	Unit
Drain to Source Voltage ( $V_{GS} = 0\text{ V}$ )	$V_{DSS}$	60	V
Gate to Source Voltage ( $V_{DS} = 0\text{ V}$ )	$V_{GSS}$	$\pm 20$	V
Drain Current (DC) ( $T_C = 25^\circ\text{C}$ )	$I_{D(DC)}$	$\pm 90$	A
Drain Current (pulse) <sup>*1*3</sup>	$I_{D(pulse)}$	$\pm 360$	A
Total Power Dissipation ( $T_C = 25^\circ\text{C}$ )	$P_{T1}$	147	W
Total Power Dissipation ( $T_A = 25^\circ\text{C}$ )	$P_{T2}$	1.2	W
Channel Temperature	$T_{ch}$	175	$^\circ\text{C}$
Storage Temperature	$T_{stg}$	-55 to +175	$^\circ\text{C}$
Repetitive Avalanche Current <sup>*2*3</sup>	$I_{AR}$	33	A
Repetitive Avalanche Energy <sup>*2*3</sup>	$E_{AR}$	108	mJ

**Thermal Resistance**

Channel to Case Thermal Resistance	$R_{th(ch-C)}$ <sup>*3</sup>	1.02	$^\circ\text{C/W}$
Channel to Ambient Thermal Resistance	$R_{th(ch-A)}$ <sup>*3</sup>	125	$^\circ\text{C/W}$

Notes: \*1.  $T_C = 25^\circ\text{C}$ ,  $PW \leq 10\ \mu\text{s}$ , Duty Cycle  $\leq 1\%$

\*2.  $R_G = 25\ \Omega$ ,  $V_{GS} = 20\text{ V} \rightarrow 0\text{ V}$

\*3. Not subject of production test. Verified by design/characterization.

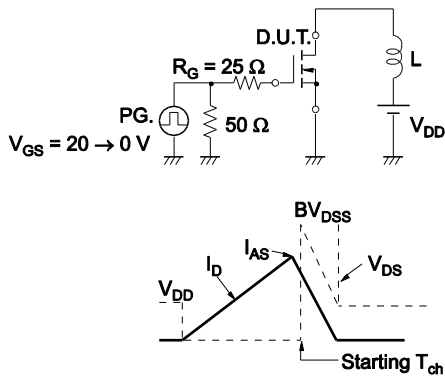
**Electrical Characteristics** ( $T_A = 25^\circ\text{C}$ )

Item	Symbol	Min	Typ	Max	Unit	Test Conditions
Zero Gate Voltage Drain Current	$I_{DSS}$			1	$\mu\text{A}$	$V_{DS} = 60\text{ V}, V_{GS} = 0\text{ V}$
Gate Leakage Current	$I_{GSS}$			$\pm 10$	$\mu\text{A}$	$V_{GS} = \pm 20\text{ V}, V_{DS} = 0\text{ V}$
Gate to Source Threshold Voltage	$V_{GS(th)}$	1.5	2.1	2.5	V	$V_{DS} = V_{GS}, I_D = 250\ \mu\text{A}$
Forward Transfer Admittance *1	$ y_{fs} $	40	80		S	$V_{DS} = 5\text{ V}, I_D = 45\text{ A}$
Drain to Source On-state Resistance *1	$R_{DS(on)1}$		3.8	5.3	$\text{m}\Omega$	$V_{GS} = 10\text{ V}, I_D = 45\text{ A}$
	$R_{DS(on)2}$		4.9	8.2	$\text{m}\Omega$	$V_{GS} = 4.5\text{ V}, I_D = 23\text{ A}$
Input Capacitance *2	$C_{iss}$		4000	6000	$\text{pF}$	$V_{DS} = 25\text{ V},$ $V_{GS} = 0\text{ V},$ $f = 1\text{ MHz}$
Output Capacitance *2	$C_{oss}$		360	540	$\text{pF}$	
Reverse Transfer Capacitance *2	$C_{rss}$		110	200	$\text{pF}$	
Turn-on Delay Time *2	$t_{d(on)}$		24	60	ns	$V_{DD} = 30\text{ V}, I_D = 45\text{ A},$ $V_{GS} = 10\text{ V},$ $R_G = 0\ \Omega$
Rise Time *2	$t_r$		7	20	ns	
Turn-off Delay Time *2	$t_{d(off)}$		60	120	ns	
Fall Time *2	$t_f$		6	20	ns	
Total Gate Charge *2	$Q_G$		63	95	nC	$V_{DD} = 48\text{ V},$ $V_{GS} = 10\text{ V},$ $I_D = 90\text{ A}$
Gate to Source Charge	$Q_{GS}$		15		nC	
Gate to Drain Charge	$Q_{GD}$		12		nC	
Body Diode Forward Voltage *1	$V_{F(S-D)}$		0.9	1.5	V	$I_F = 90\text{ A}, V_{GS} = 0\text{ V}$
Reverse Recovery Time	$t_{rr}$		40		ns	$I_F = 90\text{ A}, V_{GS} = 0\text{ V},$
Reverse Recovery Charge	$Q_{rr}$		45		nC	$di/dt = 100\text{ A}/\mu\text{s}$

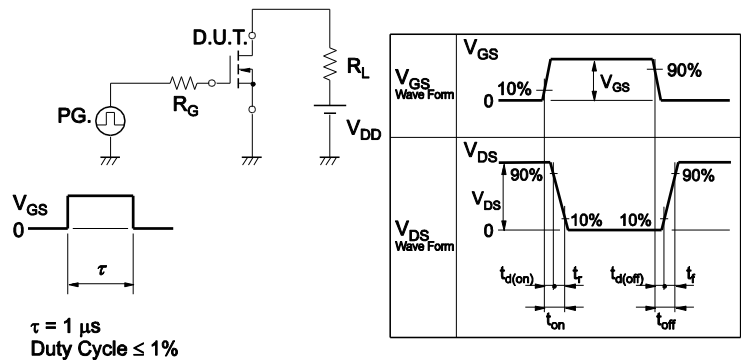
Note: \*1. Pulsed test

Note: \*2. Not subject of production test. Verified by design/characterization.

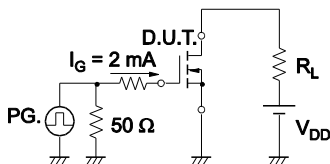
**TEST CIRCUIT 1 AVALANCHE CAPABILITY**



**TEST CIRCUIT 2 SWITCHING TIME**

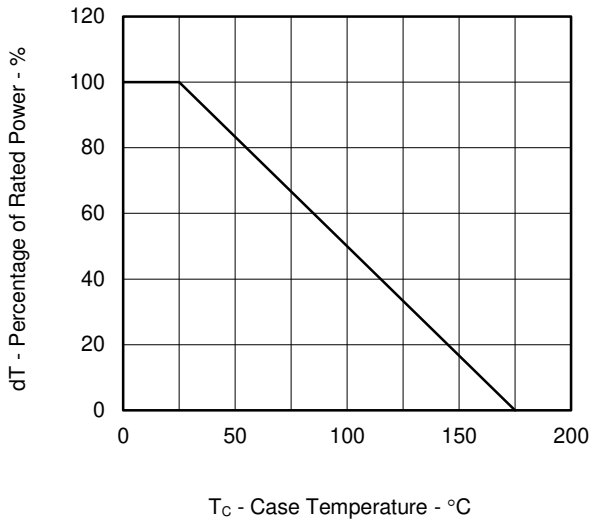


**TEST CIRCUIT 3 GATE CHARGE**

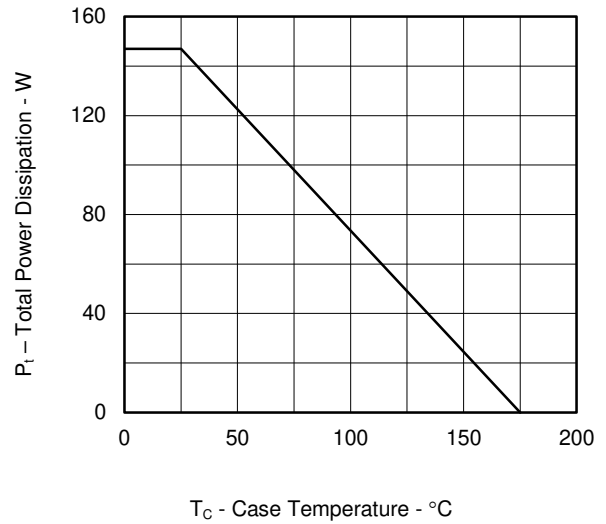


**Typical Characteristics (T<sub>A</sub> = 25°C)**

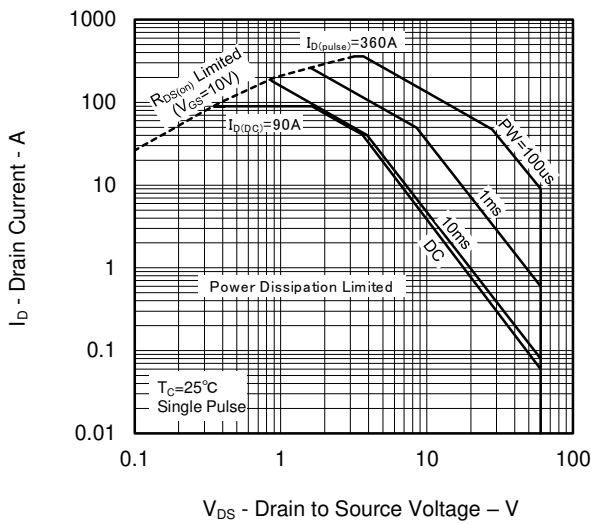
DERATING FACTOR OF FORWARD BIAS SAFE OPERATING AREA



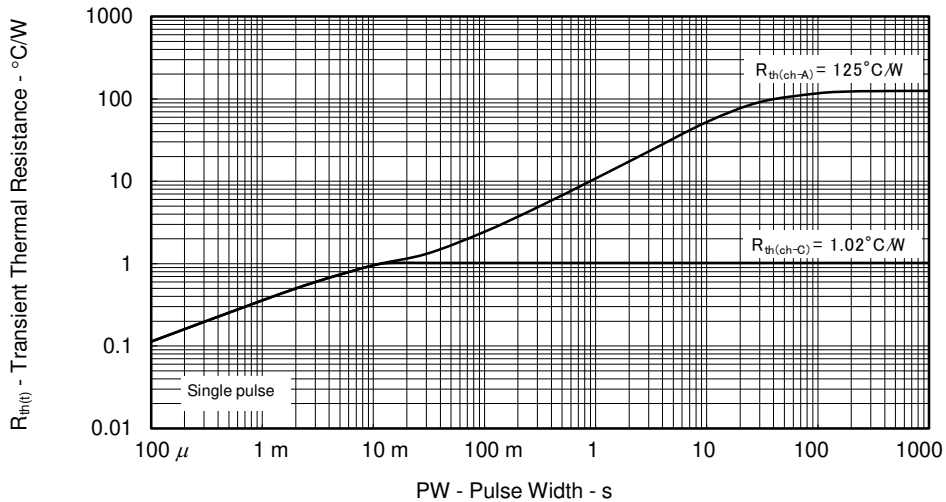
TOTAL POWER DISSIPATION vs. CASE TEMPERATURE



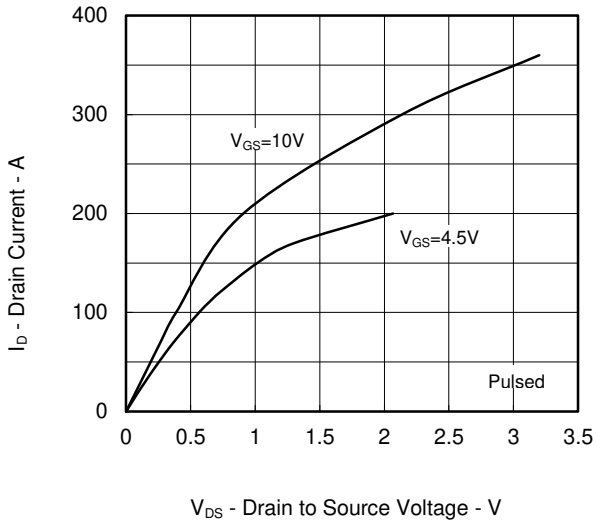
FORWARD BIAS SAFE OPERATING AREA



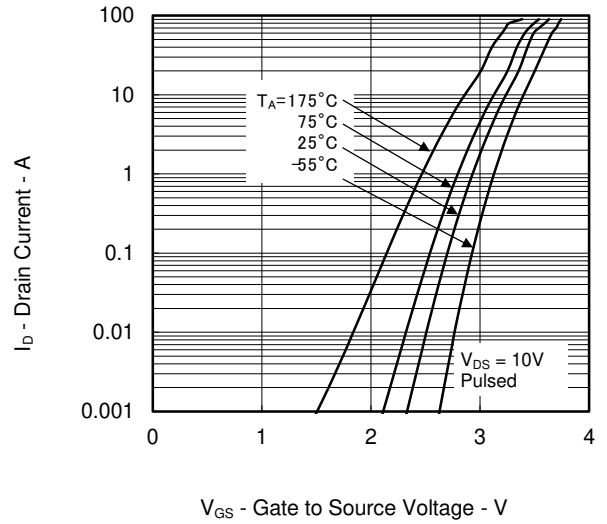
TRANSIENT THERMAL RESISTANCE vs. PULSE WIDTH



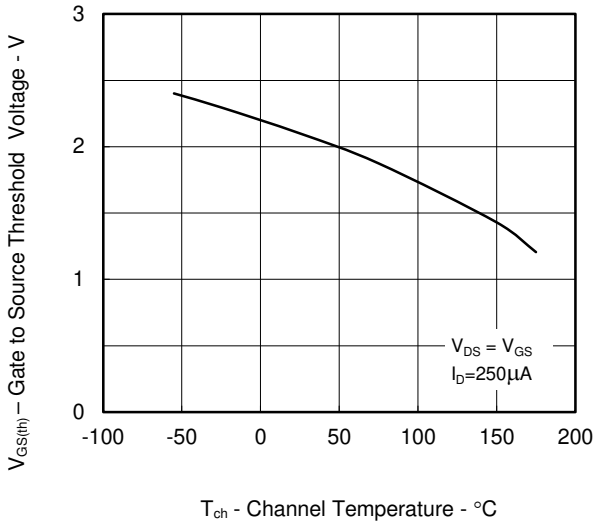
DRAIN CURRENT vs. DRAIN TO SOURCE VOLTAGE



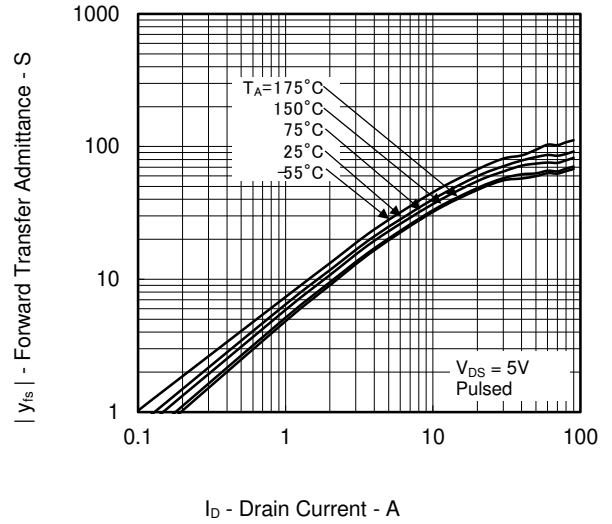
FORWARD TRANSFER CHARACTERISTICS



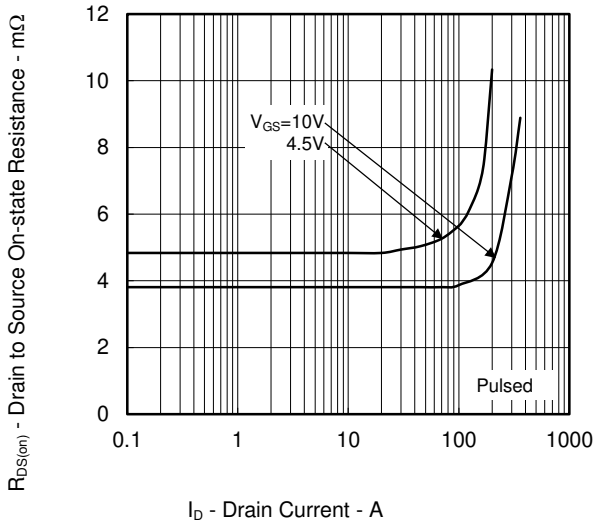
GATE TO SOURCE THRESHOLD VOLTAGE vs. CHANNEL TEMPERATURE



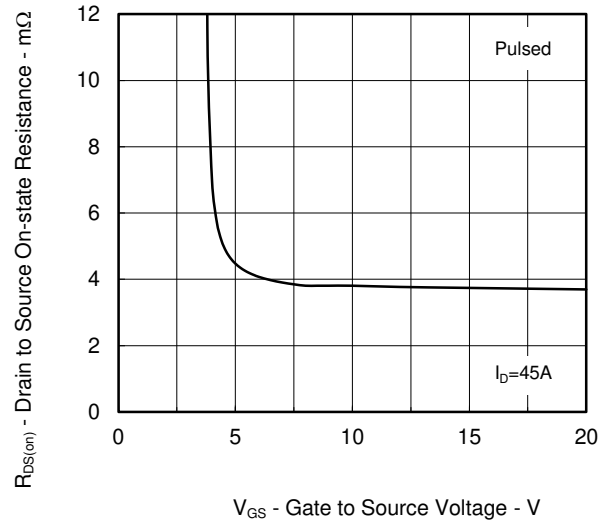
FORWARD TRANSFER ADMITTANCE vs. DRAIN CURRENT



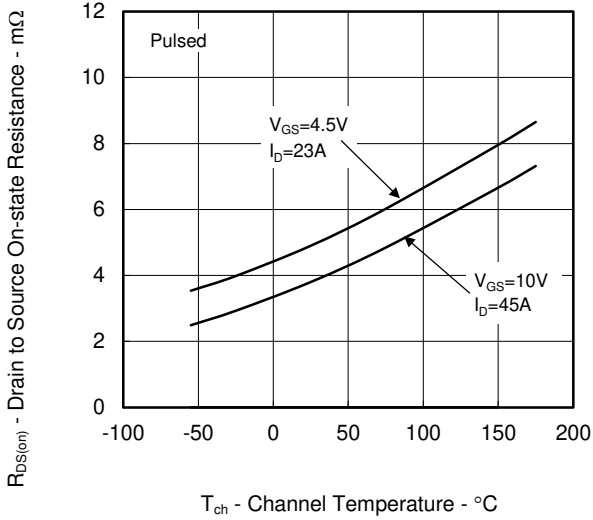
DRAIN TO SOURCE ON-STATE RESISTANCE vs. DRAIN CURRENT



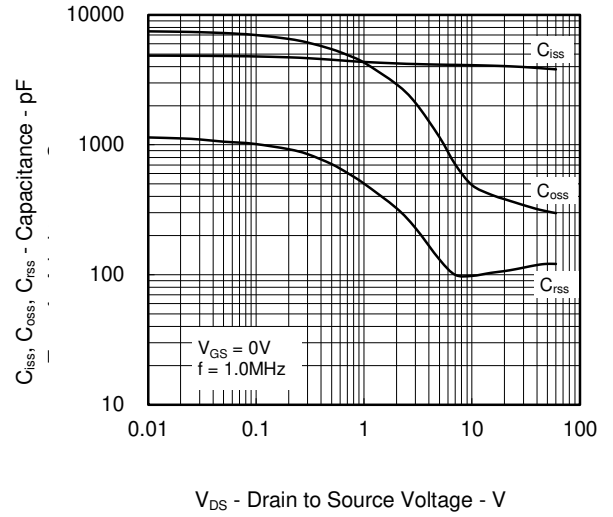
DRAIN TO SOURCE ON-STATE RESISTANCE vs. GATE TO SOURCE VOLTAGE



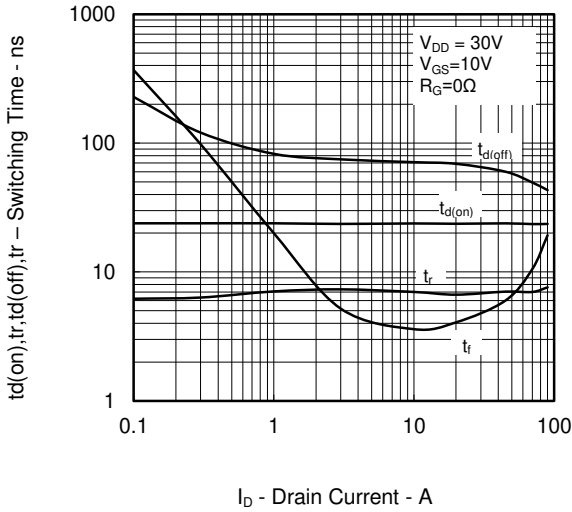
DRAIN TO SOURCE ON-STATE RESISTANCE vs. CHANNEL TEMPERATURE



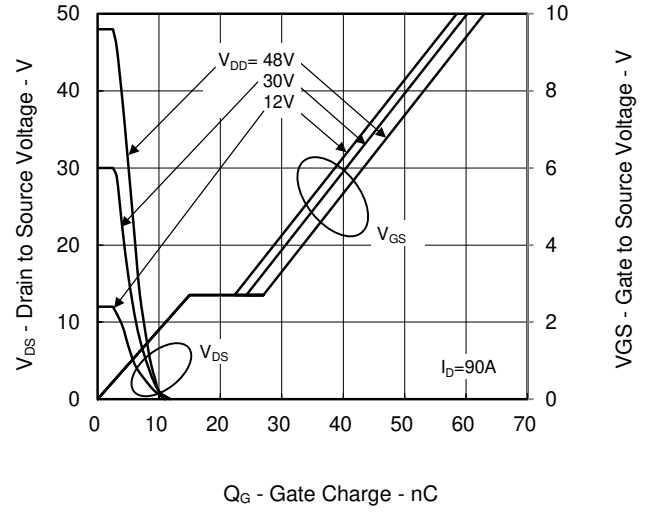
CAPACITANCE vs. DRAIN TO SOURCE VOLTAGE



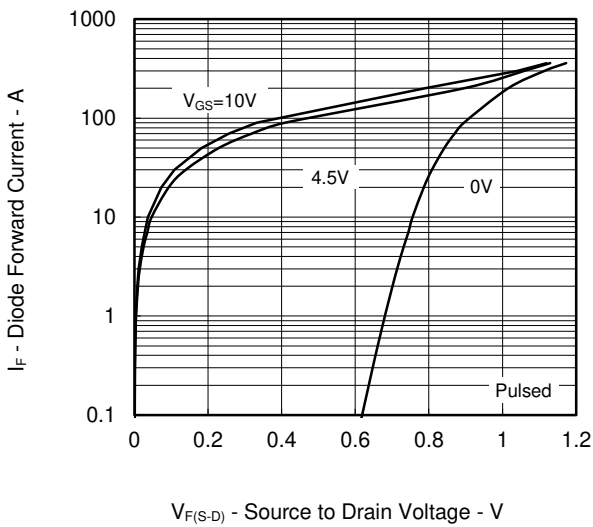
SWITCHING CHARACTERISTICS



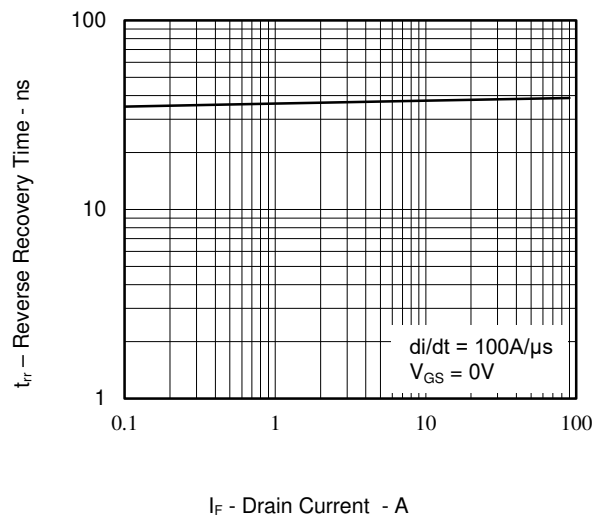
DYNAMIC INPUT CHARACTERISTICS



SOURCE TO DRAIN DIODE FORWARD VOLTAGE



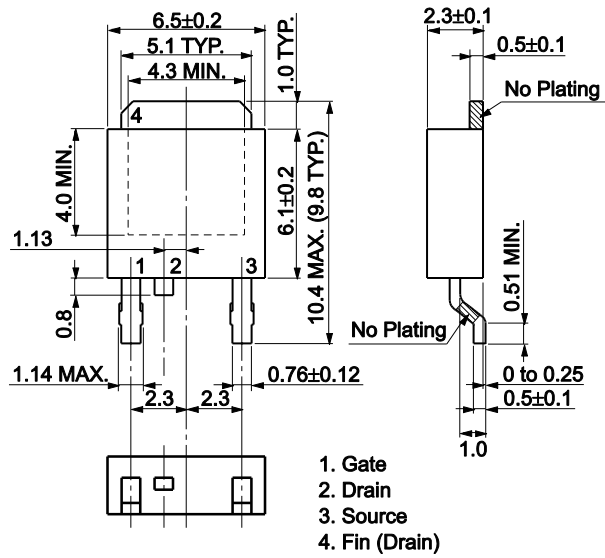
REVERSE RECOVERY TIME vs. DRAIN CURRENT



**Package Drawings (Unit: mm)**

**TO-252 (MP-3ZP) (Mass: 0.3 g TYP.)**

Renesas package code: PRSS0004ZP-A



<b>Revision History</b>	<b>NP90N06VLK Data Sheet</b>
-------------------------	------------------------------

Rev.	Date	Description	
		Page	Summary
1.00	Jan. 12, 2016	—	First Edition Issued
2.00	May 24 ,2018	2	Note 3 was added
		3	Note 2 was added

All trademarks and registered trademarks are the property of their respective owners.



## Notice

1. Descriptions of circuits, software and other related information in this document are provided only to illustrate the operation of semiconductor products and application examples. You are fully responsible for the incorporation or any other use of the circuits, software, and information in the design of your product or system. Renesas Electronics disclaims any and all liability for any losses and damages incurred by you or third parties arising from the use of these circuits, software, or information.
2. Renesas Electronics hereby expressly disclaims any warranties against liability for infringement or any other claims involving patents, copyrights, or other intellectual property rights of third parties, by or arising from the use of Renesas Electronics products or technical information described in this document, including but not limited to, the product data, drawings, charts, programs, algorithms, and application examples.
3. No license, express, implied or otherwise, is granted hereby under any patents, copyrights or other intellectual property rights of Renesas Electronics or others.
4. You shall not alter, modify, copy, or reverse engineer any Renesas Electronics product, whether in whole or in part. Renesas Electronics disclaims any and all liability for any losses or damages incurred by you or third parties arising from such alteration, modification, copying or reverse engineering.
5. Renesas Electronics products are classified according to the following two quality grades: "Standard" and "High Quality". The intended applications for each Renesas Electronics product depends on the product's quality grade, as indicated below.  
"Standard": Computers; office equipment; communications equipment; test and measurement equipment; audio and visual equipment; home electronic appliances; machine tools; personal electronic equipment; industrial robots; etc.  
"High Quality": Transportation equipment (automobiles, trains, ships, etc.); traffic control (traffic lights); large-scale communication equipment; key financial terminal systems; safety control equipment; etc.  
Unless expressly designated as a high reliability product or a product for harsh environments in a Renesas Electronics data sheet or other Renesas Electronics document, Renesas Electronics products are not intended or authorized for use in products or systems that may pose a direct threat to human life or bodily injury (artificial life support devices or systems; surgical implantations; etc.), or may cause serious property damage (space system; undersea repeaters; nuclear power control systems; aircraft control systems; key plant systems; military equipment; etc.). Renesas Electronics disclaims any and all liability for any damages or losses incurred by you or any third parties arising from the use of any Renesas Electronics product that is inconsistent with any Renesas Electronics data sheet, user's manual or other Renesas Electronics document.
6. When using Renesas Electronics products, refer to the latest product information (data sheets, user's manuals, application notes, "General Notes for Handling and Using Semiconductor Devices" in the reliability handbook, etc.), and ensure that usage conditions are within the ranges specified by Renesas Electronics with respect to maximum ratings, operating power supply voltage range, heat dissipation characteristics, installation, etc. Renesas Electronics disclaims any and all liability for any malfunctions, failure or accident arising out of the use of Renesas Electronics products outside of such specified ranges.
7. Although Renesas Electronics endeavors to improve the quality and reliability of Renesas Electronics products, semiconductor products have specific characteristics, such as the occurrence of failure at a certain rate and malfunctions under certain use conditions. Unless designated as a high reliability product or a product for harsh environments in a Renesas Electronics data sheet or other Renesas Electronics document, Renesas Electronics products are not subject to radiation resistance design. You are responsible for implementing safety measures to guard against the possibility of bodily injury, injury or damage caused by fire, and/or danger to the public in the event of a failure or malfunction of Renesas Electronics products, such as safety design for hardware and software, including but not limited to redundancy, fire control and malfunction prevention, appropriate treatment for aging degradation or any other appropriate measures. Because the evaluation of microcomputer software alone is very difficult and impractical, you are responsible for evaluating the safety of the final products or systems manufactured by you.
8. Please contact a Renesas Electronics sales office for details as to environmental matters such as the environmental compatibility of each Renesas Electronics product. You are responsible for carefully and sufficiently investigating applicable laws and regulations that regulate the inclusion or use of controlled substances, including without limitation, the EU RoHS Directive, and using Renesas Electronics products in compliance with all these applicable laws and regulations. Renesas Electronics disclaims any and all liability for damages or losses occurring as a result of your noncompliance with applicable laws and regulations.
9. Renesas Electronics products and technologies shall not be used for or incorporated into any products or systems whose manufacture, use, or sale is prohibited under any applicable domestic or foreign laws or regulations. You shall comply with any applicable export control laws and regulations promulgated and administered by the governments of any countries asserting jurisdiction over the parties or transactions.
10. It is the responsibility of the buyer or distributor of Renesas Electronics products, or any other party who distributes, disposes of, or otherwise sells or transfers the product to a third party, to notify such third party in advance of the contents and conditions set forth in this document.
11. This document shall not be reprinted, reproduced or duplicated in any form, in whole or in part, without prior written consent of Renesas Electronics.
12. Please contact a Renesas Electronics sales office if you have any questions regarding the information contained in this document or Renesas Electronics products.

(Note 1) "Renesas Electronics" as used in this document means Renesas Electronics Corporation and also includes its directly or indirectly controlled subsidiaries.

(Note 2) "Renesas Electronics product(s)" means any product developed or manufactured by or for Renesas Electronics.

(Rev.4.0-1 November 2017)



### SALES OFFICES

Renesas Electronics Corporation

<http://www.renesas.com>

Refer to "<http://www.renesas.com/>" for the latest and detailed information.

#### Renesas Electronics America Inc.

1001 Murphy Ranch Road, Milpitas, CA 95035, U.S.A.  
Tel: +1-408-432-8888, Fax: +1-408-434-5351

#### Renesas Electronics Canada Limited

9251 Yonge Street, Suite 8309 Richmond Hill, Ontario Canada L4C 9T3  
Tel: +1-905-237-2004

#### Renesas Electronics Europe Limited

Dukes Meadow, Millboard Road, Bourne End, Buckinghamshire, SL8 5FH, U.K  
Tel: +44-1628-651-700, Fax: +44-1628-651-804

#### Renesas Electronics Europe GmbH

Arcadiastrasse 10, 40472 Düsseldorf, Germany  
Tel: +49-211-6503-0, Fax: +49-211-6503-1327

#### Renesas Electronics (China) Co., Ltd.

Room 1709 Quantum Plaza, No.27 ZhichunLu, Haidian District, Beijing, 100191 P. R. China  
Tel: +86-10-8235-1155, Fax: +86-10-8235-7679

#### Renesas Electronics (Shanghai) Co., Ltd.

Unit 301, Tower A, Central Towers, 555 Langao Road, Putuo District, Shanghai, 200333 P. R. China  
Tel: +86-21-2226-0888, Fax: +86-21-2226-0999

#### Renesas Electronics Hong Kong Limited

Unit 1601-1611, 16/F., Tower 2, Grand Century Place, 193 Prince Edward Road West, Mongkok, Kowloon, Hong Kong  
Tel: +852-2265-6688, Fax: +852 2886-9022

#### Renesas Electronics Taiwan Co., Ltd.

13F, No. 363, Fu Shing North Road, Taipei 10543, Taiwan  
Tel: +886-2-8175-9600, Fax: +886 2-8175-9670

#### Renesas Electronics Singapore Pte. Ltd.

80 Bendemeer Road, Unit #06-02 Hyflux Innovation Centre, Singapore 339949  
Tel: +65-6213-0200, Fax: +65-6213-0300

#### Renesas Electronics Malaysia Sdn.Bhd.

Unit 1207, Block B, Menara Amcorp, Amcorp Trade Centre, No. 18, Jln Persiaran Barat, 46050 Petaling Jaya, Selangor Darul Ehsan, Malaysia  
Tel: +60-3-7955-9390, Fax: +60-3-7955-9510

#### Renesas Electronics India Pvt. Ltd.

No.777C, 100 Feet Road, HAL 2nd Stage, Indiranagar, Bangalore 560 038, India  
Tel: +91-80-67208700, Fax: +91-80-67208777

#### Renesas Electronics Korea Co., Ltd.

17F, KAMCO Yangjae Tower, 262, Gangnam-daero, Gangnam-gu, Seoul, 06265 Korea  
Tel: +82-2-558-3737, Fax: +82-2-558-5338