

AC-DC Adapter

19.5 V 150 W / ADT-150A19AA G-A

ADT-150A

Highlights & Features

- Efficiency DoE Level VI & CoC Tier 2
- No load power consumption < 0.15 W
- Universal AC input / Full range
- Fully enclosed plastic case
- Protection: short circuit / over voltage / overload/ over temperature



Safety Standards



CB Certified for worldwide use

Model Number: ADT-150A19AA G-A
Unit Weight: 0.41 kg (0.90 lb)
Dimensions (L×W×H): 160 x 76.2 x 25.8 mm
 (6.3 x 3 x 1.02 inch)

General Description

The ADT-150A19AA G-A external power supply comes with universal AC input at 90 Vac to 264 Vac. With the efficiency up to 91.5% and the extremely low no-load power consumption below 0.15 W, The ADT-150A19AA G-A is compliant with DoE level VI and CoC Tier 2. It conforms to major international safety standards according to IEC/EN/UL 62368-1 and IEC/EN 60950-1 approval for ITE including BSMI, CCC, PSE and KC. In addition, it also meet the EMI approvals to EN/BS EN 55032 Class B.

Model Information

Model Number	Input Voltage Range	Efficiency Level	Rated Output Voltage	Rated Output Current
ADT-150A19AA G-A	90-264 Vac	DoE Level VI & CoC Tier 2	19.5 V	7.7 A

Model Numbering

ADT -	150	A	19	A	A	G -	A
Delta AC-DC Adapter	Max wattage	Family Code	Output Voltage 19 for 19.5 V	A: Desktop	Input connector A:C6	Output Connector G - : Barrel type O.D: 6.0 mm, I.D: 3.5 mm, length: 11.5 mm	Standard

AC-DC Adapter

19.5 V 150 W / ADT-150A19AA G-A

Specifications

Input Ratings / Characteristics

Nominal Input Voltage	100-240 Vac	
Input Voltage Range	90-264 Vac	
Nominal Input Frequency	50-60 Hz	
Input Frequency Range	47-63 Hz	
Input Current (max)	115 Vac	1.8 A
	230 Vac	0.9 A
Efficiency at 100% load (typ)	115 Vac	90.0%
	230 Vac	91.5%
Average Efficiency (min)	89% @ 115 Vac & 230 Vac	
Efficiency @ 10% load	79% @ 115 Vac & 230 Vac	
No Load Power Consumption (max)	0.15 W @ 115 Vac & 230 Vac	
Inrush Current	No damage	
Power Factor (min)	0.9 @ 230 Vac/ Rated output current	
Leakage Current (max)	0.25 mA @ 240 Vac/50 Hz	

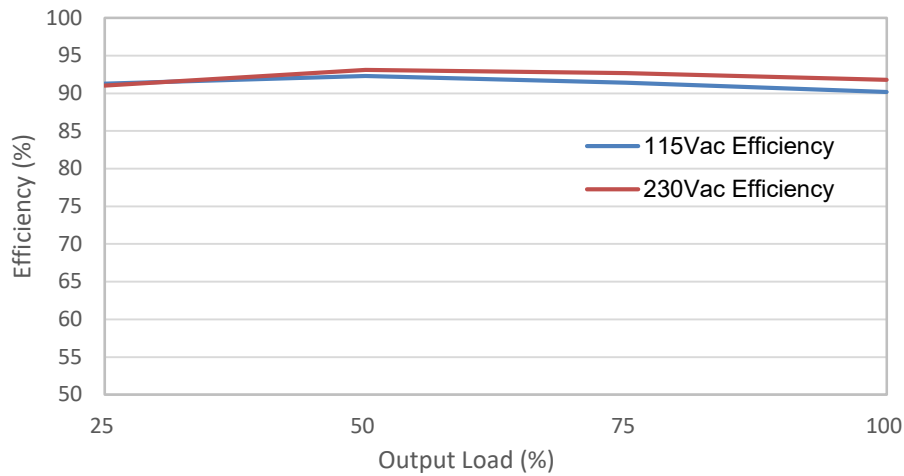


Figure 1. ADT-150A19AA G-A efficiency versus output load

AC-DC Adapter

19.5 V 150 W / ADT-150A19AA G-A

Output Ratings / Characteristics

Nominal Output Voltage	19.5 V	
Output Current	0-7.7 A	
Output Power	150 W	
Line Regulation	± 0.5%	
Load Regulation	± 4.5%	
PARD* (20 MHz)	0 to 40°C	380 mV pk-pk
	-10 to 0°C	760 mV pk-pk
Start-up Time (max)	1000 ms @ 115 Vac 500 ms @ 230 Vac	
Rise Time (max)	40 ms @ nominal input, full load	
Hold-up Time (min)	16 ms @ nominal input, full load	
Transient Responses	± 10% @ 10% -100% load change, Slew rate 1 A/us, 100 to 5 KHz, 50% Duty Cycle	
Capacitive Load (max)	470 uF	

*PARD is measured with an AC coupling mode, and in parallel with 0.1uF ceramic capacitor & 47uF electrolytic capacitor.

Mechanical

Case	PC	
Dimensions (L × W × H)	160 x 76.2 x 25.8 mm (6.3 x 3 x 1.02 inch)	
Unit Weight	0.41 kg (0.90 lb)	
Indicator	N/A	
Cooling System	Convection	
Terminal	Input	C6
	Output	Barrel type : O.D: 6.0mm, I.D: 3.5mm, length: 11.5mm
	Length	1800 mm

AC-DC Adapter

19.5 V 150 W / ADT-150A19AA G-A

Environment

Surrounding Temperature	Operating	-10°C to +60°C
	Storage	-40°C to +85°C
Power De-Rating		>40°C de-rated by 2.5%/°C
Operating Humidity		5%-95% RH (non-condensing)
Operating Altitude		5,000 meters (16,400 feet)
Ball Impact Test		Test height 130 cm, 1 sample 1 time, Steel Ball 500 g, Concrete floor
Drop Test		Test height 100 cm, 6 face for each sample, concrete floor Function test pass after drop test
Shock Test (Non-Operating)		50 G, 11 ms, 1 shock for each direction
Vibration (Non-Operating)		5-500 Hz, 2.09 Grms, 20 mins, one cycle for each three axis

Protections

Overvoltage (max)	27 V, Latch mode
Overload / Overcurrent (max)	120-180% , Latch
Over Temperature	Latch Mode
Short Circuit	Latch Mode
Pollution Degree	2
Protection Against Shock	Class I

Reliability Data

MTBF	> 300,000 hrs. per Telcordia SR-332 at Input: 115 Vac, Output: 100% load, Ta: 25°C
Expected Cap Life Time	5 years (50% load @ 25°C)

AC-DC Adapter

19.5 V 150 W / ADT-150A19AA G-A

Safety Standards / Directives

Electrical Safety		IEC/EN 60950-1; IEC/UL/EN 62368-1
		BSMI CNS14336-1
		CCC GB4943.1
		PSE J62368-1
		KC K60950-1
CE		Comply with EMC Directive 2014/30/EU and the Low Voltage Directive 2014/35/EU
UKCA		In conformance with Electromagnetic Compatibility Regulations 2016 and Electrical Equipment (Safety) Regulations 2016
Galvanic Isolation	I/P to O/P	3000 Vac

EMC

EMC / Emissions		CISPR/EN/BS EN 55032 Class B BSMI CNS13438 GB/T9254 KN32
Harmonic Current Emissions	IEC61000-3-2	Class D; GB17625.1
Immunity to		EN/BS EN 55024; KN35
Radiated and conducted Emissions		Conducted Emissions: EN/BS EN 55032 Class B Radiated Emissions: EN/BS EN 55032 Class B
Voltage Flicker	IEC61000-3-3	
Electrostatic Discharge	IEC61000-4-2	Level 3 Criteria A ¹⁾ Air Discharge: 15 kV Contact Discharge: 8 kV
Radiated Field	IEC61000-4-3	Level 2 Criteria A ¹⁾ 80 MHz-1 GHz, 3 V/m, 80% AM(1 KHz)
Electrical Fast Transient / Burst	IEC61000-4-4	Level 2 Criteria A ¹⁾ : 1 kV
Surge	IEC61000-4-5	Level 3 Criteria A ¹⁾ Common Mode ⁴⁾ : 2 kV Differential Mode ⁵⁾ : 1 kV
Conducted	IEC61000-4-6	Level 2 Criteria A ¹⁾ 150 kHz-80 MHz, 3 Vrms, Sine Wave, 80% AM modulation
Power Frequency Magnetic Fields	IEC61000-4-8	Criteria A ¹⁾ Magnetic field strength 3 A/m
Voltage Dips	IEC61000-4-11	Voltage dips 70% reduction/0.5 periods (Criterion A ¹⁾) 40% reduction/5 periods (Criterion B ²⁾) Voltage short interruptions 5% reduction/250 periods (Criterion B ²⁾)

1) Criteria A: Normal performance within the specification limits

2) Criteria B: Output out of regulation, or shuts down during test. Automatically restore to normal operation after test.

3) Criteria C: PSU shuts down during test, but need operator to reset.

4) Asymmetrical: Common mode (Line to earth)

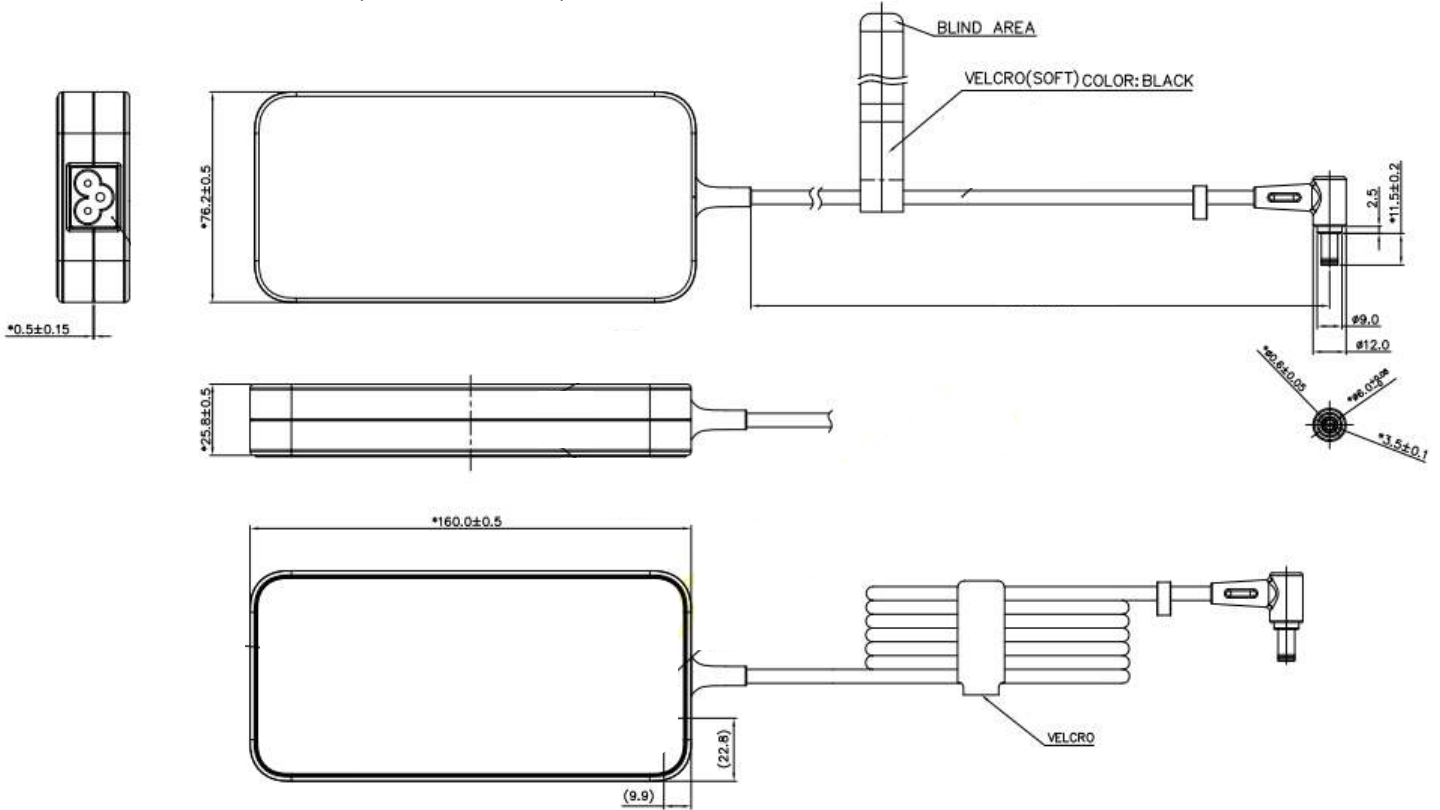
5) Symmetrical: Differential mode (Line to line)

AC-DC Adapter

19.5 V 150 W / ADT-150A19AA G-A

Dimensions

L x W x H: 160 x 76.2 x 25.8 mm (6.3 x 3 x 1.02 inch)



Engineering Data

Output Load De-rating V.S. Surrounding Air Temperature

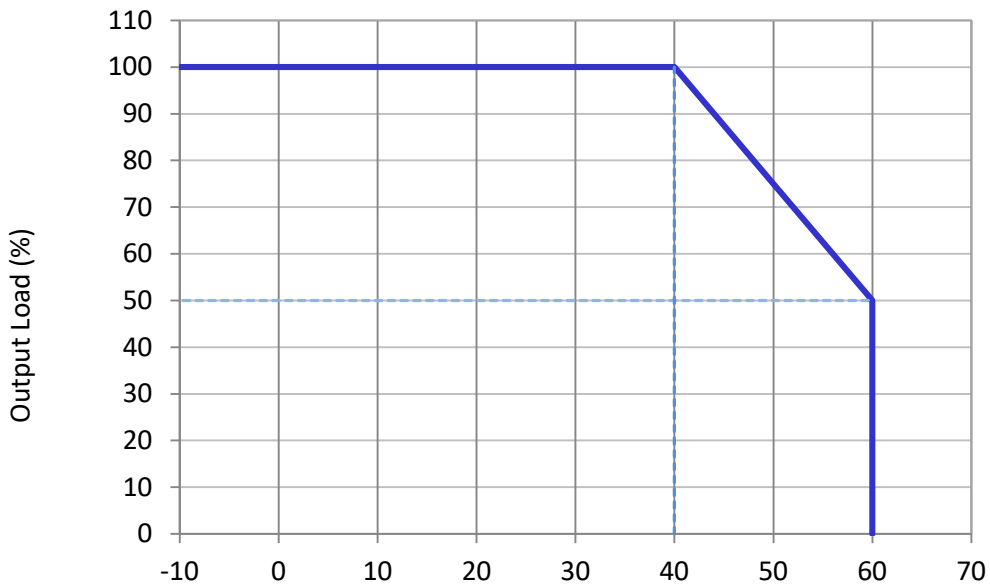


Fig. 1 De-rating for All Mounting Orientation
 > 40°C de-rate power by 2.5% / °C

AC-DC Adapter

19.5 V 150 W / ADT-150A19AA G-A

Attention

Delta provides all information in the datasheets on an "AS IS" basis and does not offer any kind of warranty through the information for using the product. In the event of any discrepancy between the information in the catalog and datasheets, the datasheets shall prevail (please refer to www.DeltaPSU.com for the latest datasheets information). Delta shall have no liability of indemnification for any claim or action arising from any error for the provided information in the datasheets. Customer shall take its responsibility for evaluation of using the product before placing an order with Delta.

Delta reserves the right to make changes to the information described in the datasheets without notice.

Manufacturer and Authorized Representatives Information

Manufacturer

Thailand

Delta Electronics (Thailand) PCL.
909 Pattana 1 Rd., Muang, Samutprakarn, 10280 Thailand

Taiwan

Delta Electronics, Inc.
3 Tungyuan Road, Chungli Industrial Zone, Taoyuan County
32063, Taiwan

Authorized Representatives

The Netherlands

Delta Greentech (Netherlands) B.V.
Zandsteen 15, 2132 MZ Hoofddorp, The Netherlands

United Kingdom

Delta Electronics Europe Limited
1 Redwood Court, Peel Park Campus,
East Kilbride, Glasgow, G74 5PF, United Kingdom