

TG series

Subminiature slide switches



DISTINCTIVE FEATURES

Single piece case

Epoxy sealed terminals

Washable version available

Wide variety of contact materials

Same PCB layout as TL, TP and TR subminiature series



ELECTRICAL SPECIFICATIONS

- Current/voltage rating with resistive load :
 - Gold plated contacts : 0.4 VA 20V max. AC or DC
 - Silver plated contacts : 0.5 A 48V max. AC or DC
- Contact resistance : 20 mΩ max.
- Insulation resistance : 1,000 MΩ min. at 500 VDC
- Dielectric strength :
 - 1,000 Vrms 50 Hz min. between terminals and frame
 - 500 Vrms 50 Hz min. between terminals
- Electrical life at full load :
 - 2 position switches : 60,000 cycles
 - 3 position switches : 30,000 cycles



GENERAL SPECIFICATIONS

- Travel : 2.60 mm (.102)
- Wave soldering : 260 °C (500 °F) - 5 sec. max.
- Operating temperature : -30 °C to +85 °C (-22 °F to +185 °F)
- Cleaning : solvents or water + detergent



MATERIALS

- Case : flame retardant thermoplastic
- Actuator : thermoplastic
- Ground plate and bracket : brass, tin plated
- Contacts and terminals : see next page
- Rubber seal : silicone, transparent
- Terminal seal : epoxy

APEM products may be recycled at end-of-life for the re-claiming of valuable metal components.

The company reserves the right to change specifications without notice.

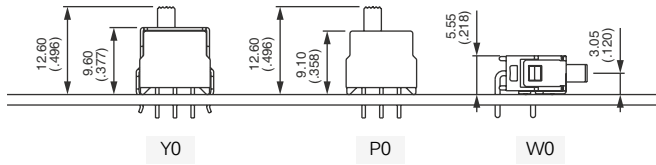


TG series

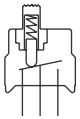
Subminiature slide switches



PCB MOUNTING

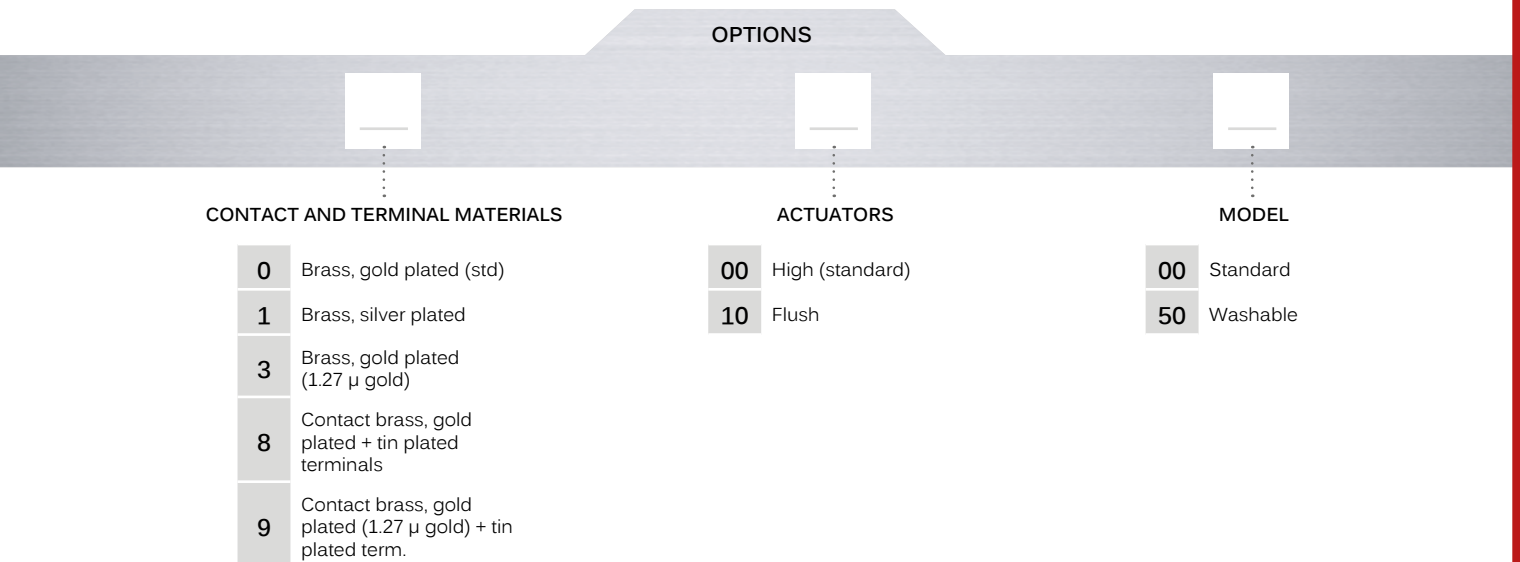
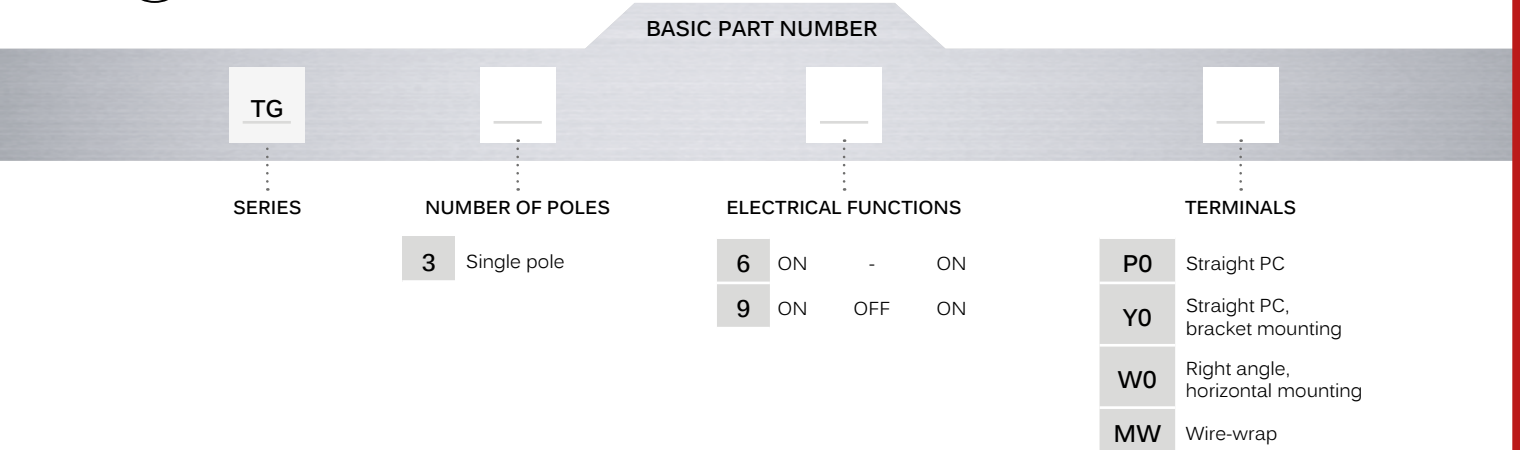


ELECTRICAL FUNCTIONS





BUILD YOUR PART NUMBER



ABOUT THIS SERIES

On the following pages, you will find successively basic part numbers of switches and options in the same order as in above chart.

Notice : please note that not all combinations of above numbers are available. Refer to the following pages for further information.

TG series

Subminiature slide switches

STRAIGHT PC TERMINALS STANDARD MODEL



TG36P0••00	ON	-	ON
TG39P0••00	ON	OFF	ON

STRAIGHT PC TERMINALS WASHABLE MODEL



TG36P0••50	ON	-	ON
TG39P0••50	ON	OFF	ON

STRAIGHT PC TERMINALS BRACKET MOUNTING - STANDARD MODEL



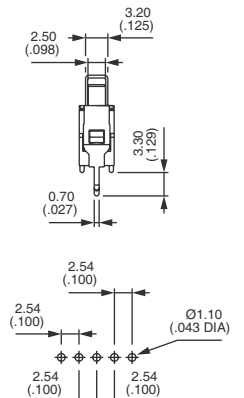
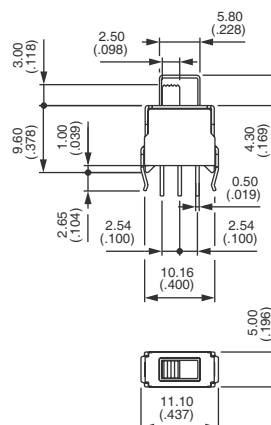
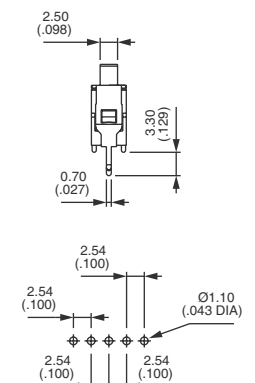
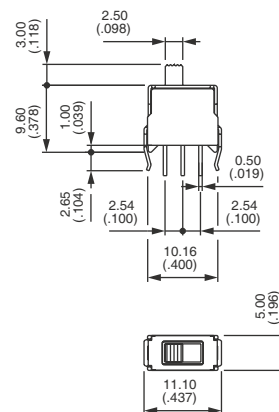
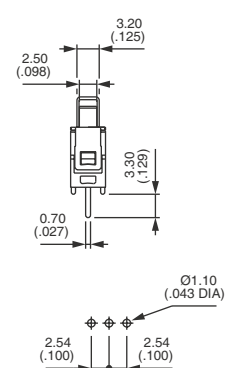
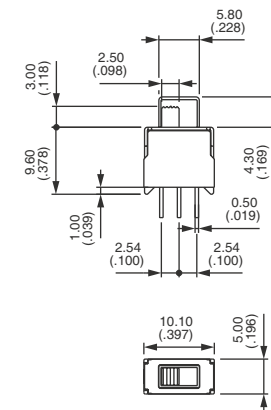
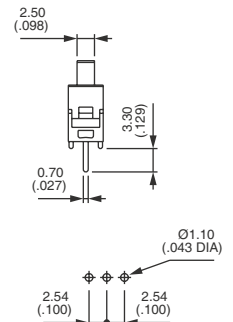
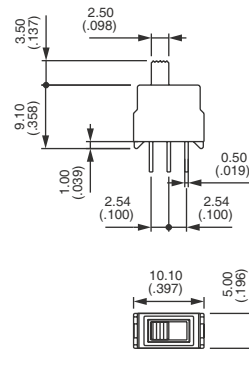
TG36Y0••00	ON	-	ON
TG39Y0••00	ON	OFF	ON

STRAIGHT PC TERMINALS BRACKET MOUNTING - WASHABLE MODEL



TG36Y0••50	ON	-	ON
TG39Y0••50	ON	OFF	ON

Shown with standard actuator



TG series

Subminiature slide switches

RIGHT ANGLE TERMINALS HORIZONTAL MOUNTING - STANDARD MODEL



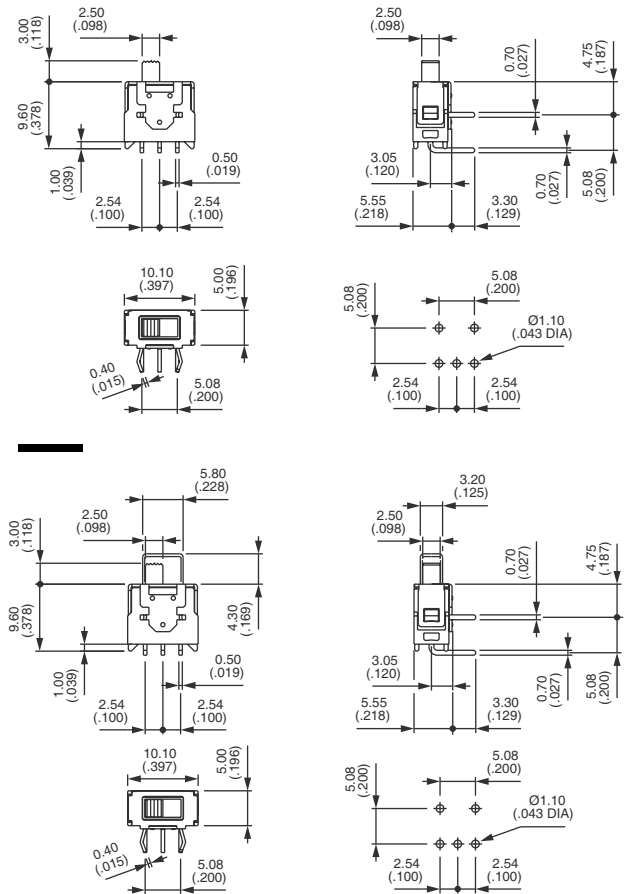
TG36W0••00	ON	-	ON
TG39W0••00	ON	OFF	ON

RIGHT ANGLE TERMINALS HORIZONTAL MOUNTING - WASHABLE MODEL



TG36W0••50	ON	-	ON
TG39W0••50	ON	OFF	ON

Shown with standard actuator



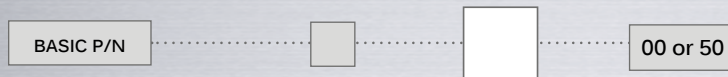
CONTACT AND TERMINAL MATERIALS



To order a product, replace first • of the part number with one of the following codes.

- 0 Brass, gold plated (standard)
- 1 Brass, silver plated
- 3 Brass, gold plated (1.27 μ gold)
- 8 Contact brass, gold plated + tin plated terminals
- 9 Contact brass, gold plated (1.27 μ gold) + tin plated terminals

ACTUATORS



To order a product, replace second • of the part number with one of the following codes.

- 00 High actuator (standard)
- 10 Flush actuator