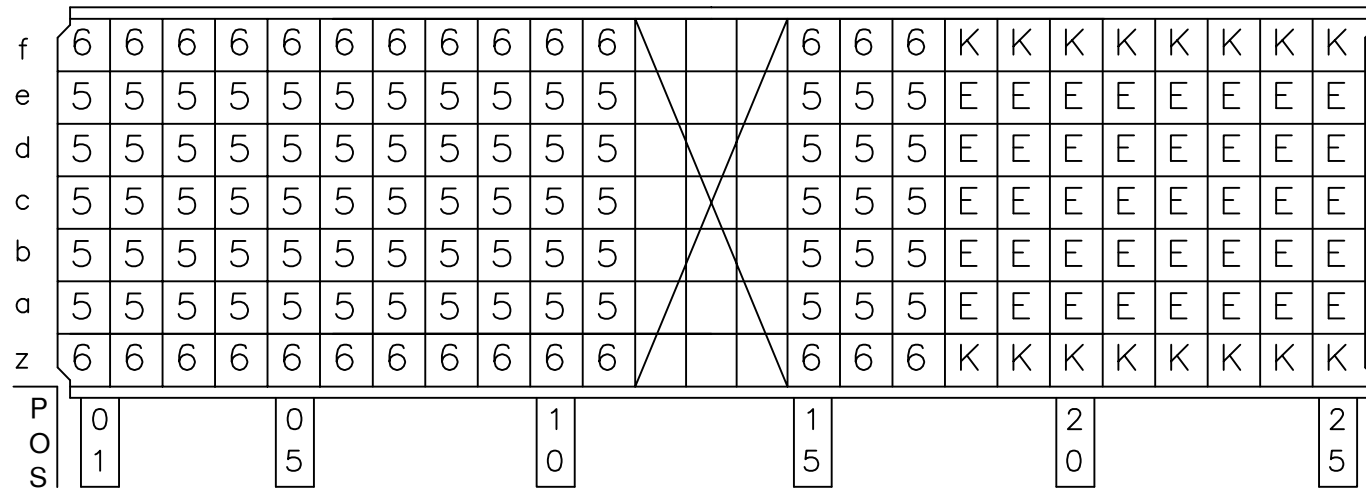
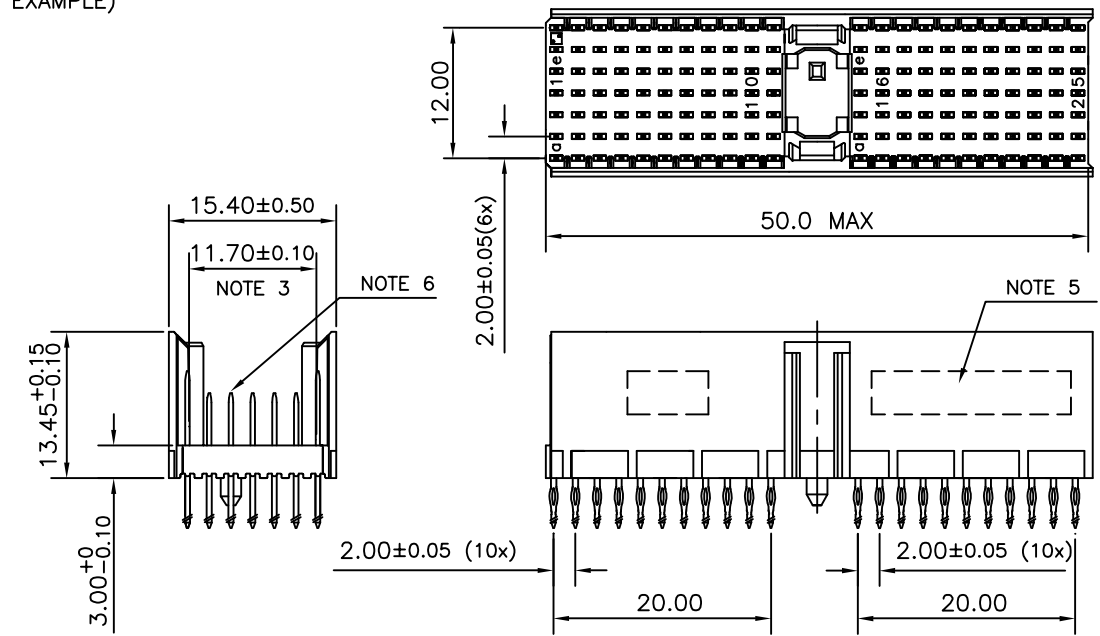


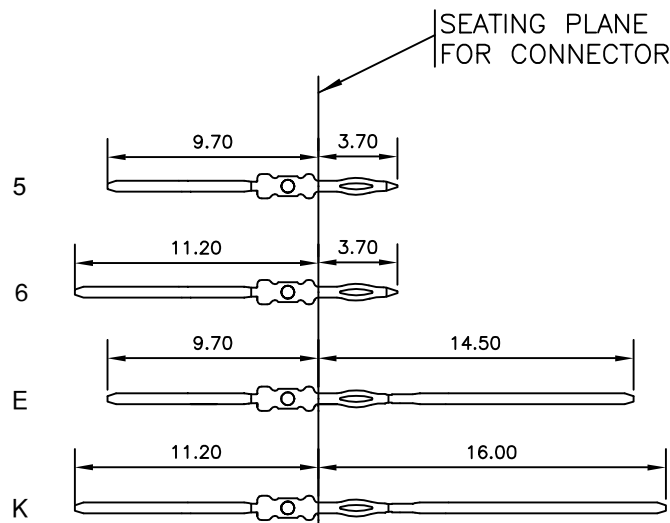
LOADING PATTERN MATING SIDE



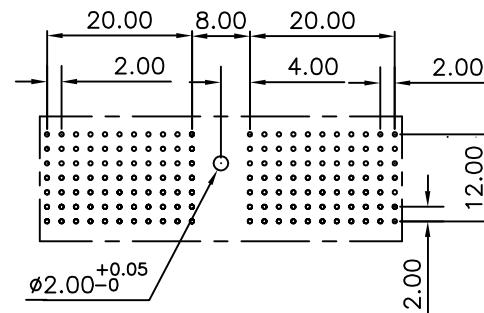
LOADED CONNECTOR ASSEMBLY (FOR EXAMPLE)



CONTACT OVERVIEW



LAY-OUT P.C.B.-HOLE



LEAD FREE INDICATOR : LF = LEAD FREE (DIGIT 15 & 16)

HM2P07PMK1N5

PLATING CODE (DIGIT 13 AND 14) (REF DRW NO. BS,C , 201844 , 003)

NOTES

1. THIS PRODUCT IS CSA APPROVED.
 2. THIS PRODUCT IS UL RECOGNIZED.
 3. MEASURED AT THE BOTTOM.
 4. MATERIAL CONTACT: PHOSPHORBRONZE
HOUSING: CREAM WHITE GLASS FILLED POLYESTER UL-94V0
 5. CONNECTOR PRINTED WITH P/N AND DATE CODE.
 6. FOR ACTUAL CONTACT LOADINGS, SEE LOADING PATTERN MATING SIDE.
 7. SHAPE OF CONNECTOR HOUSING CAN ALTER DEPENDING ON PRODUCTION LOCATION
 8. THE PRODUCT (LF) MEETS EUROPEAN UNION DIRECTIVES AND OTHER COUNTRY REGULATIONS AS DESCRIBED IN GS-22-008
 9. FOR RECOMMENDED PTH DIMENSIONS REFER DRAWING : BS, A , 201572 , 001
- CATALOG NO: HM2P07PMK1N5- - -

mat'l. code SEE NOTE 4				surface ISO 1302 ✓	tolerance ISO 406 ISO 1101	projection MM	product family MLLIPACS				
ltr	ecn no	dr	date	tolerances unless otherwise specified		MM	title MPACS 5+2R STR HDR PF CONN TYPE A				
A	105-0207	MINI	2005-10-26	angles	linear		scale -	dwg no sheet 1 of 1			
B	106-0122	MINI	2006-07-20					0°±1°	size A3		
				dr	MINI K VANDANATH	2005-10-26		sheet 1 of 1			
				enr	BIJU K PAUL	2005-10-26	size A3				
				chr	BIJU K PAUL	2006-07-20	sheet 1 of 1				
				appd	BIJU K PAUL	2006-07-20	size A3				
				FCI				type Product Customer Drawing			
sheet index	revision sheet	B	1								