

60187-2 ✓ ACTIVE

TE Internal #: 60187-2

Ring Terminals & Spade Terminals, Spade Tongue, 18 – 14 AWG

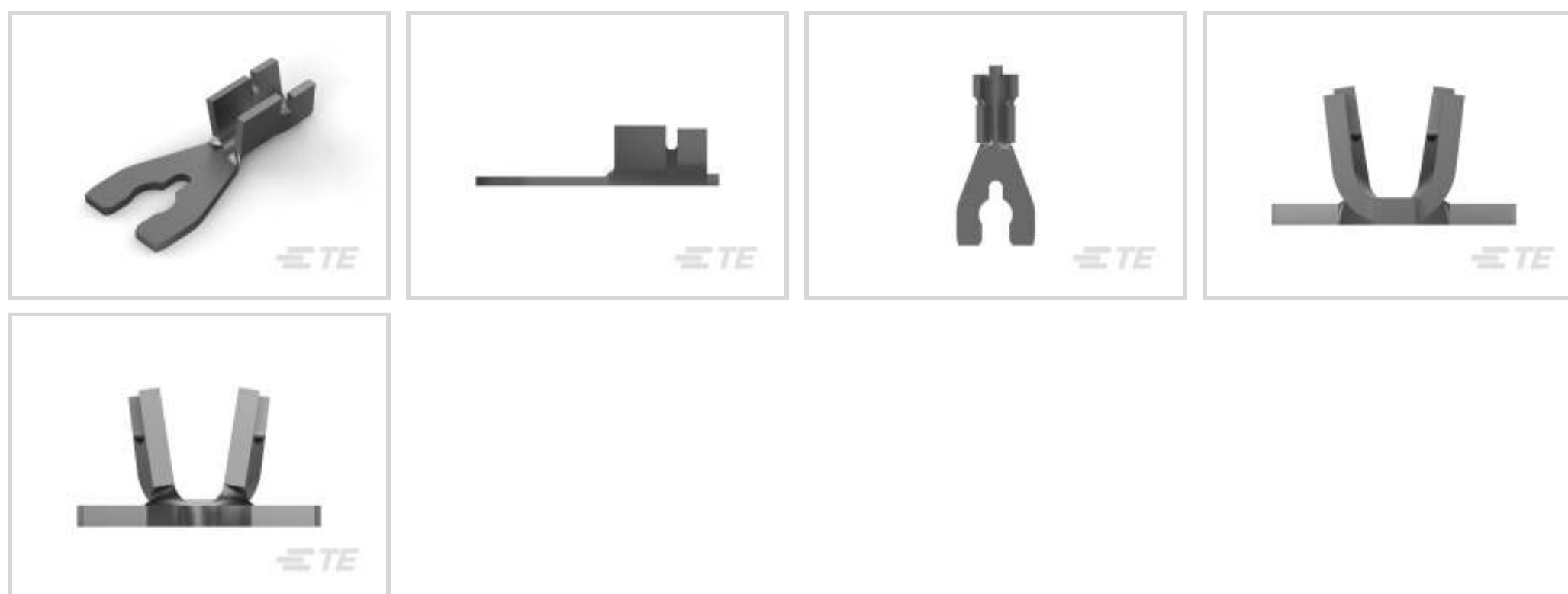
Wire Size, .8 – 2.08 mm² Wire Size, 1624 – 4106 CMA Wire Size,

Stud Size M3.5 / #6

[View on TE.com >](#)



Terminals & Splices > Ring Terminals & Spade Terminals



Ring & Spade Terminal Type: **Spade Tongue**

Wire Size: **1624 – 4106 CMA**

Stud Size: **#6, M3.5**

Features

Product Type Features

| | |
|--|--------------------|
| Shape Description | Spring Spade |
| Stud Size | #6, M3.5 |
| Sealable | No |
| Compatible With Discrete Wire Type | Stranded |
| Wire Insulation Support Retention Type | Insulation Support |

Contact Features

| | |
|-------------------------------|--------------|
| Contact Base Material | Brass |
| Ring & Spade Terminal Type | Spade Tongue |
| Barrel Type | Open |
| Terminal Orientation | Straight |
| Terminal Plating Material | Tin |
| Contact Underplating Material | Nickel |

Mechanical Attachment

| | |
|-------------------------|------|
| Wire Insulation Support | With |
|-------------------------|------|

Dimensions

| | |
|--|-------|
| | .1 in |
|--|-------|



| | |
|--------------------------------------|-----------------------------------|
| Wire Size | 1624 – 4106 CMA |
| Stud Diameter | 3.51 mm[.138 in] |
| Tongue Thickness | .76 mm[.03 in] |
| Product Length | 19.05 mm[.75 in] |
| Barrel Inside Diameter | 1.77 mm, 2.92 mm[.07 in][.115 in] |
| Compatible Insulation Diameter (Max) | 3.56 mm[.14 in] |
| Compatible Insulation Diameter Range | 2.54 – 3.56 mm[.1 – .14 in] |

Usage Conditions

| | |
|-----------------------------|----------------|
| Insulation Option | Uninsulated |
| Operating Temperature Range | 110 °C[230 °F] |

Operation/Application

| | |
|------------------------------------|--------|
| Compatible With Wire Base Material | Copper |
|------------------------------------|--------|

Industry Standards

| | |
|-------------------------------|----|
| Government Qualified Terminal | No |
|-------------------------------|----|

Packaging Features

| | |
|--------------------|------------|
| Packaging Quantity | 10000 |
| Packaging Method | Strip/Reel |

Product Compliance

[For compliance documentation, visit the product page on TE.com>](#)

| | |
|---|---|
| EU RoHS Directive 2011/65/EU | Compliant |
| EU ELV Directive 2000/53/EC | Compliant |
| China RoHS 2 Directive MIIT Order No 32, 2016 | No Restricted Materials Above Threshold |
| EU REACH Regulation (EC) No. 1907/2006 | Current ECHA Candidate List: JUNE 2023 (235) Candidate List Declared Against: JUNE 2023 (235) Does not contain REACH SVHC |
| Halogen Content | Low Halogen - Br, Cl, F, I < 900 ppm per homogenous material. Also BFR/CFR/PVC Free |
| Solder Process Capability | Not applicable for solder process capability |

Product Compliance Disclaimer

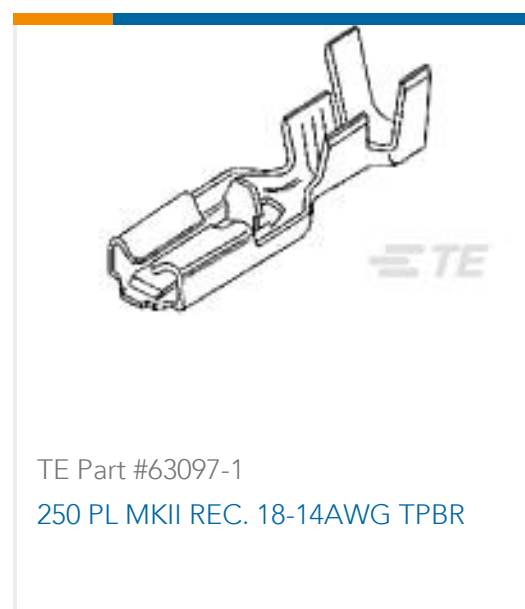
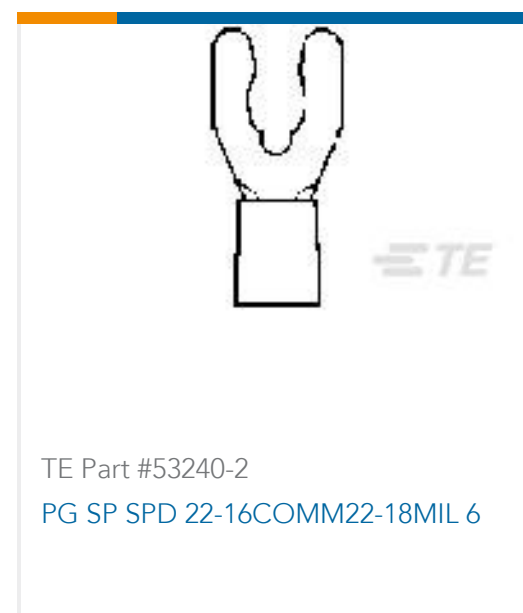
This information is provided based on reasonable inquiry of our suppliers and represents our current actual knowledge based on the information they provided. This information is subject to change. The part numbers that TE has identified as


EU RoHS compliant have a maximum concentration of 0.1% by weight in homogenous materials for lead, hexavalent chromium, mercury, PBB, PBDE, DBP, BBP, DEHP, DIBP, and 0.01% for cadmium, or qualify for an exemption to these limits as defined in the Annexes of Directive 2011/65/EU (RoHS2). Finished electrical and electronic equipment products will be CE marked as required by Directive 2011/65/EU. Components may not be CE marked. Additionally, the part numbers that TE has identified as EU ELV compliant have a maximum concentration of 0.1% by weight in homogenous materials for lead, hexavalent chromium, and mercury, and 0.01% for cadmium, or qualify for an exemption to these limits as defined in the Annexes of Directive 2000/53/EC (ELV). Regarding the REACH Regulation, the information TE provides on SVHC in articles for this part number is based on the latest European Chemicals Agency (ECHA) 'Guidance on requirements for substances in articles' posted at this URL: <https://echa.europa.eu/guidance-documents/guidance-on-reach>

Compatible Parts



Customers Also Bought





Documents

Product Drawings

[SPRING SPADE CRIMP 18-14 AWG TPBR](#)

English

CAD Files

[3D PDF](#)

3D

Customer View Model

[ENG_CVM_CVM_60187-2_AA_c-60187-2-aa.2d_dxf.zip](#)

English

Customer View Model

[ENG_CVM_CVM_60187-2_AA_c-60187-2-aa.3d_igs.zip](#)

English

Customer View Model

[ENG_CVM_CVM_60187-2_AA_c-60187-2-aa.3d_stp.zip](#)

English

By downloading the CAD file I accept and agree to the [Terms and Conditions](#) of use.

Product Specifications

[Application Specification](#)

English

Product Environmental Compliance

[Product Compliance](#)

English

[Product Compliance](#)

English

Agency Approvals

[UL Report](#)

English