



Part Number: D4I0560

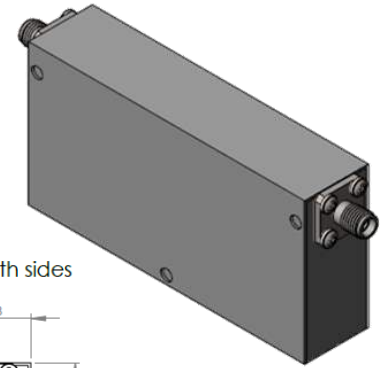
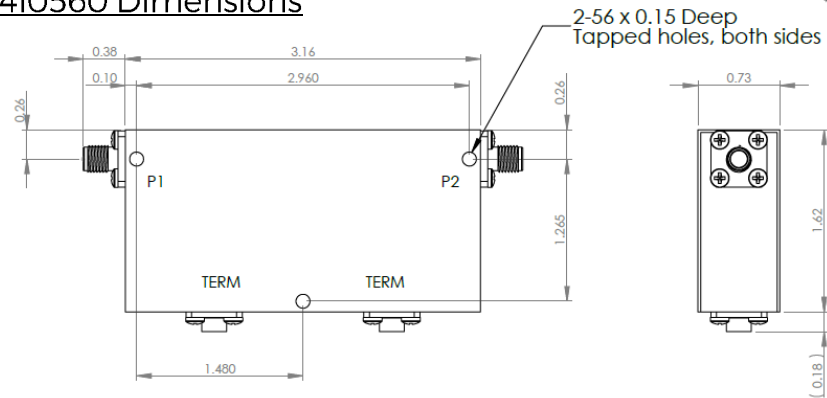
Electrical Specifications

Frequency Range (GHz):	0.525 – 0.600
Isolation (dB):	40 MIN
Insertion Loss (dB):	0.8 MAX
VSWR:	1.25:1 MIN
Forward Power (W):	300 AVG 750 PK
Reflective Power (W):	2 AVG

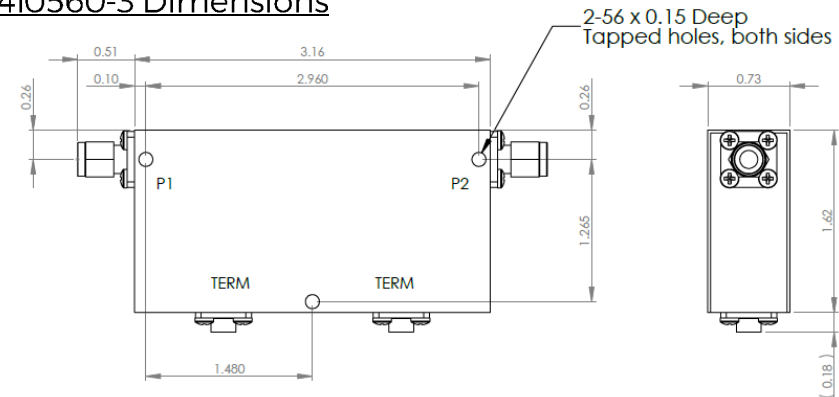
Mechanical/Environmental Specifications

Connector Type:	SMA
Connector Body:	Passivated stainless steel
Connector Pin:	Gold plated copper
Load Body:	Brass
Magnetic Shunt:	Nickel plated CRS
Operational Temp:	-20°C to +65°C
Weight (oz)	9.0 MAX

D4I0560 Dimensions



D4I0560-3 Dimensions



Dimensions are in inches
Tolerance

XX	±0.03
XXX	±0.010

Type of Device	PN Suffix	Connector Configuration Input / Output	PN Example
Single and Dual Junction Isolator, 2-Port Device	N/A	Female / Female	D4I0560
	-1	Male / Female	D4I0560-1
	-2	Female / Male	D4I0560-2
	-3	Male / Male	D4I0560-3



MEASURED DATA

Part Number: D4I0560, +25°C

