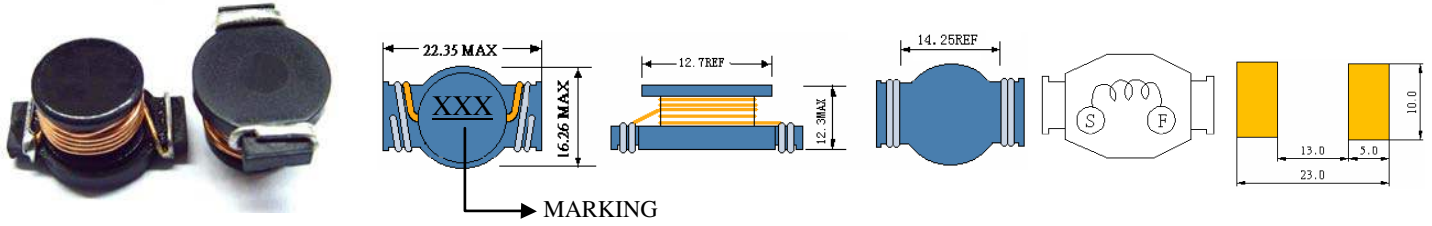


# SC5040FH

## SMD POWER INDUCTORS



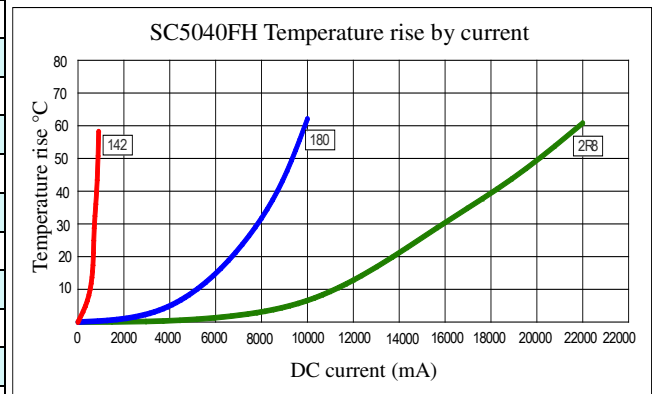
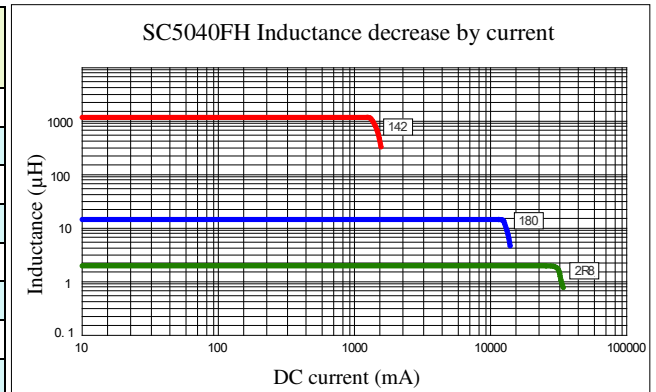
### • Features

1. Open frame construction
2. Excellent Power Density
3. Engineered to Provide High Efficiency



## ELECTRICAL CHARACTERISTICS

Part Number	Inductance (uH) (1)	Test Frequency	DC Resistance (Ω MAX) (2)	Saturation Current (A)	Temperature Current (A) (4)
SC5040FH-2R8	2.8	100KHZ	5.2m	33.4	16.0
SC5040FH-3R9	3.9	100KHZ	6.0m	26.8	14.0
SC5040FH-6R8	6.8	100KHZ	9.0m	21.5	11.5
SC5040FH-100	10	100KHZ	14.1m	17.8	10.0
SC5040FH-120	12	100KHZ	15.5m	15.9	8.5
SC5040FH-150	15	100KHZ	20m	13.8	7.5
SC5040FH-180	18	100KHZ	22m	13.2	6.8
SC5040FH-220	22	100KHZ	24m	11.8	5.2
SC5040FH-330	33	100KHZ	37m	9.6	4.4
SC5040FH-470	47	100KHZ	52m	7.8	4.1
SC5040FH-680	68	100KHZ	67m	6.7	3.4
SC5040FH-101	100	100KHZ	115m	5.6	3.2
SC5040FH-331	330	100KHZ	325m	3.0	1.8
SC5040FH-681	680	100KHZ	780m	2.0	1.1
SC5040FH-142	1400	100KHZ	1.59	1.5	0.7



(1). Inductance tolerance for 2.8uH~100uH:  $\pm 30\%$ , for 330uH~1400uH:  $\pm 20\%$ . Tested at 0.25V, 0ADC and 25°C.

(2). DCR measured at 25°C.

(3). The DC current at which the inductance decreases by 10% from its initial value.

(4). The DC current that results in a 40°C temperature rise from 25°C ambient.

[Click here for QUANTITY PER REEL & PACKING INFORMATION](#)

Custom versions available upon request.

© 2019 Signal Transformer – Specification subject to change without notice. 12.19



[belfuse.com/signal](http://belfuse.com/signal)

128 Atlantic Avenue, Lynbrook, NY 11563  
Toll Free 866-239-5777 • Tel 516-239-5777 • Fax 516-239-7208  
[Sales@signaltransformer.com](mailto:Sales@signaltransformer.com) • [techhelp@signaltransformer.com](mailto:techhelp@signaltransformer.com)