DRAWING MADE IN THIRD ANGLE PROJECTION
THIS DRAWING IS UNPUBLISHED. © COPYRIGHT 19 | RELEASED FOR PUBLICATION 19 BY AMP INCORPORATED. ALL INTERNATIONAL RIGHTS RESERVED.

LOC	DIST		
CM	54		

REVISIONS

ZONE	LTR	DESCRIPTION	DATE	APPD
	H	REV AND REDWN PER ECN CM-3892	9-24-92	NG RS

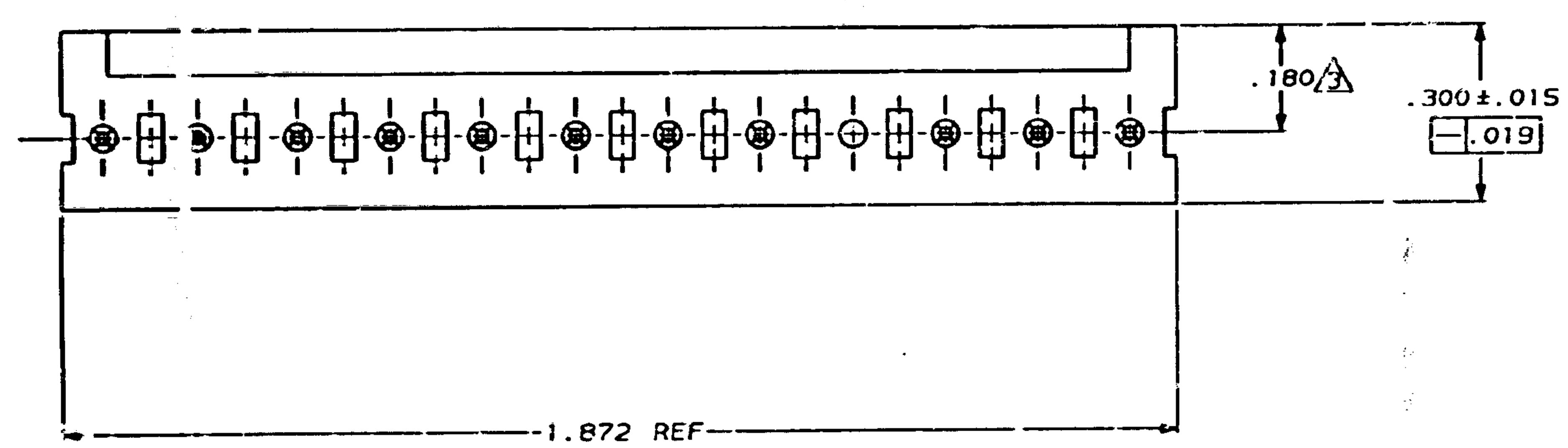

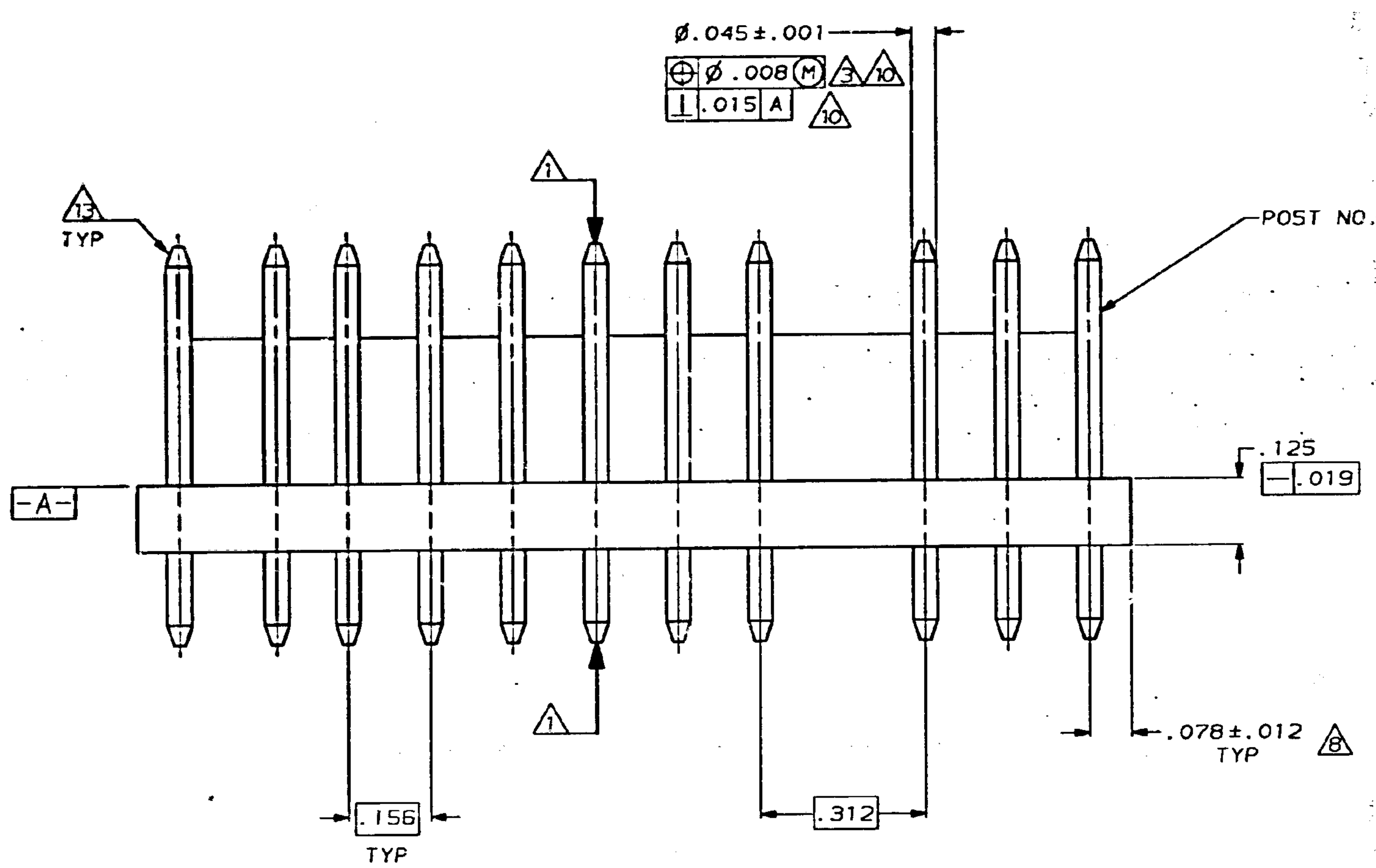

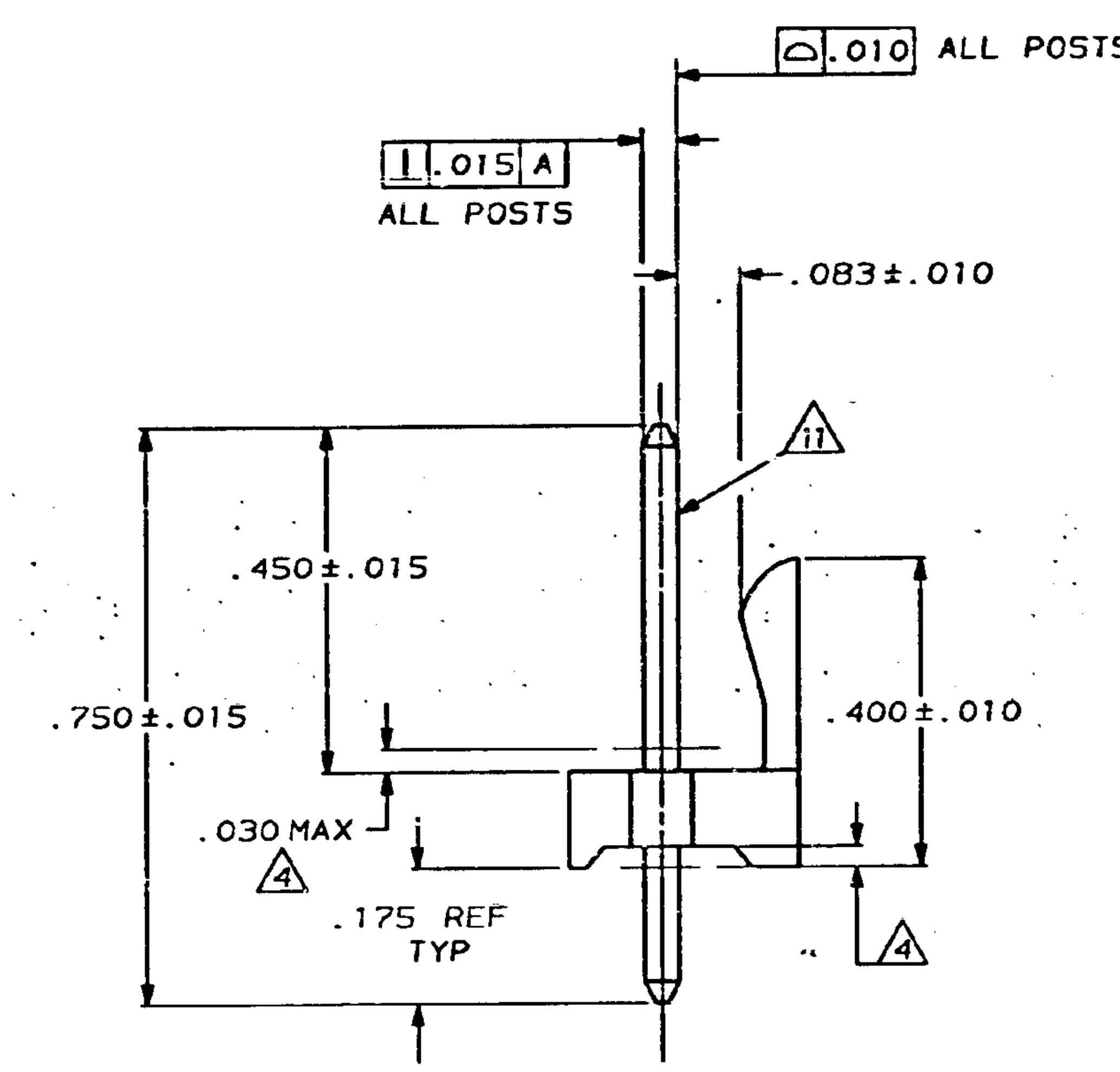

1. POST TO WITHSTAND 13 NEWTONS (3LBS.) MIN. AXIAL FORCE IN BOTH DIRECTIONS SHOWN WITHOUT DISLODGING.
2. TOLERANCES APPLY TO SOLDER SIDE OF BOARD.
3. MEASURED AT SURFACE -A-
4. PLASTIC FLASH PERMITTED IN THIS AREA.
5. PARTS COMPLY WITH AMP SOLDERABILITY SPEC. NO. 109-11-2.
6. ONE HOLE MAY BE UNDERSIZED (.051/.046 DIA.) FOR ASSEMBLY RETENTION DURING WAVE SOLDERING.
7. MATERIAL: HEADER-THERMOPLASTIC POLYESTER GLASS-FILLED 94V-0 (NATURAL)
   POST-COPPER ALLOY (TIN PLATED)
8. COORDINATE DIMENSION APPLIES FROM CENTER OF ACTUAL FEATURE.
9. PLASTIC BURRS CAUSED BY CUT-OFF TOOLING ARE PERMITTED WITHIN THE MAXIMUM TOLERANCE ENVELOPE.
10. POST TO BE MEASURED WHEN STRIP IS HELD FLAT.
11. POST MUST WITHSTAND TWO 90° BENDS AGAINST EXTRUSION WITHOUT BREAKING.
12. DIMENSION SHOULD BE .175 MIN WHEN MATING WITH A MTA 156 CONNECTOR ASSEMBLY OR A SL-156 CONNECTOR ASSEMBLY.
13. PIN BURR OF .005 MAX. VERTICAL AND .003 MAX. HORIZONTAL PERMITTED AT POST TIPS ON BOTH ENDS.

POST NUMBER OMITTED	PART NUMBER
4	641823-2

641823-2 SHOWN

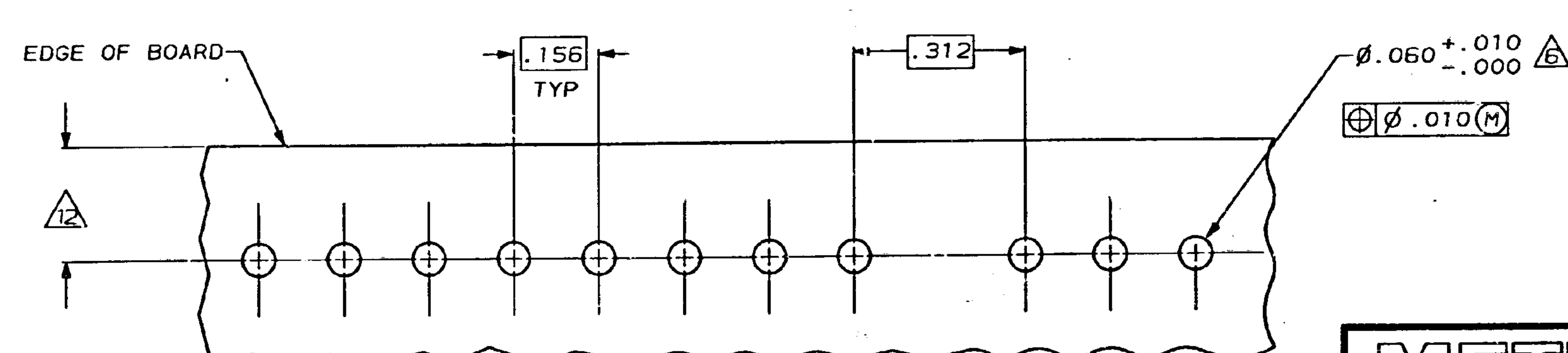

RECOMMENDED MOUNTING HOLE PATTERN FOR .063 THICK P.C. BOARD 2

IN	MM	IN	MM
.060	1.52	1.872	47.55
.051	1.30	.750	19.05
.046	1.17	.450	11.43
.045	1.14	.400	10.16
.030	0.76	.312	7.92
.019	0.48	.300	7.62
.015	0.38	.180	4.57
.012	0.30	.175	4.45
.010	0.25	.156	3.96
.008	0.20	.125	3.18
.005	0.13	.083	2.11
.003	0.08	.078	1.98
.001	0.03	.063	1.60

CONVERSION TABLE

METRIC

THIS DRAWING IS A CONTROLLED DOCUMENT FOR AMP INCORPORATED. IT IS SUBJECT TO CHANGE AND THE CONTROLLING ENGINEERING ORGANIZATION SHOULD BE CONTACTED FOR THE LATEST REVISION.

DO NOT SCALE PRINT.
UNLESS SPECIFIED
DIMENSIONS IN mm [INCHES]
TOLERANCES ON:
2 PLC DEC ± -
3 PLC DEC ± .005
ANGLES ± -

MATERIAL 7 -
FINISH 7

DR 9-24-92 N. GANNON
CHK 9-24-92 R. SWING
APPD 10-7-92 R. SPEER
APPD -
PRODUCT SPEC -
APPLICATION SPEC -
WEIGHT -

PART NO

AMP — AMP Incorporated, Harrisburg, PA 17105-3608

NAME: MTA 156 HEADER ASSEMBLY, FRICTION LOCK, STRAIGHT .045 ROUND POST, TIN PLATED, 12 POSITION, OMITTED POST

SIZE D | CAGE CODE 00779 | DRAWING NO C-641823
SCALE 5:1 | SHEET 1 OF 1

CUSTOMER DRAWING