

1 2 3 4 5 6 7

A

B

C

D

E

F

G

H

A

B

C

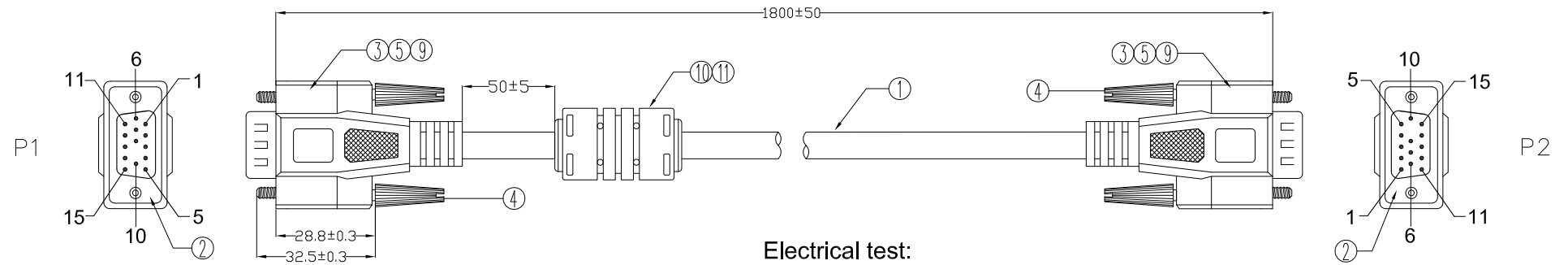
D

E

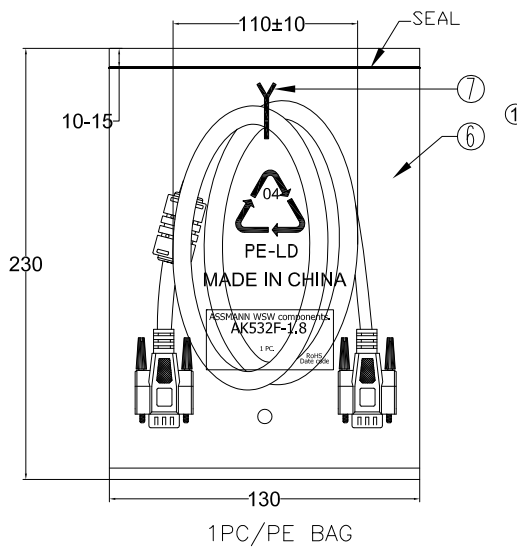
F

G

H




Electrical test:
 1.100% short,open,miss wire test
 2.Conduct resistance:2 Ohm(max)
 3.Insulation resistance:5 Mohm(min)
 4.Dielectric test:DC 300V/10ms



PIN ASSIGNMENT	
P1	P2
1	1
2	2
3	3
4	4
5	5
6	6
7	7
8	8
10	10
11	11
12	12
13	13
14	14
15	15
Shell	Shell

NO.	NAME	Q'TY	SPECIFICATION
①	OUT JACKET	16g	BEIGE(IV-29) PVC 40PA (CH-002)
⑩	FERRITE	2	BLACK ID=10.5*OD17.5*L28.5mm
⑨	TUBE	2	HEAT SHRINK TUBE BLACK OD1.5*L=15MM
⑧	PE BAG	1/10	CLEAR SIZE:280*330*0.05mm PRINT BLACK"MADE IN CHINA"+"10PCS" .
⑦	TIE	1	WHITE L=120mm
⑥	PE BAG	1	CLEAR SIZE:130*230*0.05mm PRINT BLACK"MADE IN CHINA" +"1PC".
⑤	COPPER FOIL	2	DOUBLE-SIDED CONDUCTIVE COPPER FOIL 18U" W25mm*L55mm
④	SCREW	4	#4-40UNC TYPE D-E L=32.5mm,NICKEL PLATED,MOLD:BEIGE(IV-29) ABS
③	OUT JACKET	43.5g	BEIGE(IV-29) 40P PVC(MOULD NO:WM-113)
	IN JACKET	8g	CLEAR LDPE(MOULD NO:NM-049)
②	CONN	2	HDD15P MALE,PIN-G/F.SHELL-NICKEL,INSULATION COLOR:BLUE. MISSING 9PIN SOLDER TYPE.
①	CABLE	1	NOUL 28AWG*14C+AL/MY+D.W(7/0.12 TC) OUTER JACKET COROL:BEIGE(IV-29) OD:6.0±0.15mm. L=1800±15mm.

RoHS compliant
Unit: mm

Scale	Free					Date	Name	Customer-No.
TOLERANCE						Drawn	20.02.2017	Amy
						Approved	04.09.2017	Fred
DIM	TOL	①	Delete the wire color for pin assignment	04.09.2017	Fred	<div style="text-align: center;">  </div>		
		②	Drawn	20.02.2017	Amy			
Angle	TOL	Id.	Modification	Date	Name	Replace		Sheet

ASSMANN WSW-No. **AK532F-1.8**

Drawing-No. **ASS 7893 CA** rev01

1 2 3 4 5 6 7