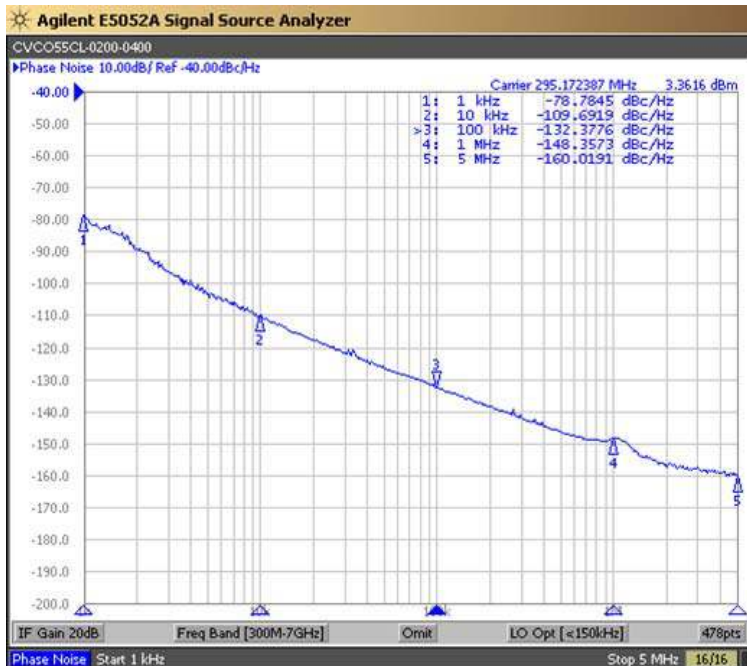
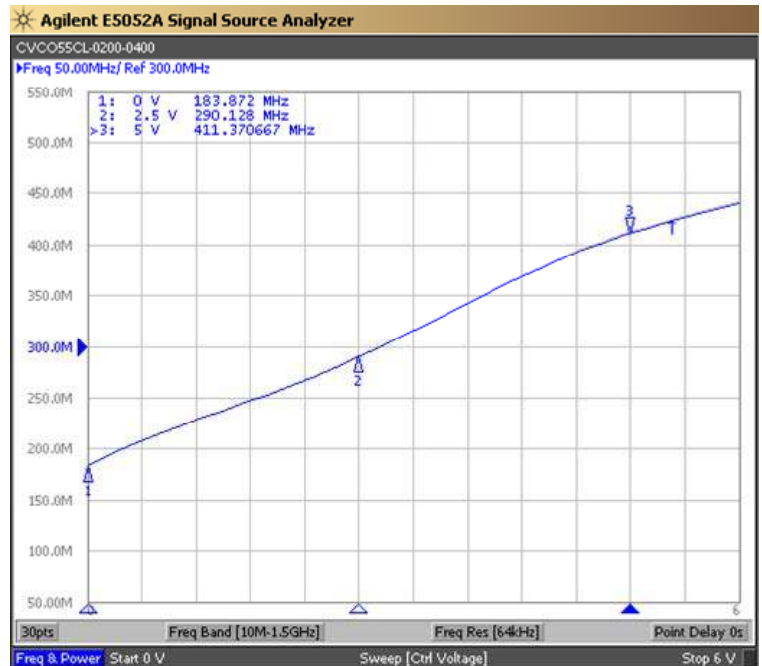


PERFORMANCE SPECIFICATION	MIN	TYP	MAX	UNITS
Lower Frequency:			200	MHz
Upper Frequency:	400			MHz
Tuning Voltage:	0		5.0	VDC
Supply Voltage:	4.75	5.0	5.25	VDC
Output Power:	0	+4.0	+8.0	dBm
Supply Current:			15	mA
Harmonic Suppression (2 nd Harmonic):		-10		dBc
Pushing:		6.0		MHz/V
Pulling, all Phases:			5.0	MHz pk-pk
Tuning Sensitivity:		50		MHz/V
Phase Noise @ 10kHz offset:		-102	-94	dBc/Hz
Phase Noise @ 100kHz offset:		-122	-114	dBc/Hz
Load Impedance:		50		Ω
Input Capacitance:			230	pF
Operating Temperature Range:	-40		+85	$^{\circ}$ C
Storage Temperature Range:	-45		+90	$^{\circ}$ C

Phase Noise (1 Hz BW, Typical)



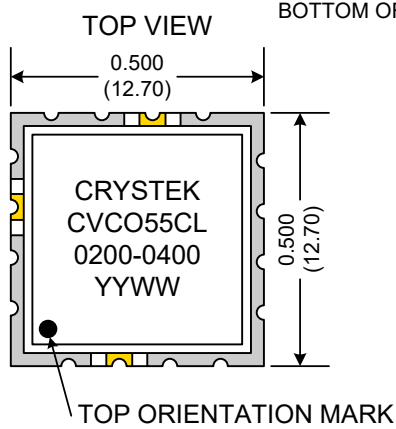
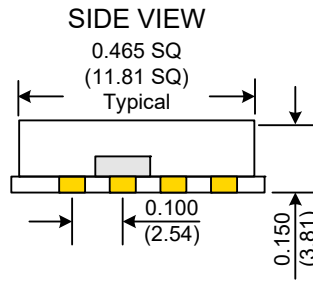
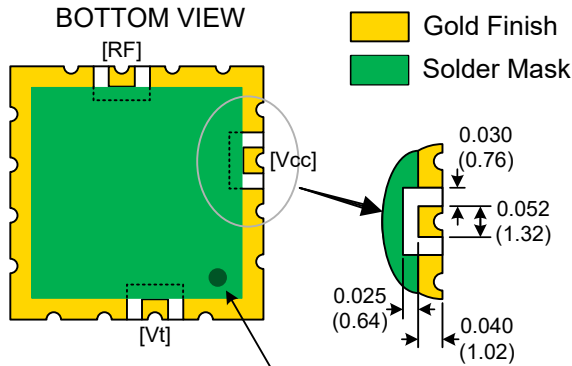
Tuning Curve (Typical)



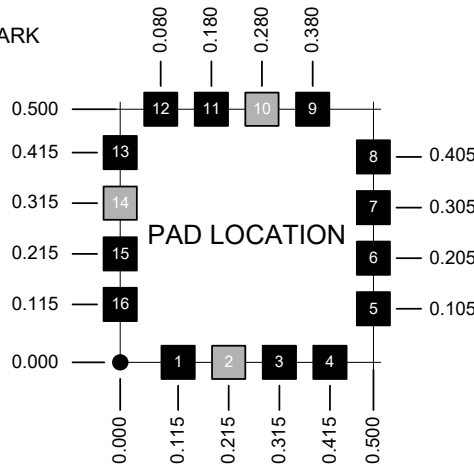
Product Control:

Crystek Part Number:	CVCO55CL-0200-0400	Release Date:	04-Nov-2019
Revision Level:	K	Responsible:	C. Vales





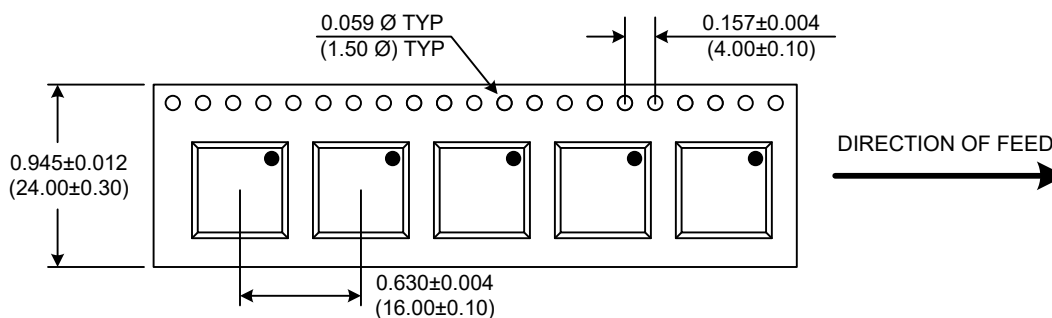
BOTTOM ORIENTATION MARK



Pad	Connection
2	Vt
10	RF-OUTPUT
14	Vcc
Others	GROUND

- Unless otherwise specified, Dimensions are in: $\frac{IN}{(mm)}$
- Pad Location Dimensions are in: Inches

TAPE AND REEL



Drawing not to scale

Product Control:

Crystek Part Number:	CVCO55CL-0200-0400	Release Date:	04-Nov-2019
Revision Level:	K	Responsible:	C. Vales

Crystek Corporation reserves the right to make changes to its products and/or information contained herein without notice. No liability is assumed as a result of its use or application.