

REVISION R

DO NOT SCALE FROM THIS PRINT

NOTES:

1. Ⓢ REPRESENTS A CRITICAL DIMENSION.
2. MAXIMUM BURR ALLOWANCE: 0.038[.0015]
3. MINIMUM PUSHOUT FORCE: SIGNAL: 1.80 N [.4 LB.]
GROUND PLANE 4.44 N [1 LB.]
4. TRAYS ARE STANDARD PACKAGING.
5. DIMENSION APPLIES TO CONTACTS & GROUND PLANE.
6. GROUND PLANE PRESS HEIGHT MUST BE 0.08[.003] LESS THAN THE MAXIMUM HEIGHT OR 0.03[.001] GREATER THAN THE MINIMUM HEIGHT OF THE TERMINAL.
7. MAXIMUM VARIANCE OF 0.05[.002]
8. PARTS WITH THE -GP OPTION MUST MATE TO -GP OPTIONED QRM8 PARTS AND PARTS WITH NON -GP OPTION MUST MATE TO NON-GP OPTIONED QRM8 PARTS
9. NOTE DELETED.
10. ORDERS WILL BE PACKAGED ACCORDING TO THE SAMTEC PACKAGING EFFICIENCY STANDARDS (SPES) FOUND ON WWW.SAMTEC.COM.
11. ATTACH LABEL TO EACH REEL.

DESIGNED & DIMENSIONED IN MILLIMETERS[INCHES]

QRF8-XXX-XX.X-X-D-XX-A-XX-X-XX

No OF POSITIONS
-026, -052 & -078
(-018, -036, & -054 FOR -DP ONLY)

LEAD STYLE
-05.0 = 5mm
-07.0 = 7mm

PLATING SPECIFICATION
-L: 10μ" LIGHT SELECTIVE GOLD / MATTE TIN
(USE C-266-XX.X-L & T-1G39-XX.X-L)
-S: 30μ" SELECTIVE GOLD / MATTE TIN
(USE C-266-XX.X-S & T-1G39-XX.X-S)

PACKAGING
BLANK: TRAY (SEE NOTES 4 & 10)
-TR: TAPE & REEL (SEE NOTES 10 & 11)
-FR: FULL REEL QTY TAPE & REEL (SEE NOTES 10 & 11)
(-054 & -078 POSITION NOT AVAILABLE FOR -TR & -FR)

PICK & PLACE OPTION
-K: POLYIMIDE FILM (SEE FIG 2, SHT 2)

OPTION
-GP: GUIDE POST (SHEET 3, FIG 3) (SEE NOTE 8)

OPTION
-A: ALIGNMENT PIN
OPTION
-DP: DIFFERENTIAL PAIRS

ROW SPECIFICATION
-D: DOUBLE VERTICAL

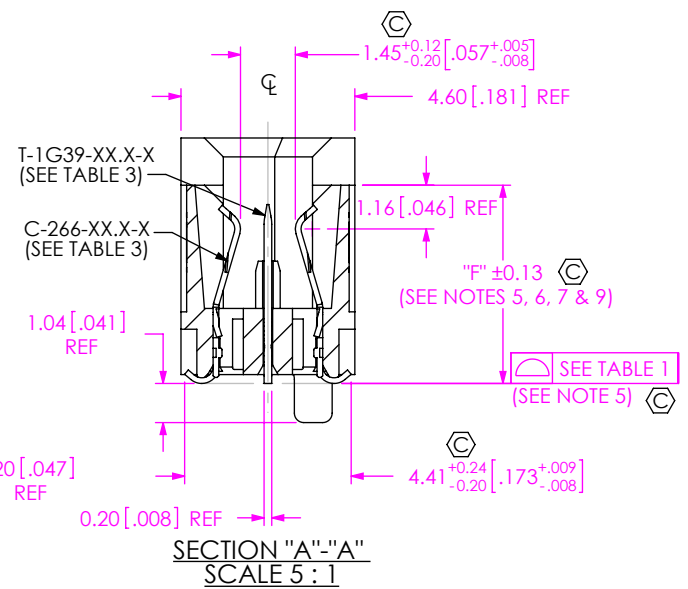
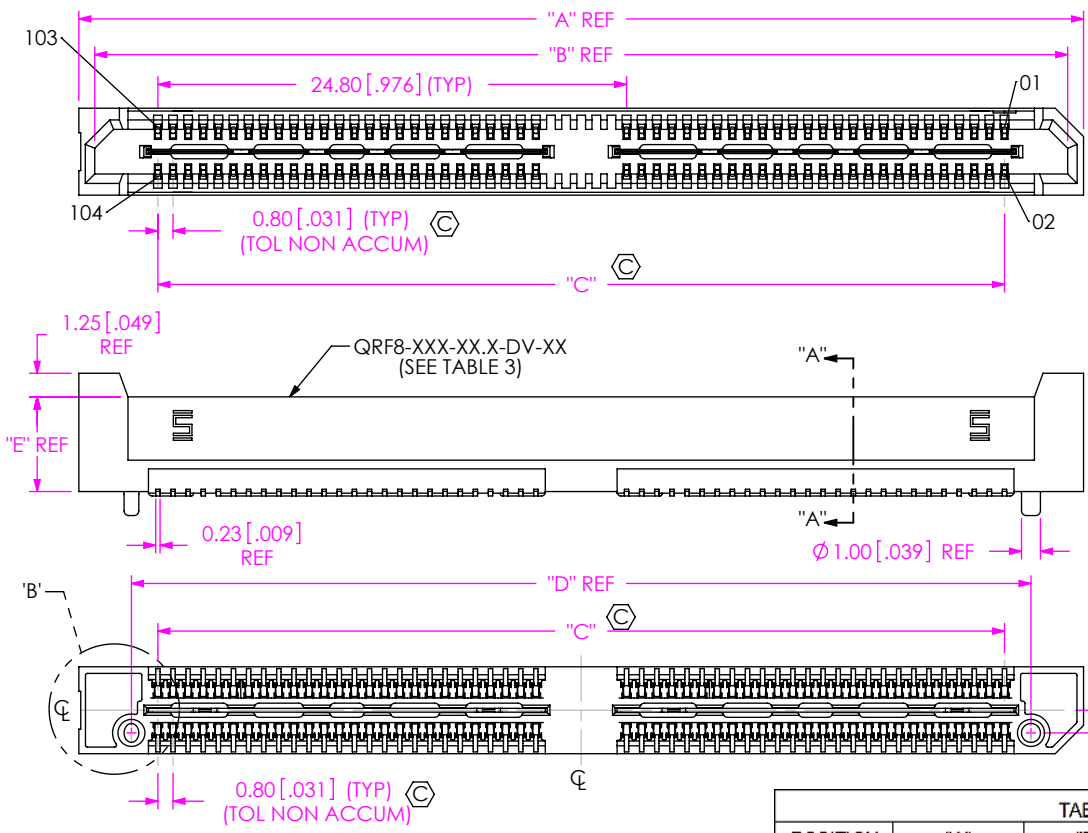


TABLE 2 REF		
STACK HEIGHT		
QRF8 LEAD STYLE	QRM8 LEAD STYLE	
	-02.0	-05.0
-05.0	7.0MM	10.0MM
-07.0	9.0MM	12.0MM

FIG 1 (QRF8-052-05.0-X-D-A SHOWN)

POSITION	TABLE 4			
	"A"	"B"	"C"	"D"
-018, -026	28.37 [1.117]	26.69 [1.051]	20.00 [0.787]	22.80 [0.898]
-036, -052	53.17 [2.093]	51.49 [2.027]	44.80 [1.764]	47.60 [1.874]
-054, -078	77.97 [3.070]	76.29 [3.004]	69.60 [2.740]	72.40 [2.850]

LEAD STYLE	TABLE 5	
	"E"	"F"
-05.0	5.01 [0.197]	5.25 [0.207]
-07.0	7.01 [0.276]	7.25 [0.285]

TABLE 3			
LEAD STYLE	QRF8-XXX-XX.X-DV-XX	C-266-XX.X-X	T-1G39-XX.X-X
-05.0	QRF8-XXX-05.0-DV-XX	C-266-05.0-X	T-1G39-05.0-X
-07.0	QRF8-XXX-07.0-DV-XX	C-266-07.0-X	T-1G39-07.0-X

TABLE 1	
No OF POS	Ⓢ
-018, -026	0.10 [0.004]
-036, -052, -054, -078	0.15 [0.006]

UNLESS OTHERWISE SPECIFIED, DIMENSIONS ARE IN MILLIMETERS [INCHES]. TOLERANCES ARE:
DECIMALS ANGLES
X.X: ±0.3 [0.1]
X.XX: ±0.13 [0.05]
X.XXX: ±0.050 [0.0020]

PROPRIETARY NOTE
THIS DOCUMENT CONTAINS CONFIDENTIAL AND PROPRIETARY INFORMATION AND ALL DESIGN, MANUFACTURING, REPRODUCTION, USE, PATENT RIGHTS AND SALES RIGHTS ARE EXPRESSLY RESERVED BY SAMTEC, INC. THIS DOCUMENT SHALL NOT BE DISCLOSED, IN WHOLE OR PART, TO ANY UNAUTHORIZED PERSON OR ENTITY NOR REPRODUCED, TRANSFERRED OR INCORPORATED IN ANY OTHER PROJECT IN ANY MANNER WITHOUT THE EXPRESS WRITTEN CONSENT OF SAMTEC, INC.

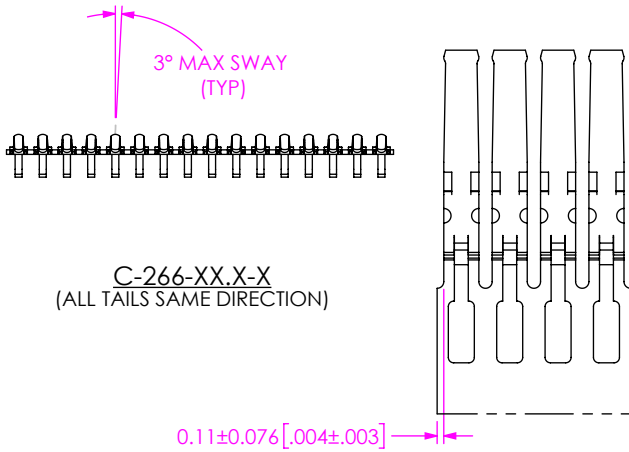


520 PARK EAST BLVD, NEW ALBANY, IN 47150
PHONE: 812-944-6733 FAX: 812-948-5047
e-Mail: info@SAMTEC.com code: 55322

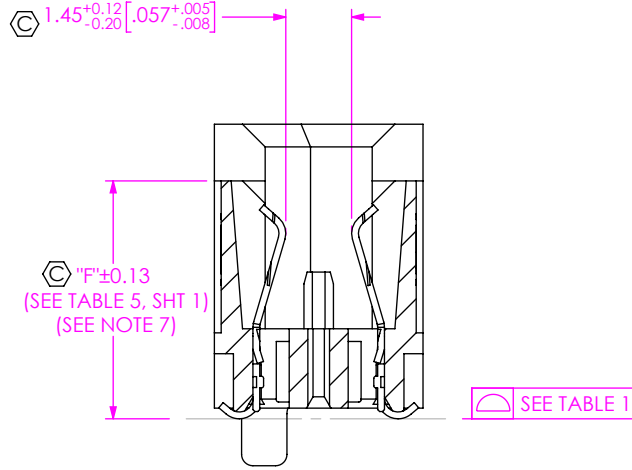
MATERIAL: DO NOT SCALE DRAWING SHEET SCALE: 2:1
INSULATOR: LCP, COLOR: BLACK
CONTACT: BeCu
GROUND PLANE: PHOS BRONZE

DESCRIPTION:
.8MM Q-RATE SOCKET ASSEMBLY

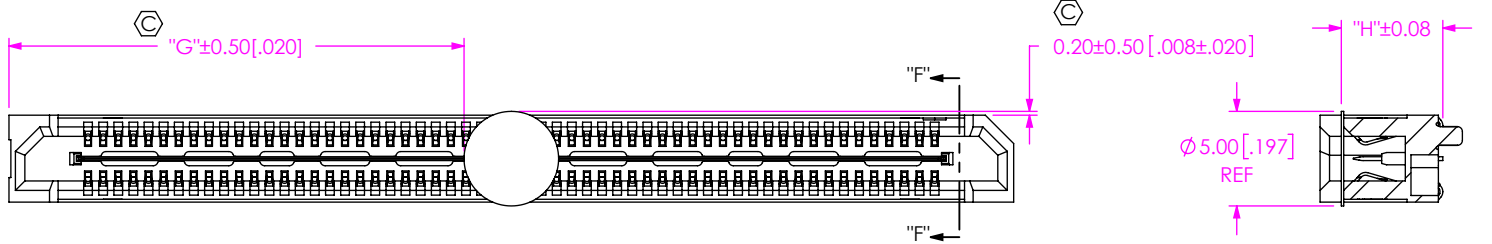
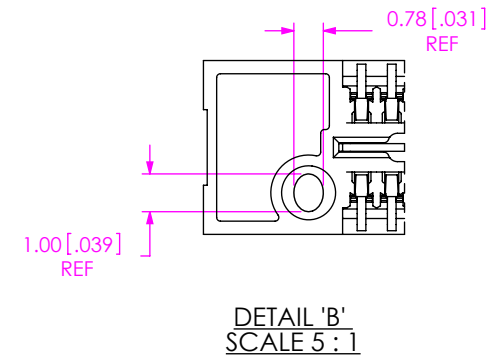
DWG. NO. QRF8-XXX-XX.X-X-D-XX-A-XX-X-XX
BY: M MURILLO 7/10/2008 SHEET 1 OF 4



IN PROCESS 1
CUT C-266-XX.X-X CONTACT COMBS



IN PROCESS 2
FILL C-266-XX.X-X CONTACTS



SECTION "F"- "F"
SCALE 2.5 : 1

TABLE 6	
POSITION	"G"
-018, -026	11.68 [0.460]
-018 GP, -026 GP	12.52 [0.493]
-036, -052	24.08 [0.948]
-036 GP, -052 GP	24.92 [0.981]
-054, -078	36.49 [1.437]
-054 GP, -078 GP	37.33 [1.470]

TABLE 7	
LEAD STYLE	"H"
-05.0	5.372 [0.2115]
-07.0	7.371 [0.2902]

FIG 2
-K OPTION
(USE K-DOT-.197-.344-.005)
(QRF8-052-05.0-X-D-A-K SHOWN)
(SAME AS FIG 1 DIFFERENT AS SHOWN)

PROPRIETARY NOTE
THIS DOCUMENT CONTAINS CONFIDENTIAL AND PROPRIETARY INFORMATION AND ALL DESIGN, MANUFACTURING, REPRODUCTION, USE, PATENT RIGHTS AND SALES RIGHTS ARE EXPRESSLY RESERVED BY SAMTEC, INC. THIS DOCUMENT SHALL NOT BE DISCLOSED, IN WHOLE OR PART, TO ANY UNAUTHORIZED PERSON OR ENTITY NOR REPRODUCED, TRANSFERRED OR INCORPORATED IN ANY OTHER PROJECT IN ANY MANNER WITHOUT THE EXPRESS WRITTEN CONSENT OF SAMTEC, INC.

DO NOT SCALE DRAWING

SHEET SCALE: 2:1

samtec

520 PARK EAST BLVD, NEW ALBANY, IN 47150
PHONE: 812-944-6733 FAX: 812-948-5047
e-Mail: info@SAMTEC.com code: 55322

DESCRIPTION:
.8MM Q-RATE SOCKET ASSEMBLY

DWG. NO.
QRF8-XXX-XX.X-X-D-XX-A-XX-X-XX

BY: M MURILLO 7/10/2008 SHEET 2 OF 4

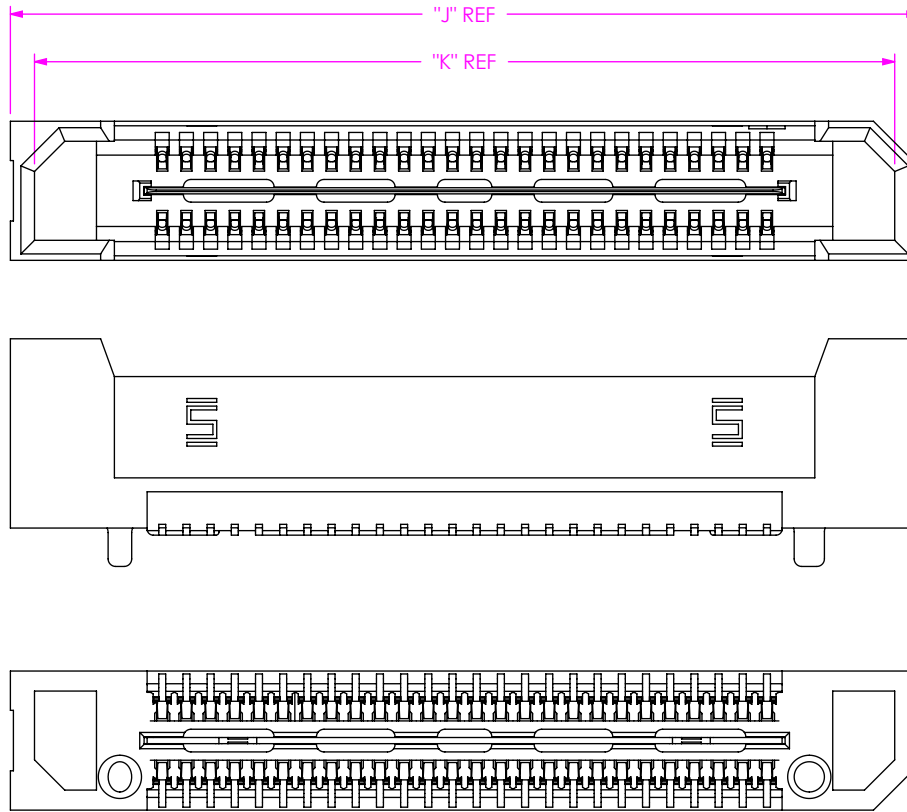



TABLE 8		
POSITION	"J"	"K"
-018, -026	30.05 [1.183]	28.45 [1.120]
-036, -052	54.85 [2.159]	53.25 [2.096]
-054, -078	79.65 [3.136]	78.05 [3.073]

FIG 3
-GP OPTION
(QRF8-026-05.0-X-D-A-GP SHOWN)
(SAME AS FIG 2 DIFFERENT AS SHOWN)



IN PROCESS 3
CUT C-266-XX.X-X CONTACT COMBS
(FOR QRF8-018-05.0-X-D-DP-A-GP)

PROPRIETARY NOTE
THIS DOCUMENT CONTAINS CONFIDENTIAL AND PROPRIETARY INFORMATION AND ALL DESIGN, MANUFACTURING, REPRODUCTION, USE, PATENT RIGHTS AND SALES RIGHTS ARE EXPRESSLY RESERVED BY SAMTEC, INC. THIS DOCUMENT SHALL NOT BE DISCLOSED, IN WHOLE OR PART, TO ANY UNAUTHORIZED PERSON OR ENTITY NOR REPRODUCED, TRANSFERRED OR INCORPORATED IN ANY OTHER PROJECT IN ANY MANNER WITHOUT THE EXPRESS WRITTEN CONSENT OF SAMTEC, INC.

DO NOT SCALE DRAWING

SHEET SCALE: 4:1



520 PARK EAST BLVD, NEW ALBANY, IN 47150
PHONE: 812-944-6733 FAX: 812-948-5047
e-Mail: info@SAMTEC.com code: 55322

DESCRIPTION:
.8MM Q-RATE SOCKET ASSEMBLY

DWG. NO.
QRF8-XXX-XX.X-X-D-XX-A-XX-X-XX

BY: M MURILLO 7/10/2008 SHEET 3 OF 4

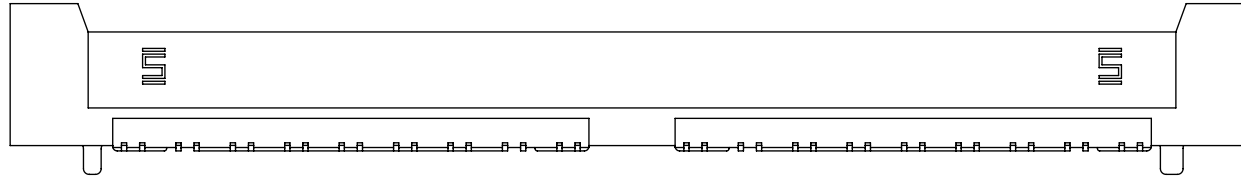
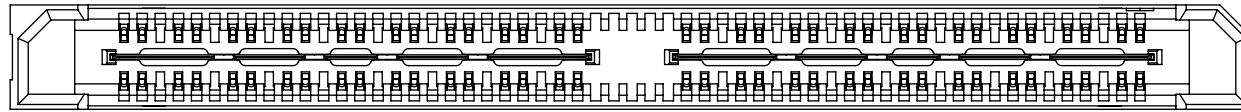


FIG 4
 (QRF8-036-05.0-X-D-DP-A-GP SHOWN)
 (SAME AS FIG 3 DIFFERENT AS SHOWN)

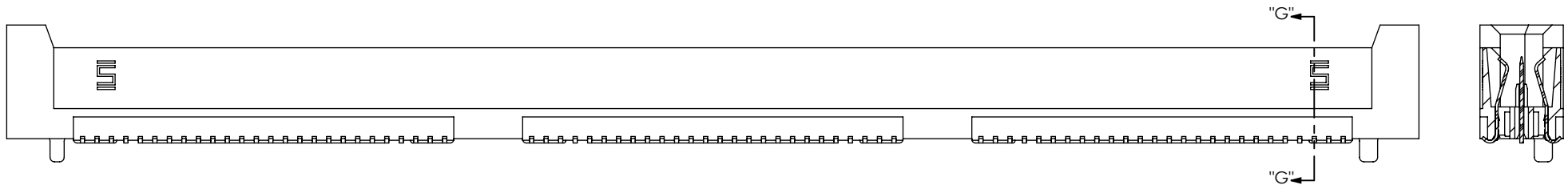


FIG 5
 (QRF8-078-05.0-X-D-A SHOWN)
 (DIFFERENT AS SHOWN FOR ALL 3 BANK ASSEMBLIES)

SECTION "G"- "G"

PROPRIETARY NOTE
 * THIS DOCUMENT CONTAINS CONFIDENTIAL AND PROPRIETARY INFORMATION AND ALL DESIGN, MANUFACTURING, REPRODUCTION, USE, PATENT RIGHTS AND SALES RIGHTS ARE EXPRESSLY RESERVED BY SAMTEC, INC. THIS DOCUMENT SHALL NOT BE DISCLOSED, IN WHOLE OR PART, TO ANY UNAUTHORIZED PERSON OR ENTITY NOR REPRODUCED, TRANSFERRED OR INCORPORATED IN ANY OTHER PROJECT IN ANY MANNER WITHOUT THE EXPRESS WRITTEN CONSENT OF SAMTEC, INC.

DO NOT SCALE DRAWING

SHEET SCALE: 3:1



520 PARK EAST BLVD, NEW ALBANY, IN 47150
 PHONE: 812-944-6733 FAX: 812-948-5047
 e-Mail: info@SAMTEC.com code: 55322

DESCRIPTION:
 .8MM Q-RATE SOCKET ASSEMBLY

DWG. NO.
 QRF8-XXX-XX.X-X-D-XX-A-XX-X-XX

BY: M MURILLO 7/10/2008 SHEET 4 OF 4