

IPC-610-F

Classic 4U 15-Slot Rackmount Chassis






Features

- 4U rackmount chassis supports up to 15 cards
- Shock-resistant disk drive bay design holds up to three 5.25" and two 3.5" (one front-accessible & one internal) disk drives
- Special hold-down clamp design with rubber cushions protects the cards from shock and vibration
- Power and HDD activity notification improves system availability
- Front-accessible air filter for easy system maintenance
- Lockable front door prevents unauthorized access
- 300W / 400W AC and 300W DC ATX power supply options

CE FCC

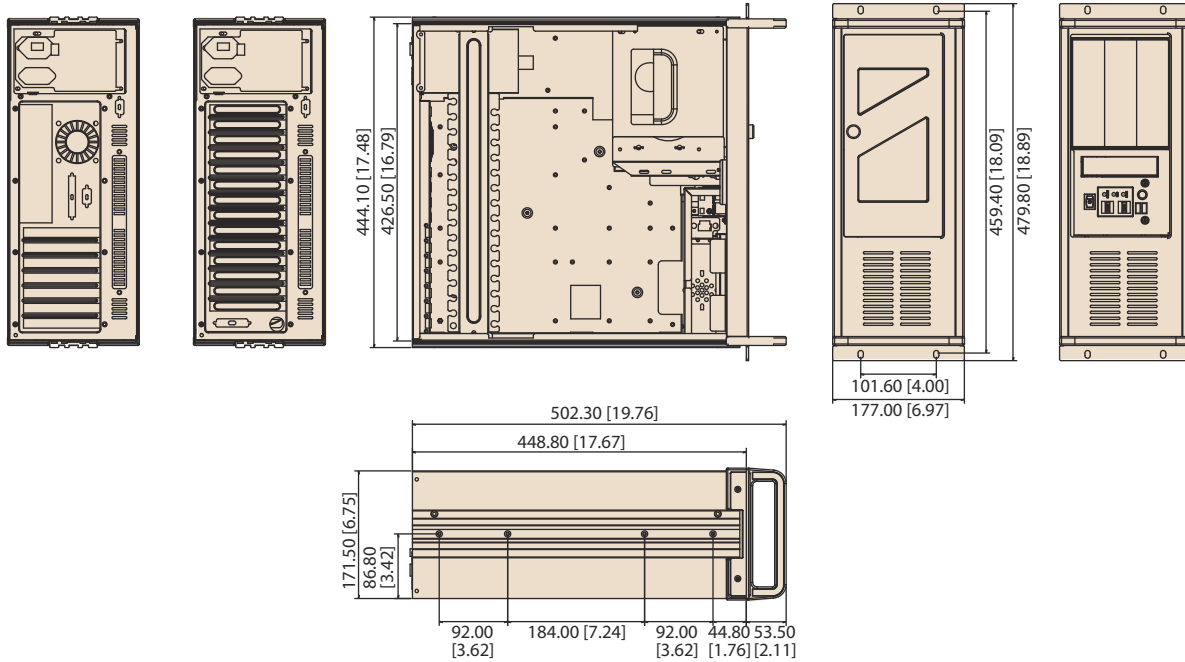
Specifications

Drive Bay	3.5"	External	1	Internal	1
	5.25"		3		-
Cooling	Fan		1 (12 cm / 85 CFM)		
	Air Filter		Yes		
Front I/O Interface	USB		2		
	PS/2		1		
Miscellaneous	LED Indicators		Power, HDD, keyboard lock		
	Control		Power, system reset and keyboard lock switches		
	Rear Panel		Backplane version: One 9-pin D-Sub opening Motherboard version: Five 9-pin D-Sub & one 25-pin D-sub openings		
Environment	Temperature	Operating	0 ~ 40° C (32 ~ 104° F)	Non-Operating	-20 ~ 60° C (-4 ~ 140° F)
	Humidity		10 ~ 85% @ 40° C, non-condensing		10 ~ 95% @ 40° C, non-condensing
	Vibration (5 ~ 500 Hz)		1 Grms		2 G
	Shock		10 G (with 11 ms duration, half sine wave)		
	Physical Characteristics	Dimensions (W x H x D)		IPC-610BP: 482 x 177 x 449 mm (19" x 7" x 17.8") IPC-610MB: 482 x 177 x 499 mm (19" x 7" x 19.6")	
	Weight		16.2 kg (35.6 lb)		



Dimensions

Unit: mm [inch]



Ordering Information

Part Number	Power Supply	Wattage	Switch type
Backplane Version			
IPC-610BP-00FEE	-	-	ATX
IPC-610BP-30FEE	96PS-A300WPS2	300W	ATX
IPC-610BP-40FEE	96PS-A400WPS2	400W	ATX
Mother board Version			
IPC-610MB-00FEE	-	-	ATX
IPC-610MB-30FEE	96PS-A300WPS2	300W	ATX

Optional Accessories

Part Number	Description
IPC-DT-3120E	Mobile rack for converting a 3.5" drive bay to dual 2.5" SATA HDD trays
IPC-DT-5230E	Mobile rack for converting dual 5.25" drive bays to three 3.5" SATA HDD trays

Power Supply Options

(For detailed power supply specs, please refer to Chapter 13)

Part Number	80 Plus Grade	Wattage	Type	Input
PS8-400ATX-ZE	Bronze	400W	Single	AC 100 ~ 240 (full range)
PS-300ATX-DC48E	-	300W	Single	DC - 48V
RPS8-350ATX-XE	Gold	350W	1+1 Redundant	AC 100 ~ 240 (full range)
RPS8-500ATX-XE	Bronze	500W	1+1 Redundant	AC 100 ~ 240 (full range)

Spare Parts

Part Number	Description
2130006190S000	Fan filter 120 x 100 x 15 mm