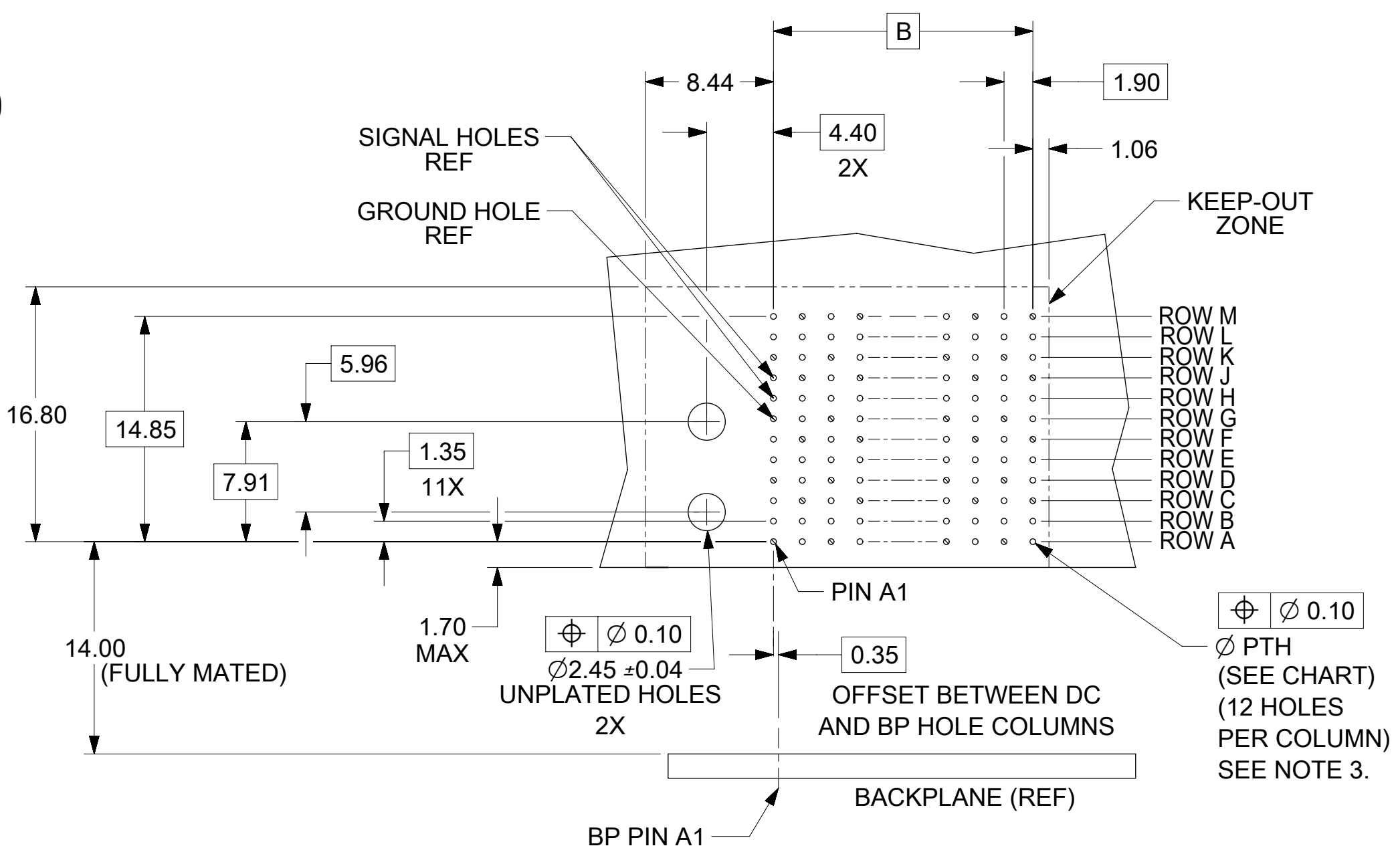
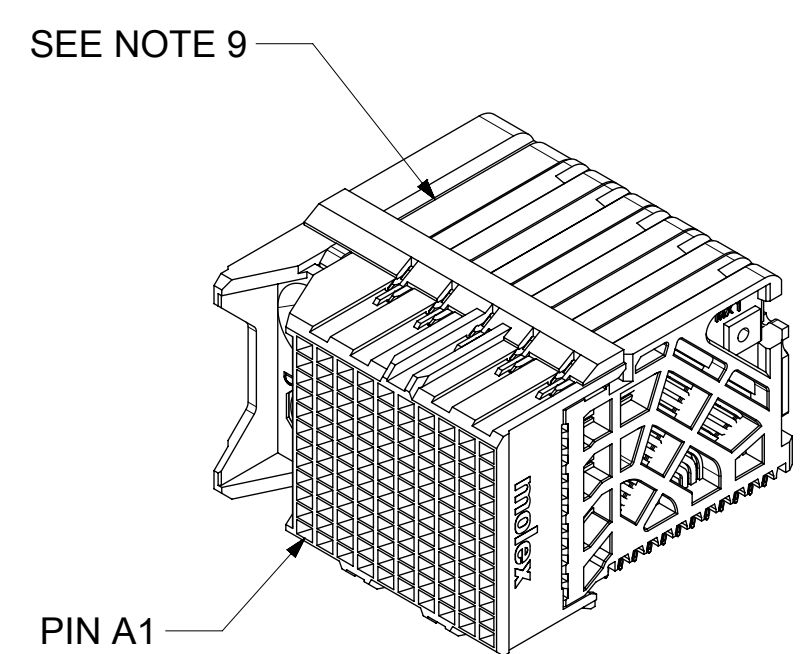
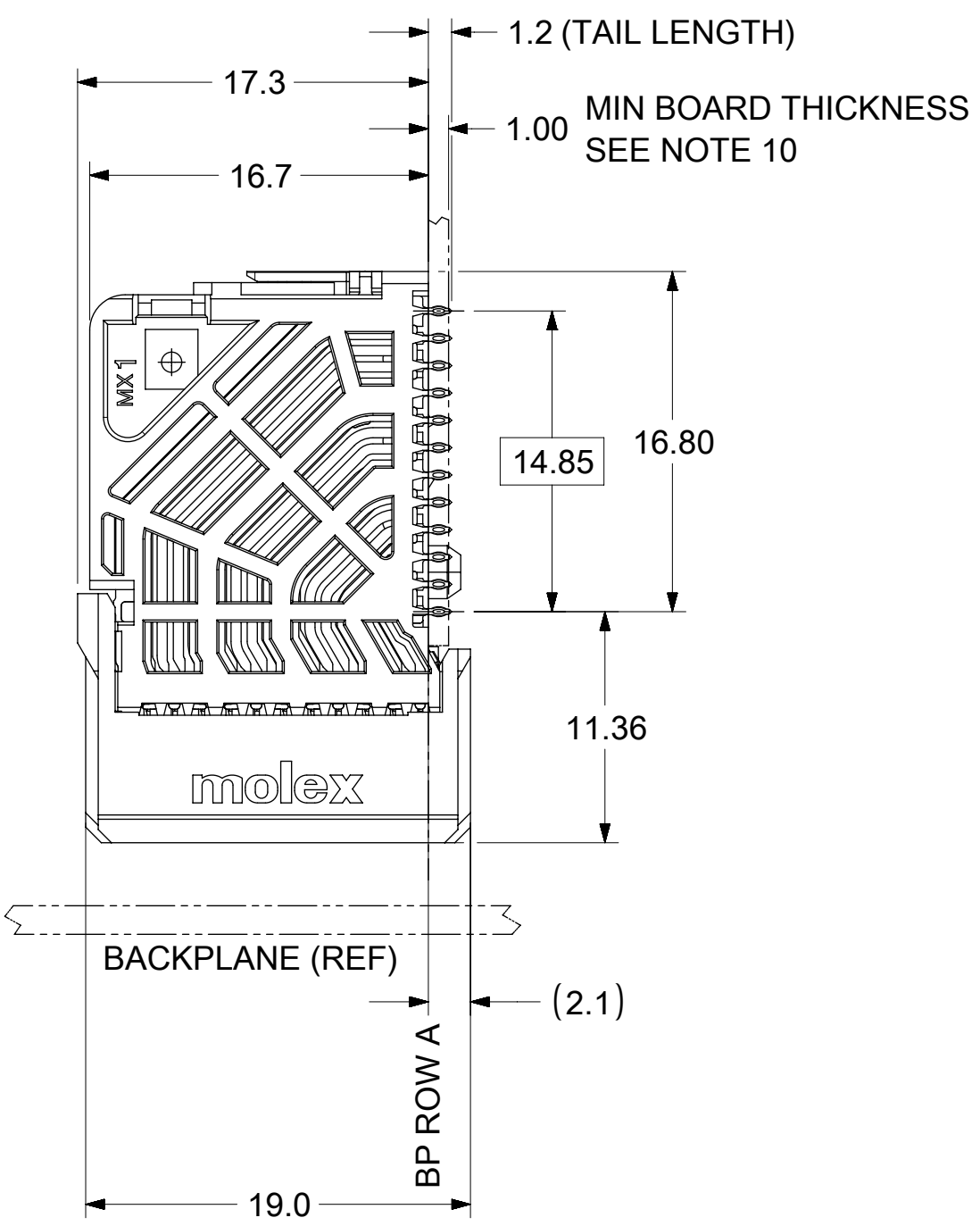


SEE NOTE 12

KEY SHOWN IN POSITION "A"



DAUGHTERCARD HOLE PATTERN (CONNECTOR SIDE)

- NOTES:
1. MATERIALS: HOUSING - LIQUID CRYSTAL POLYMER (LCP), GLASS-FILLED, UL94V-0
TERMINALS - HIGH PERFORMANCE COPPER ALLOY
 2. FINISH: 30µIN MIN SELECTIVE GOLD IN CONTACT AREA, SELECTIVE TIN ON PCB TAILS. NICKEL OVERALL.
 3. REFER TO MOLEX PRODUCT SPEC PS-76060-999 FOR PERFORMANCE SPECIFICATIONS AND ADDITIONAL PCB INFORMATION.
 4. EACH SIGNAL WAFER CONTAINS 2 COLUMNS OF TERMINALS.
 5. PRODUCT IS PACKAGED PER PK-70873-610.
 6. THIS PART CONFORMS TO CLASS B REQUIREMENTS OF COSMETIC SPEC PS-45499-002.
 7. REFER TO MOLEX SALES DRAWING SD-76155-002 FOR THE MATING HEADERS AND SD-76500-004 FOR THE MATING RAM CONNECTORS.
 8. REFER TO MOLEX PCB ROUTING GUIDE AS-76060-990 FOR ANTIPAD AND ROUTING RECOMMENDATIONS.
 9. PART NUMBER 76160-3120 SHOWN ON DRAWING. KEYING FEATURES WILL CHANGE WITH COLUMN SIZE.
 10. MINIMUM BOARD THICKNESS IS 1.00 mm FOR COMPLIANT PIN FUNCTIONALITY.
 11. WHEN USING MOLEX SUPPLIED #2-32 SCREW 73726-0000 (9.50mm ±0.38 THREADABLE SCREW LENGTH), THE MAXIMUM BOARD THICKNESS IS 4.4mm.
 12. MARKING: LOCATED APPROXIMATELY AS SHOWN. PART NUMBER AND DATE CODE.

THIS DRAWING CONTAINS INFORMATION THAT IS PROPRIETARY TO MOLEX ELECTRONIC TECHNOLOGIES, LLC AND SHOULD NOT BE USED WITHOUT WRITTEN PERMISSION									
DIMENSION UNITS		SCALE		CURRENT REV DESC: MIGRATED TO NX					
mm		NTS		<p>IMPACT 100 OIHM DC 4 PAIR SIGNAL MODULE GUIDE LEFT SALES DWG</p> <p>PRODUCT CUSTOMER DRAWING</p> <p>DOCUMENT NUMBER: SD-76160-002 DOC TYPE: PSD DOC PART: 001 REVISION: H3</p> <p>MATERIAL NUMBER: SEE CHART CUSTOMER: GENERAL MARKET SHEET NUMBER: 1 OF 2</p>					
GENERAL TOLERANCES (UNLESS SPECIFIED)									
ANGULAR TOL ± 0.5°									
4 PLACES ±									
3 PLACES ±									
2 PLACES ± 0.13									
1 PLACE ± 0.25									
0 PLACES ±				INITIAL REVISION:					
DRAFT WHERE APPLICABLE MUST REMAIN WITHIN DIMENSIONS		THIRD ANGLE PROJECTION		DRAWING		SERIES			
				C-SIZE		76160			

MATERIAL NUMBER	# OF COLUMNS	# OF DIFF PAIR	DIM "A" MAX	DIM "B"	PTH ϕ
76160-**06	6	24	19.00	9.50	0.46 ± 0.05
76160-**08	8	32	22.80	13.30	
76160-**10	10	40	26.60	17.10	
76160-**16	16	64	38.00	28.50	
76160-**36	6	24	19.00	9.50	0.39 ± 0.05
76160-**38	8	32	22.80	13.30	
76160-**20	10	40	26.60	17.10	
76160-**26	16	64	38.00	28.50	

76160-****

MODULE AND TAIL PLATING TYPE
3 = LEFT GUIDED LEAD-FREE

POLARIZATION KEY ORIENTATION

0 = NO KEY
1 = A 5 = E
2 = B 6 = F
3 = C 7 = G
4 = D 8 = H

OF COLUMNS
06 = 6 COL 0.46 PTH
08 = 8 COL 0.46 PTH
10 = 10 COL 0.46 PTH
16 = 16 COL 0.46 PTH
20 = 10 COL 0.39 PTH
26 = 16 COL 0.39 PTH
38 = 8 COL 0.39 PTH
36 = 6 COL 0.39 PTH

THIS DRAWING CONTAINS INFORMATION THAT IS PROPRIETARY TO MOLEX ELECTRONIC TECHNOLOGIES, LLC AND SHOULD NOT BE USED WITHOUT WRITTEN PERMISSION

DIMENSION UNITS		SCALE		CURRENT REV DESC: MIGRATED TO NX				molex					
mm		NTS											
GENERAL TOLERANCES (UNLESS SPECIFIED)				EC NO: 622030				IMPACT 100 OIHM DC 4 PAIR SIGNAL MODULE GUIDE LEFT SALES DWG					
ANGULAR TOL $\pm 0.5^\circ$				DRWN: SKRISHNAMU01 2019/07/30									
4 PLACES \pm				CHK'D: PRAMASWAMY 2019/08/07				PRODUCT CUSTOMER DRAWING					
3 PLACES \pm				APPR: SHONG 2019/08/08									
2 PLACES ± 0.13				INITIAL REVISION:				DOCUMENT NUMBER SD-76160-002					
1 PLACE ± 0.25				DRWN: MCARRANZA 2007/07/11									
0 PLACES \pm				APPR: JLAURX 2007/07/11				DOC TYPE PSD		DOC PART 001		REVISION H3	
DRAFT WHERE APPLICABLE MUST REMAIN WITHIN DIMENSIONS		THIRD ANGLE PROJECTION		DRAWING C-SIZE		SERIES 76160		MATERIAL NUMBER SEE CHART		CUSTOMER GENERAL MARKET		SHEET NUMBER 2 OF 2	

DOCUMENT STATUS	P1	RELEASE DATE	2019/08/08 22:00:43
-----------------	----	--------------	---------------------