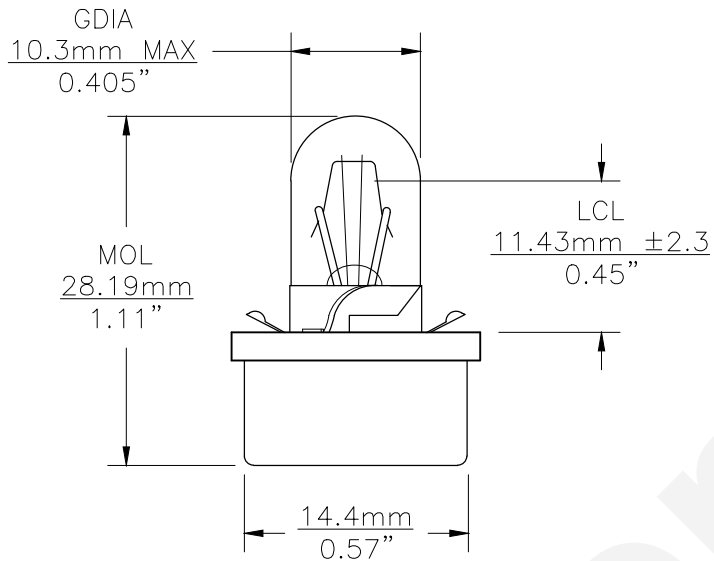


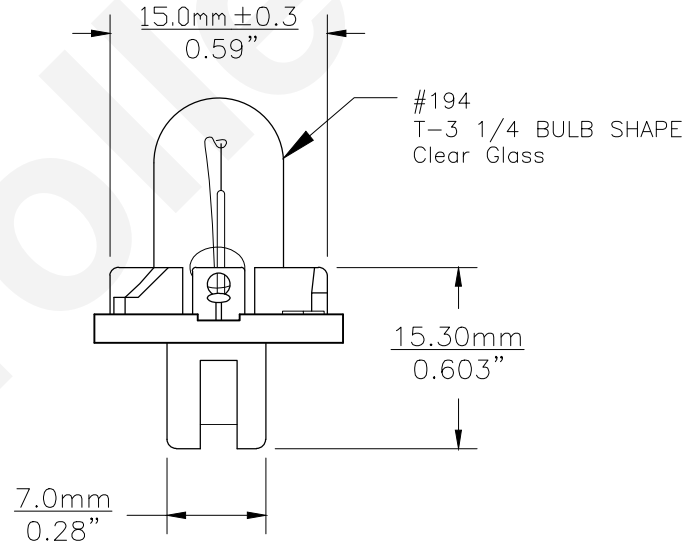


PART NO.	BASE TYPE	DESIGN VOLTS	DESIGN AMPS	MSCD	FILAMENT TYPE	AVERAGE LIFE HOURS	REVISIONS			
							REV #	DESCRIPTION	DATE	APPROVED
PC194	Printed Circuit Socket	14.0V	0.27±10%	2.0±20%	C-2F	2,500	1	ISSUED	01/25/2005	D.C.
							2	ADDITIONAL VIEW (BOTTOM VIEW OF BASE)	04/06/2016	R.M.
							3	CORRECTED BULB # TO 194	11/15/2016	R.M.

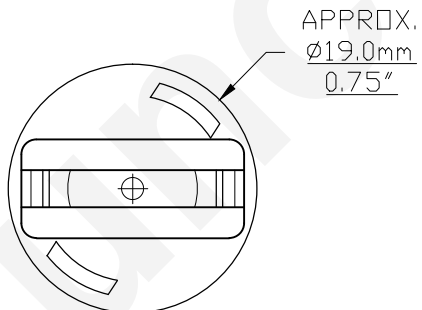
SOCKET COLOR: GRAY



0° VIEW



90° VIEW



BASE BOTTOM VIEW

Note: Made according to SAE specifications



UNLESS OTHERWISE SPECIFIED: DIMENSIONS ARE IN INCHES TOLERANCES		CEC INDUSTRIES LTD			
DECIMALS	ANGULAR	599 BOND STREET		LINCOLNSHIRE, IL 60069	
.XX ± .05	± 0.5°				
.XXX ± .010					
FRACTIONAL	±1/64				
DRAWN DENNIS CLARK	DATE 01/25/2005	TITLE LIGHT BULB NO. PC194			
CHECKED		SIZE A	FSCM NO.	DWG NO. PC194	REV 3
DESIGN		SCALE	PLOT SCALE	SHEET 1 OF 1	
MATERIAL		FILE PC194.pdf	DRAWING NOT TO SCALE		